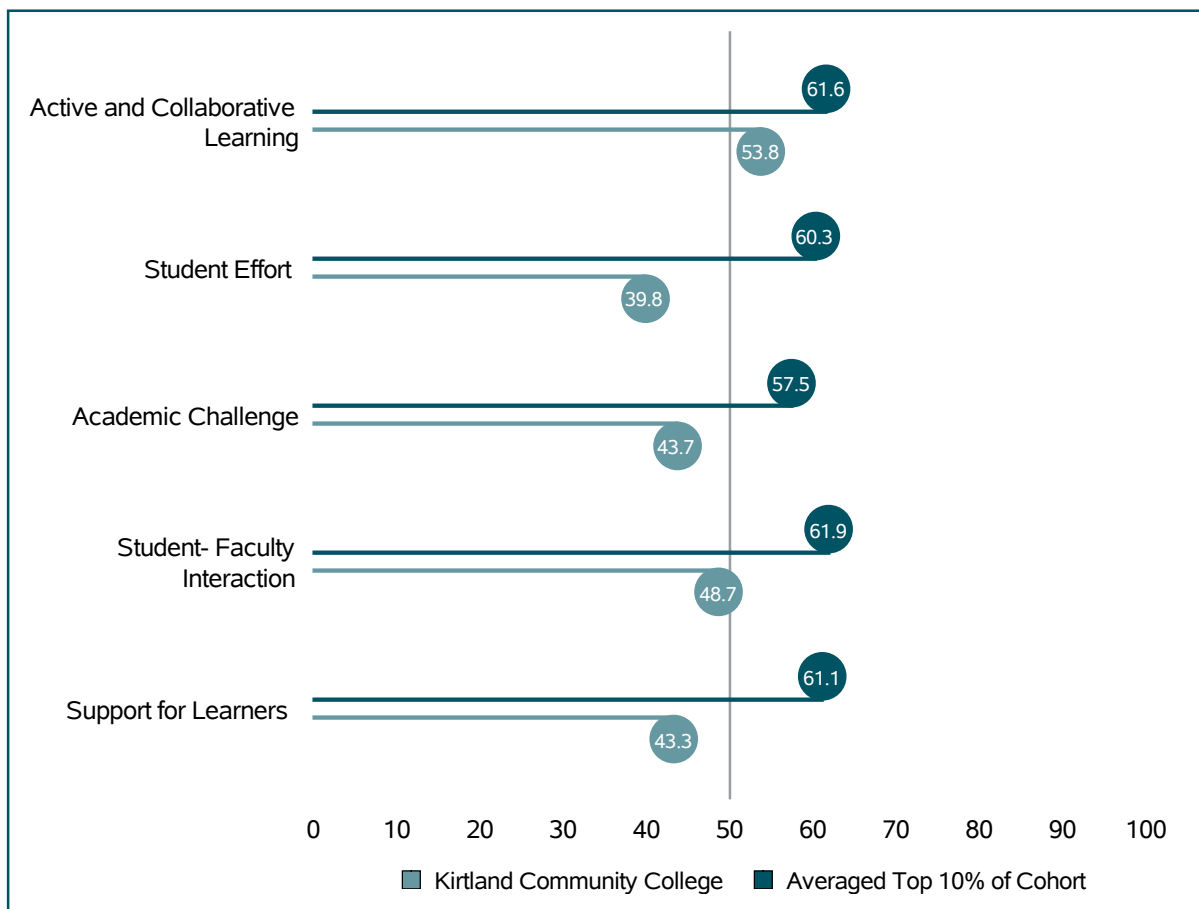


Kirtland Community College

CCSSE 2023 Executive Summary of Results



Standardized Benchmark Scores



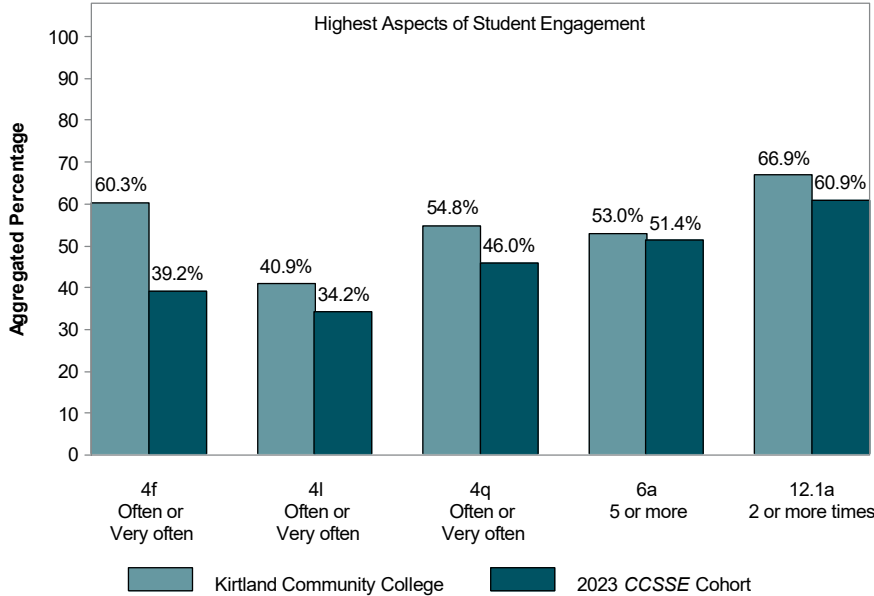
The *CCSSE* benchmarks are groups of conceptually related survey items that address key areas of student engagement. The five benchmarks denote areas that educational research has shown to be important to students' college experiences and educational outcomes. Therefore, they provide colleges with a useful starting point for looking at institutional results and allow colleges to gauge and monitor their performance in areas that are central to their work. In addition, participating colleges have the opportunity to make appropriate and useful comparisons between their performance and that of groups of other colleges.

Performing as well as the national average or a peer-group average may be a reasonable initial aspiration, but it is important to recognize that these averages are sometimes unacceptably low. Aspiring to match and then exceed high-performance targets is the stronger strategy.

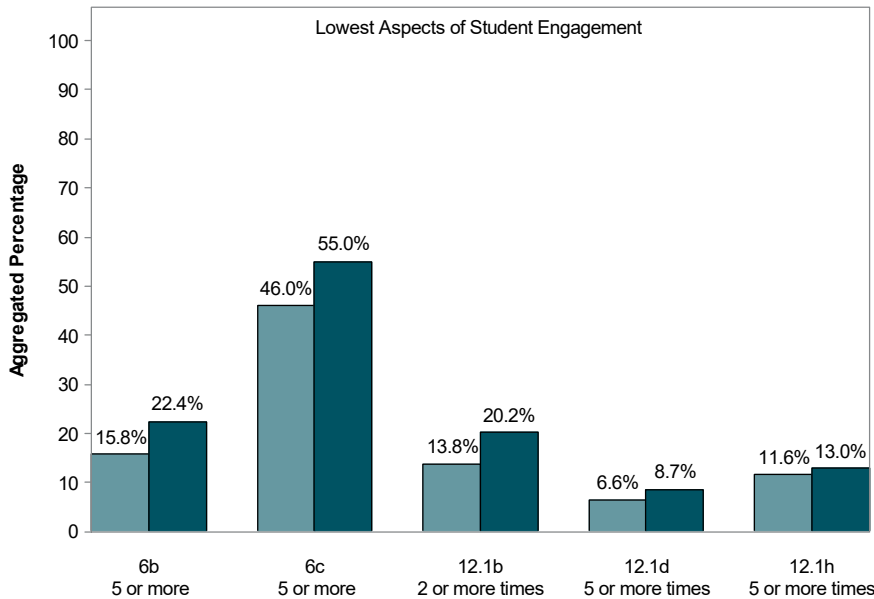
Therefore, provided above is a comparison of your college's standardized benchmark scores with the averaged benchmark scores from the top 10% of the current three-year cohort.

For further information about *CCSSE* benchmarks and how they are computed, please visit www.cccse.org.

Highest and Lowest Aspects of Student Engagement



Item	Benchmark
4f. Worked with other students on projects during class	Active and Collaborative Learning
4l. Talked about career plans with an instructor or advisor	Student-Faculty Interaction
4q. Discussed ideas from your readings or classes with others outside of class (students, family members, co-workers, etc.)	Active and Collaborative Learning
6a. Number of assigned textbooks, manuals, books, or book-length packs of course readings	Academic Challenge
12.1a. Frequency: Academic advising/planning	Support for Learners



Item	Benchmark
6b. Number of books read on your own (not assigned)	Student Effort
6c. Number of written papers or reports of any length	Academic Challenge
12.1b. Frequency: Career counseling	Support for Learners
12.1d. Frequency: Peer or other tutoring	Student Effort
12.1h. Frequency: Computer lab	Student Effort

One way to dig more deeply into benchmark scores is to analyze those items that contribute to the overall benchmark score. This section features the five items across all benchmarks on which the college scored highest and the five items on which the college scored lowest relative to the 2023 *CCSSE* Cohort. It is important to note that some colleges' highest mean scores may be lower than the cohort mean, and conversely, some colleges' lowest mean scores may be higher than the cohort mean.

While examining these data, keep in mind that the selected items may not be those that are most closely aligned with the college's goals; thus, it is important to review all institutional reports on the *CCSSE* online reporting system at www.ccsse.org.

Notes:

- For Item(s) 4 (except 4e), *often* and *very often* responses are combined.
- For Item(s) 6, 5–10 11–20 and *more than 20* responses are combined.
- For Item(s) 12.1a and 12.1b, *2–4 times* and *5 or more times* responses are combined because these services are typically used less frequently.



CCCSE

Department of Educational Leadership and Policy
College of Education
The University of Texas at Austin
3316 Grandview Street
Austin, TX 78705
512-471-6807

info@cccse.org
www.cccse.org