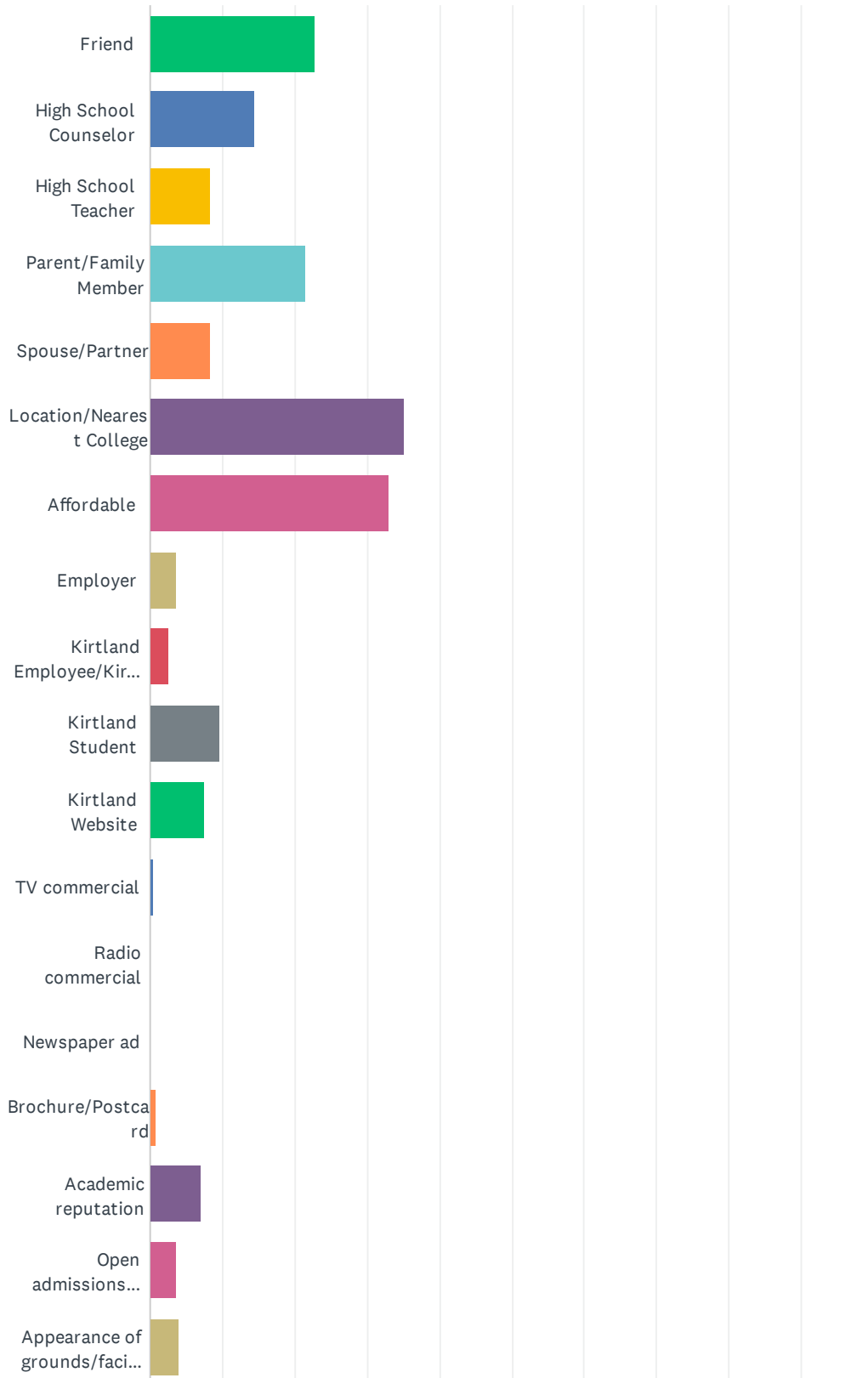
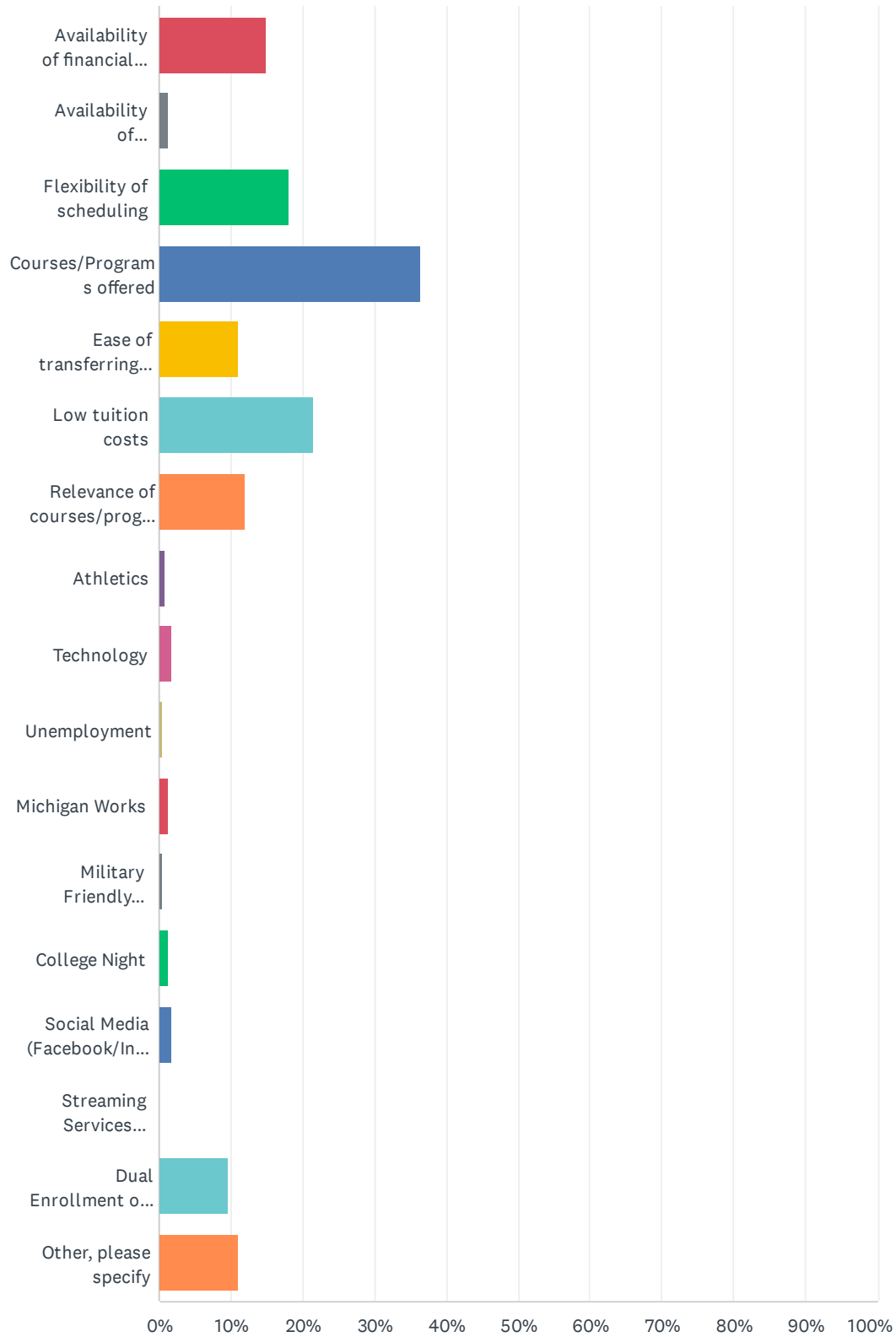


Q1 Who or what influenced your decision to attend Kirtland? Mark all that apply.

Answered: 227 Skipped: 0



Fall 2021 Student Survey



Fall 2021 Student Survey

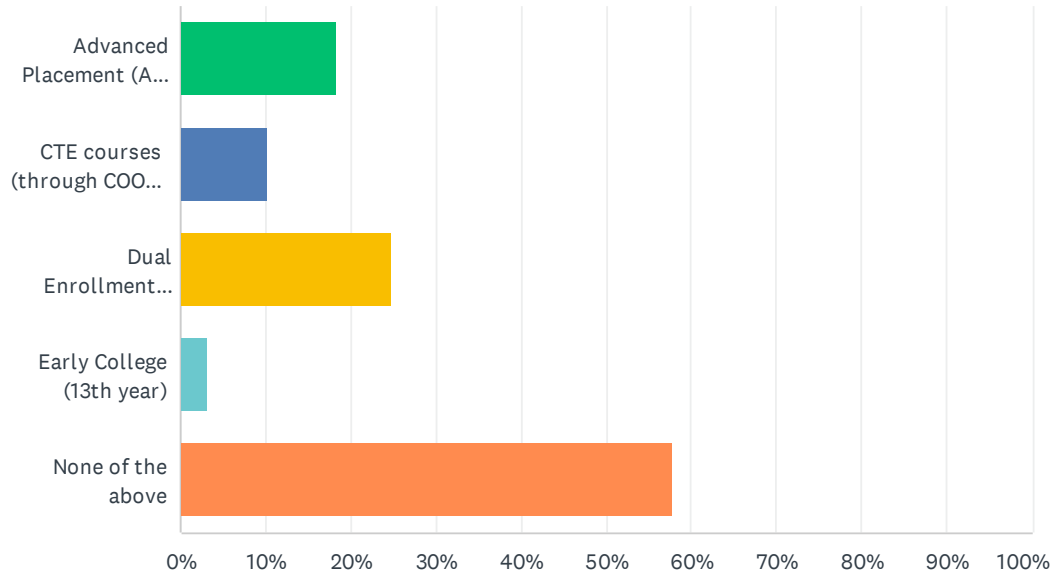
ANSWER CHOICES	RESPONSES	
Friend	22.91%	52
High School Counselor	14.54%	33
High School Teacher	8.37%	19
Parent/Family Member	21.59%	49
Spouse/Partner	8.37%	19
Location/Nearest College	35.24%	80
Affordable	33.04%	75
Employer	3.52%	8
Kirtland Employee/Kirtland Recruiter	2.64%	6
Kirtland Student	9.69%	22
Kirtland Website	7.49%	17
TV commercial	0.44%	1
Radio commercial	0.00%	0
Newspaper ad	0.00%	0
Brochure/Postcard	0.88%	2
Academic reputation	7.05%	16
Open admissions policy	3.52%	8
Appearance of grounds/facilities	3.96%	9
Availability of financial aid	14.98%	34
Availability of placement/career counseling	1.32%	3
Flexibility of scheduling	18.06%	41
Courses/Programs offered	36.56%	83
Ease of transferring credits to other school(s)	11.01%	25
Low tuition costs	21.59%	49
Relevance of courses/programs to job	11.89%	27
Athletics	0.88%	2
Technology	1.76%	4
Unemployment	0.44%	1
Michigan Works	1.32%	3
Military Friendly College/Veteran Benefits	0.44%	1
College Night	1.32%	3
Social Media (Facebook/Instagram/Twitter/Snapchat/etc.)	1.76%	4
Streaming Services (Spotify, Pandora, Apple Music, SoundCloud and YouTube Music)	0.00%	0

Fall 2021 Student Survey

Dual Enrollment or Early College (High School)	9.69%	22
Other, please specify	11.01%	25
Total Respondents: 227		

Q2 Which of the following did you take advantage of while still in high school?

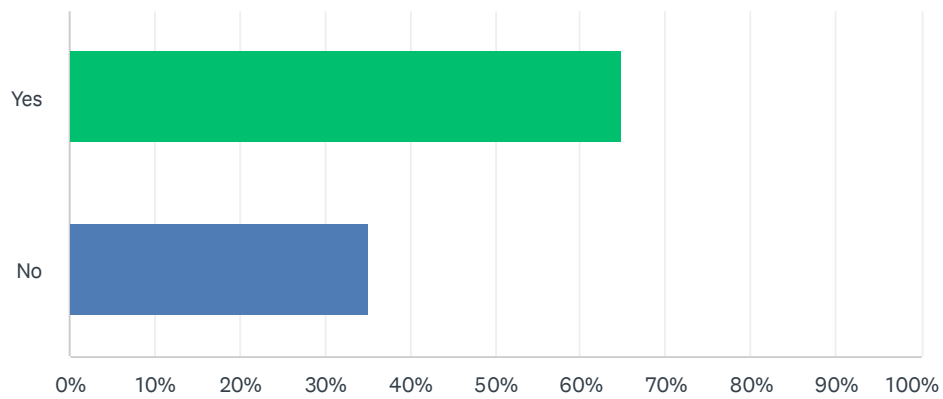
Answered: 223 Skipped: 4



ANSWER CHOICES	RESPONSES	
Advanced Placement (AP) classes	18.39%	41
CTE courses (through COOR ISD or a College)	10.31%	23
Dual Enrollment classes	24.66%	55
Early College (13th year)	3.14%	7
None of the above	57.85%	129
Total Respondents: 223		

Q3 Was Kirtland Community College your first choice to attend?

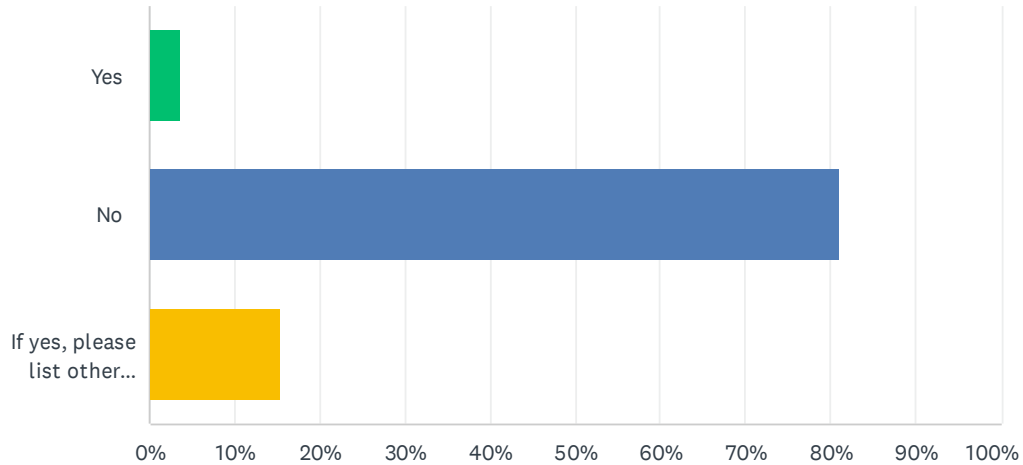
Answered: 227 Skipped: 0



ANSWER CHOICES	RESPONSES	
Yes	64.76%	147
No	35.24%	80
TOTAL		227

Q4 When you applied for admission to Kirtland, did you apply at any other schools?

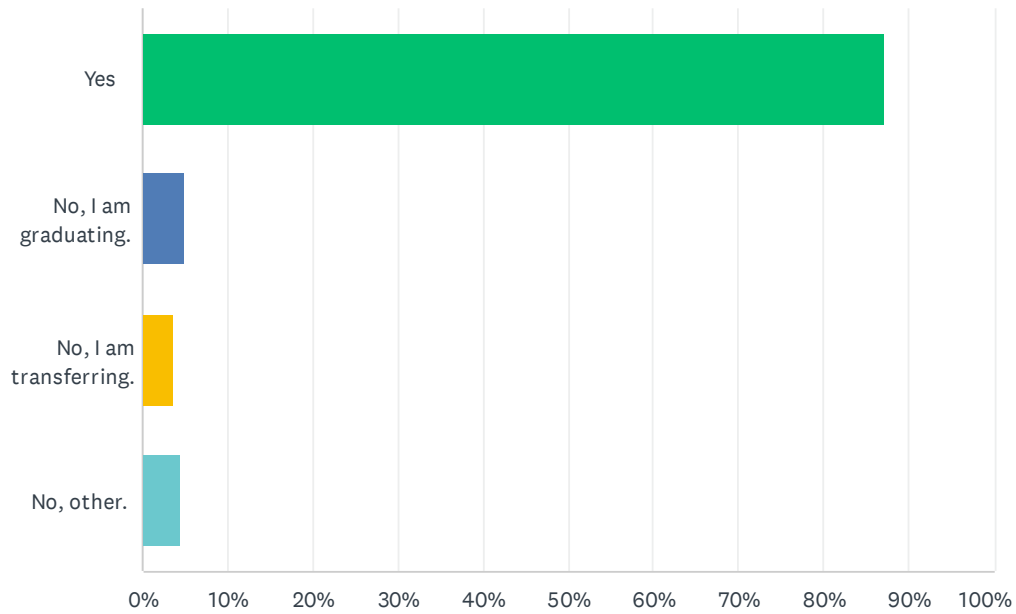
Answered: 227 Skipped: 0



ANSWER CHOICES	RESPONSES	
Yes	3.52%	8
No	81.06%	184
If yes, please list other schools.	15.42%	35
TOTAL		227

Q5 Do you plan to enroll at Kirtland for classes next semester?

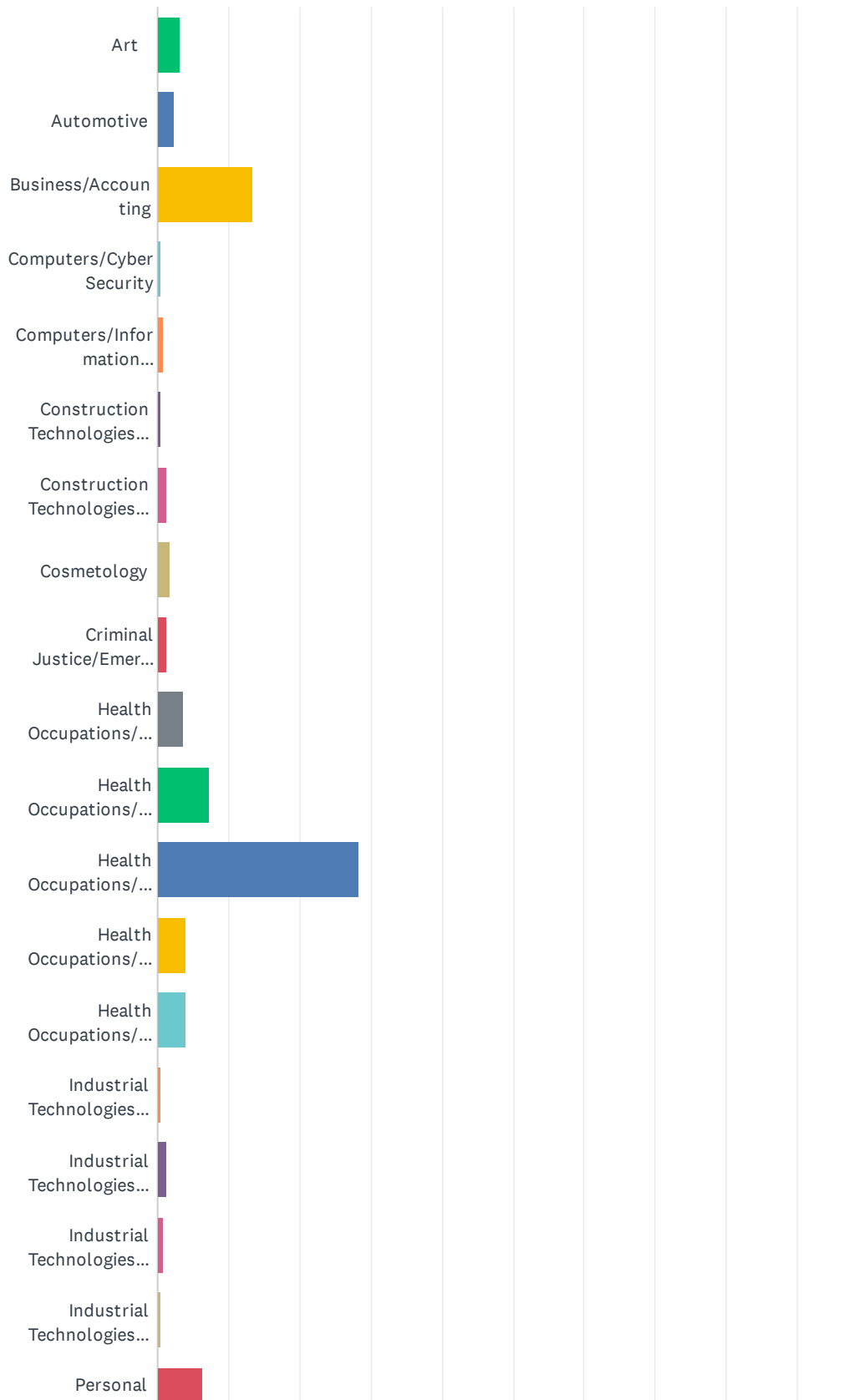
Answered: 225 Skipped: 2



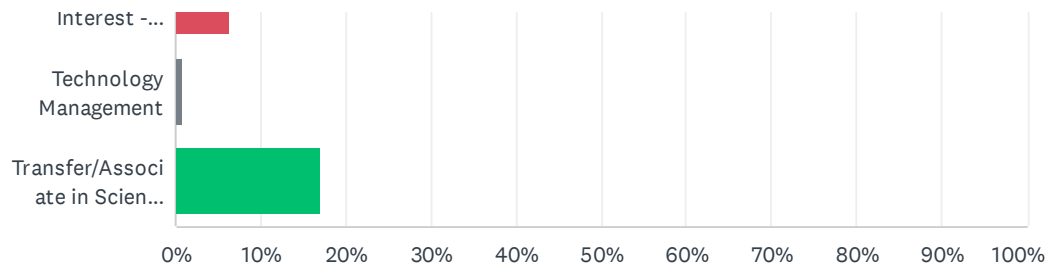
ANSWER CHOICES	RESPONSES	
Yes	87.11%	196
No, I am graduating.	4.89%	11
No, I am transferring.	3.56%	8
No, other.	4.44%	10
TOTAL		225

Q6 What program area are you currently enrolled in?

Answered: 222 Skipped: 5



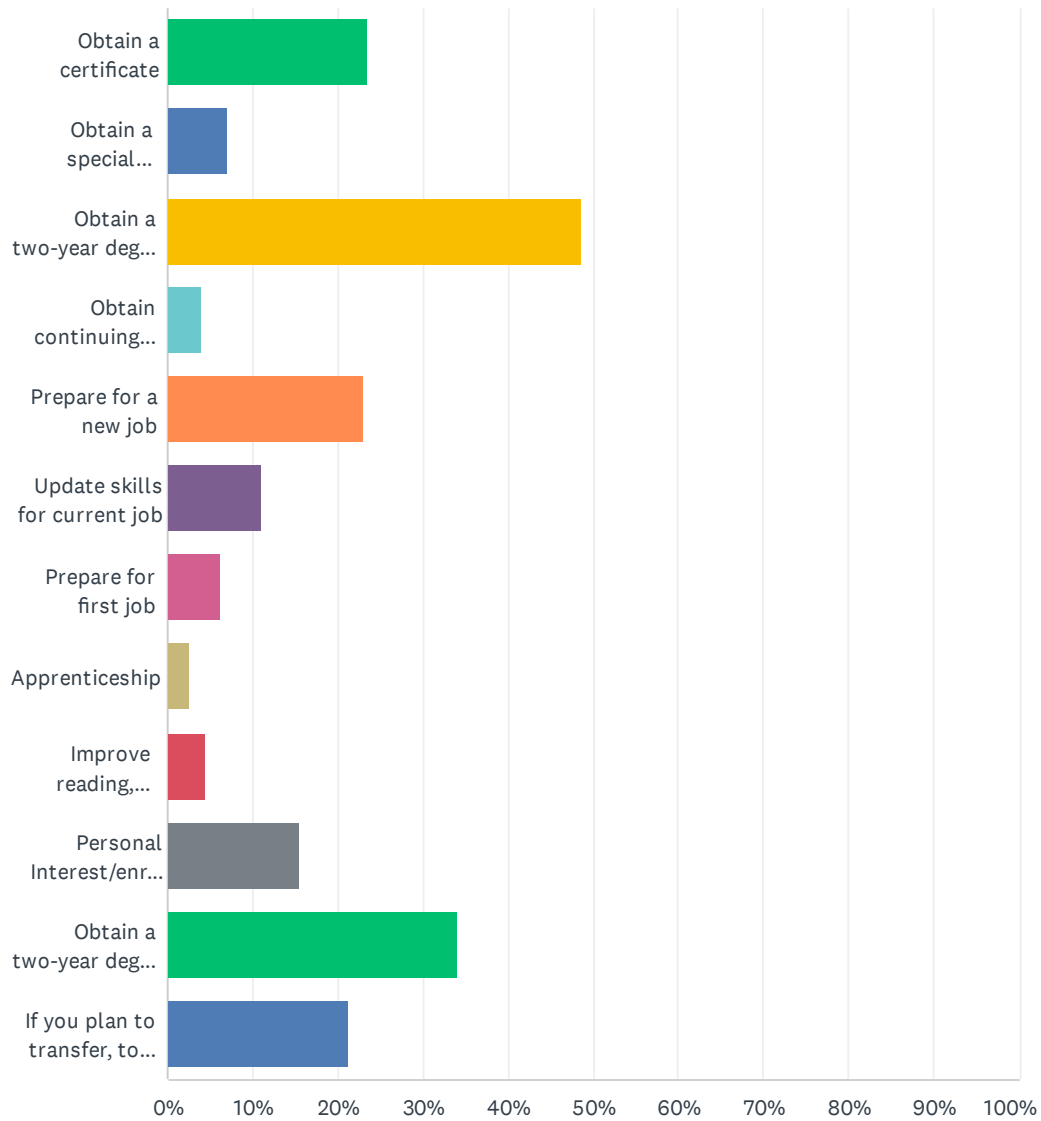
Fall 2021 Student Survey



ANSWER CHOICES	RESPONSES	
Art	3.15%	7
Automotive	2.25%	5
Business/Accounting	13.51%	30
Computers/Cyber Security	0.45%	1
Computers/Information Technology	0.90%	2
Construction Technologies/HVAC	0.45%	1
Construction Technologies/Electrical	1.35%	3
Cosmetology	1.80%	4
Criminal Justice/Emergency Services/Police Academy	1.35%	3
Health Occupations/Medical Assistant	3.60%	8
Health Occupations/Medical Billing & Coding	7.21%	16
Health Occupations/Nursing	28.38%	63
Health Occupations/Sonography	4.05%	9
Health Occupations/Surgical Technology	4.05%	9
Industrial Technologies/CNC Machinist	0.45%	1
Industrial Technologies/Mechatronics/Automation & Controls/Facility & Energy	1.35%	3
Industrial Technologies/Welding & Fabricating	0.90%	2
Industrial Technologies/Wood Science	0.45%	1
Personal Interest - Nondegree Seeking	6.31%	14
Technology Management	0.90%	2
Transfer/Associate in Science and Arts	17.12%	38
TOTAL		222

Q7 What is your goal in attending Kirtland? Mark all that apply.

Answered: 226 Skipped: 1

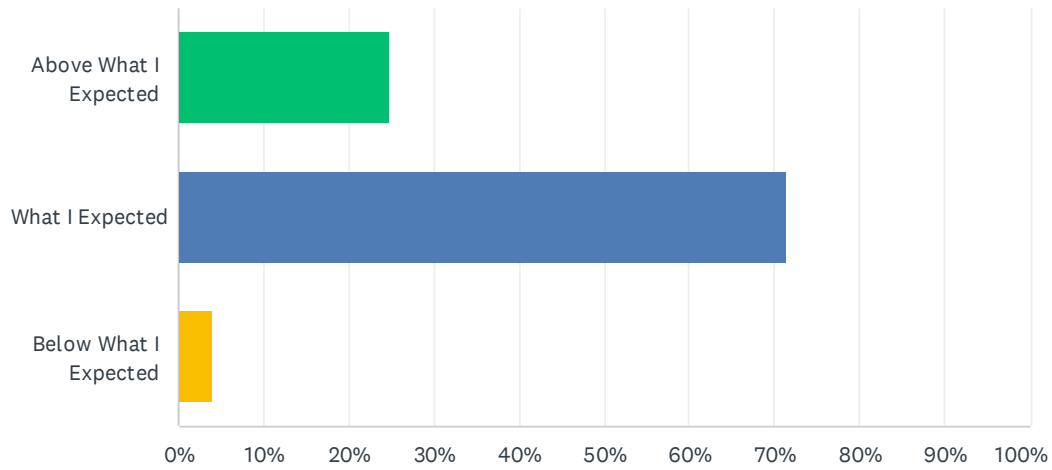


Fall 2021 Student Survey

ANSWER CHOICES	RESPONSES	
Obtain a certificate	23.45%	53
Obtain a special certificate	7.08%	16
Obtain a two-year degree and enter the workforce	48.67%	110
Obtain continuing education credit (CEU)	3.98%	9
Prepare for a new job	23.01%	52
Update skills for current job	11.06%	25
Prepare for first job	6.19%	14
Apprenticeship	2.65%	6
Improve reading, writing and/or math skills	4.42%	10
Personal Interest/enrichment	15.49%	35
Obtain a two-year degree and transfer to a 4-year college	34.07%	77
If you plan to transfer, to which college?	21.24%	48
Total Respondents: 226		

Q8 Is the level of academic challenge at Kirtland what you expected?

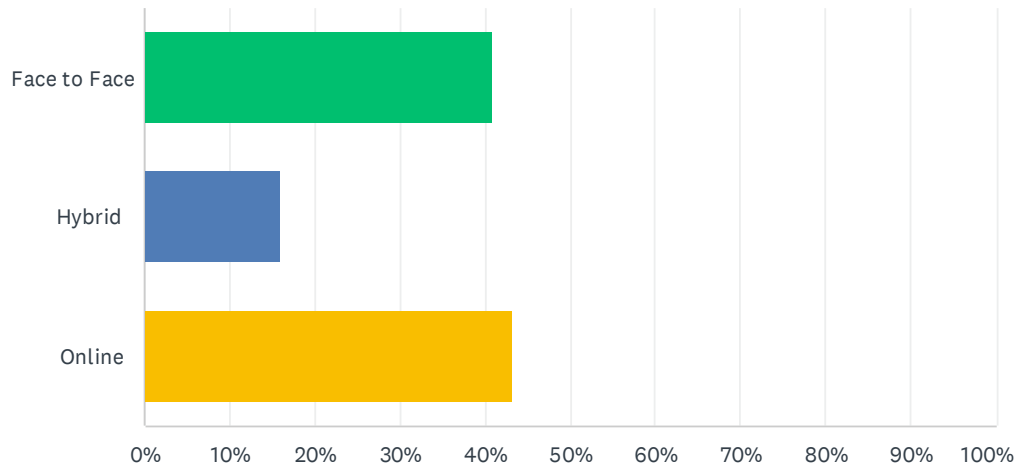
Answered: 227 Skipped: 0



ANSWER CHOICES	RESPONSES	
Above What I Expected	24.67%	56
What I Expected	71.37%	162
Below What I Expected	3.96%	9
TOTAL		227

Q9 Reflecting on your Kirtland experience, which course delivery method do you prefer?

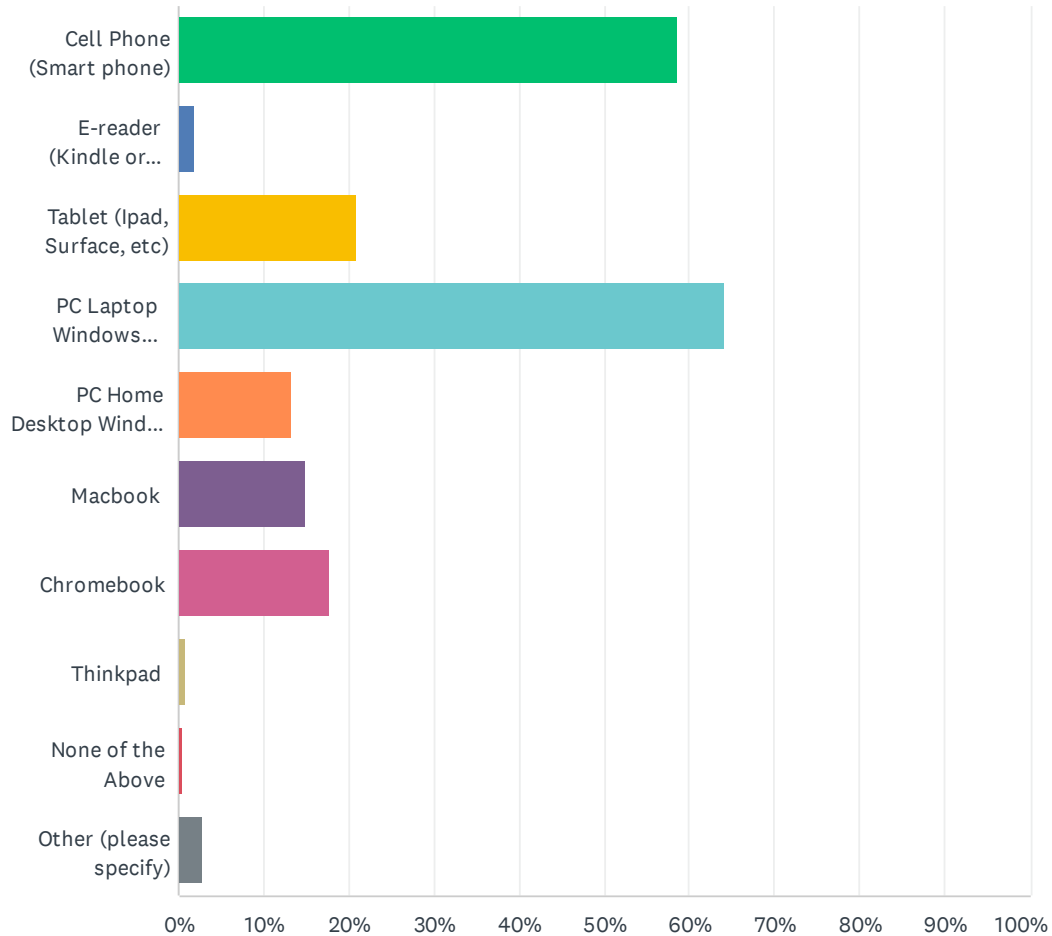
Answered: 220 Skipped: 7



ANSWER CHOICES		RESPONSES	
Face to Face		40.91%	90
Hybrid		15.91%	35
Online		43.18%	95
TOTAL			220

Q10 Which type of device(s), if any, do you primarily use for classwork, research/reading, and communication?

Answered: 220 Skipped: 7

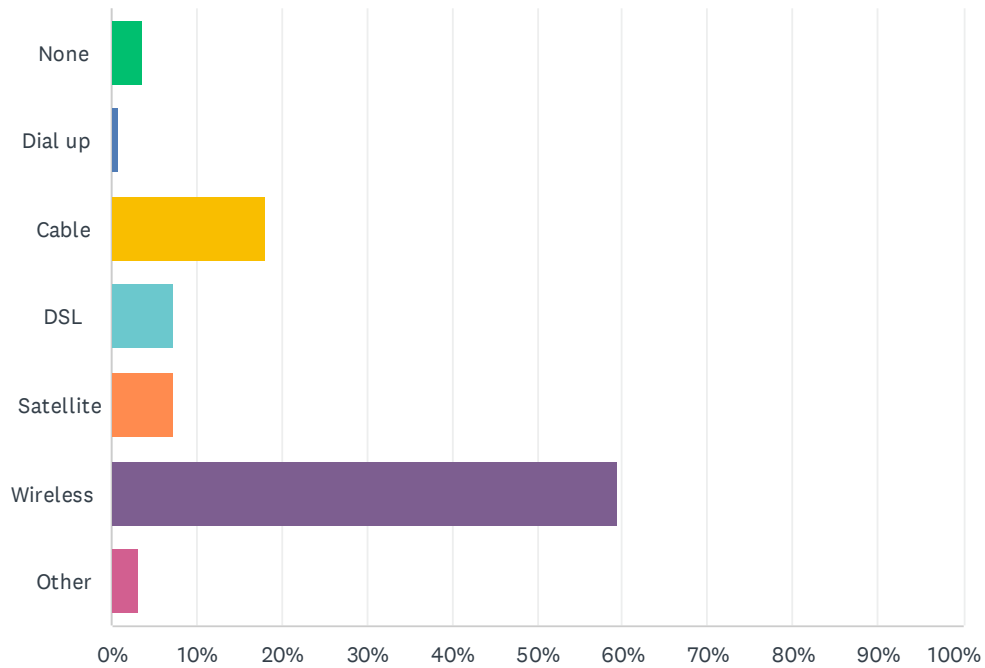


Fall 2021 Student Survey

ANSWER CHOICES	RESPONSES	
Cell Phone (Smart phone)	58.64%	129
E-reader (Kindle or Nook)	1.82%	4
Tablet (Ipad, Surface, etc)	20.91%	46
PC Laptop Windows Computer	64.09%	141
PC Home Desktop Windows Computer	13.18%	29
Macbook	15.00%	33
Chromebook	17.73%	39
Thinkpad	0.91%	2
None of the Above	0.45%	1
Other (please specify)	2.73%	6
Total Respondents: 220		

Q11 Please select the type of internet access you have at home?

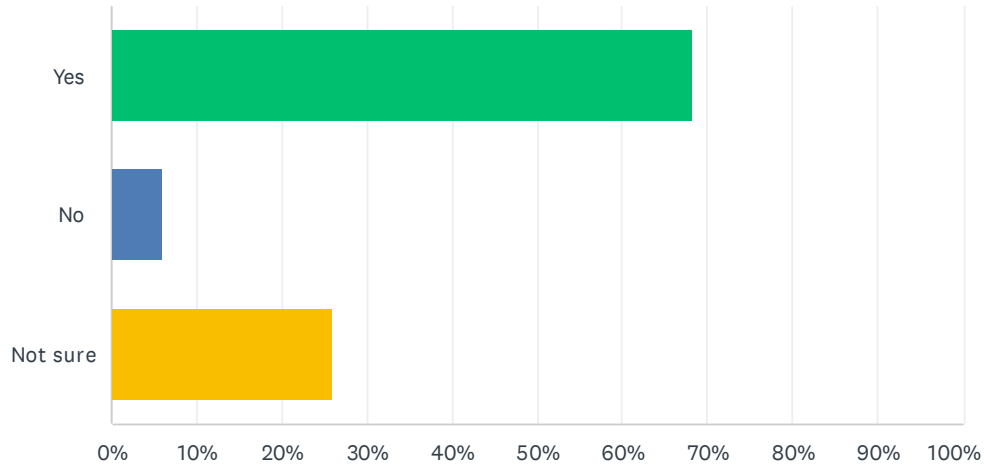
Answered: 220 Skipped: 7



ANSWER CHOICES	RESPONSES	
None	3.64%	8
Dial up	0.91%	2
Cable	18.18%	40
DSL	7.27%	16
Satellite	7.27%	16
Wireless	59.55%	131
Other	3.18%	7
TOTAL		220

Q12 Do you, as a Kirtland student, feel there are pathways that are readily accessible and available to you for expressing complaints?

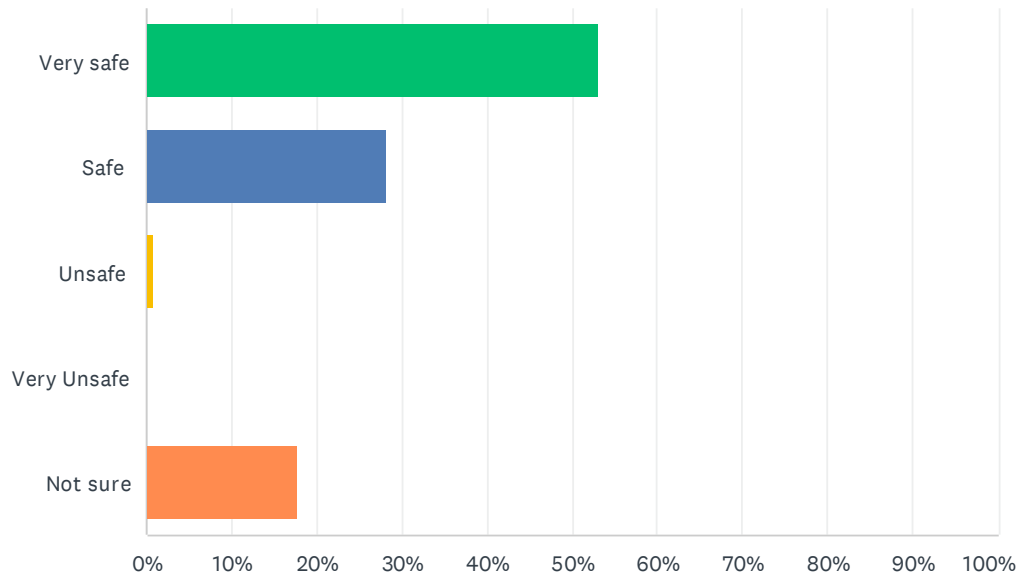
Answered: 220 Skipped: 7



ANSWER CHOICES	RESPONSES	
Yes	68.18%	150
No	5.91%	13
Not sure	25.91%	57
TOTAL		220

Q13 How safe do you, as a Kirtland student, feel while on campus?

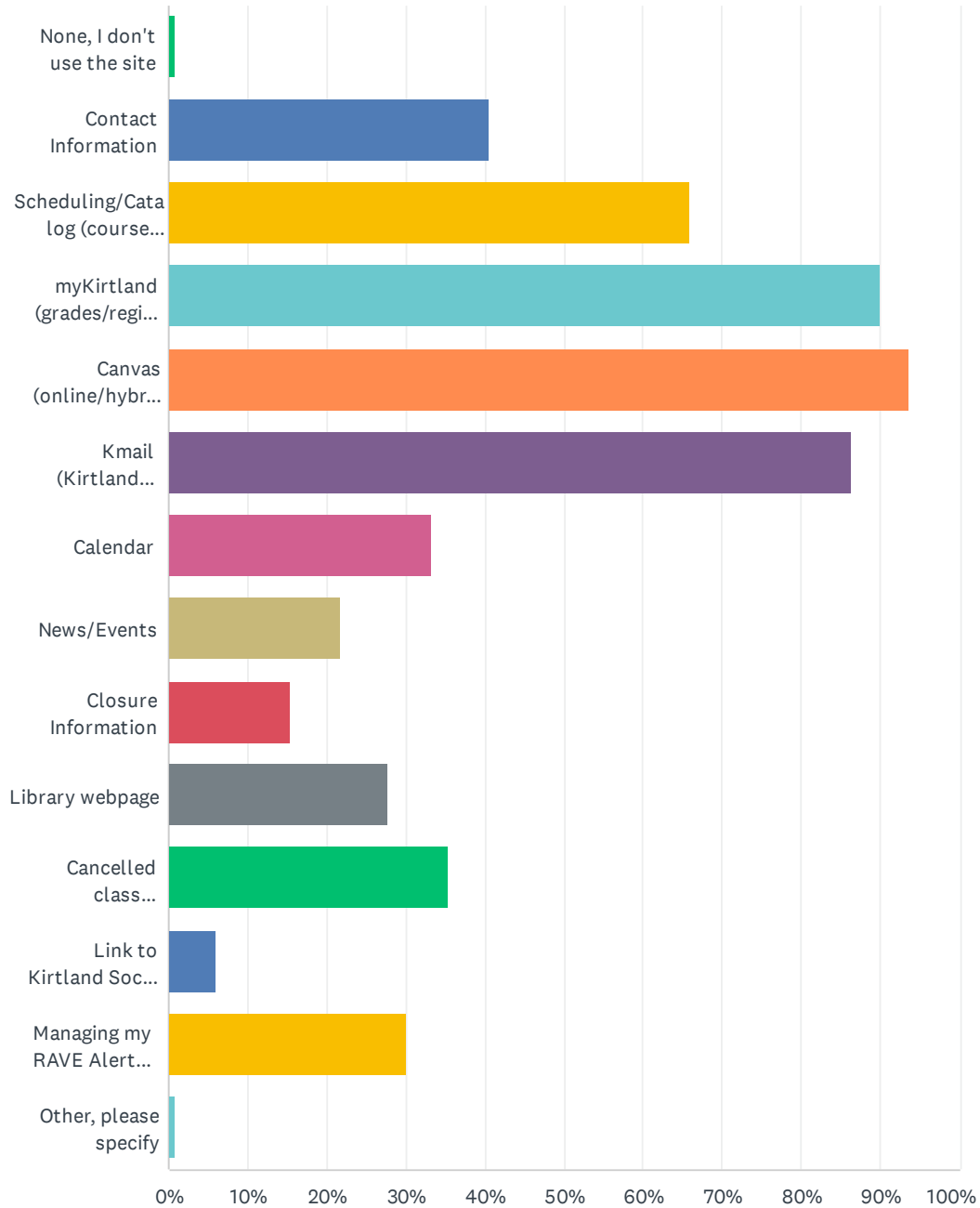
Answered: 220 Skipped: 7



ANSWER CHOICES	RESPONSES	
Very safe	53.18%	117
Safe	28.18%	62
Unsafe	0.91%	2
Very Unsafe	0.00%	0
Not sure	17.73%	39
TOTAL		220

Q14 Which services do you use the Kirtland website for? Mark all that apply.

Answered: 220 Skipped: 7

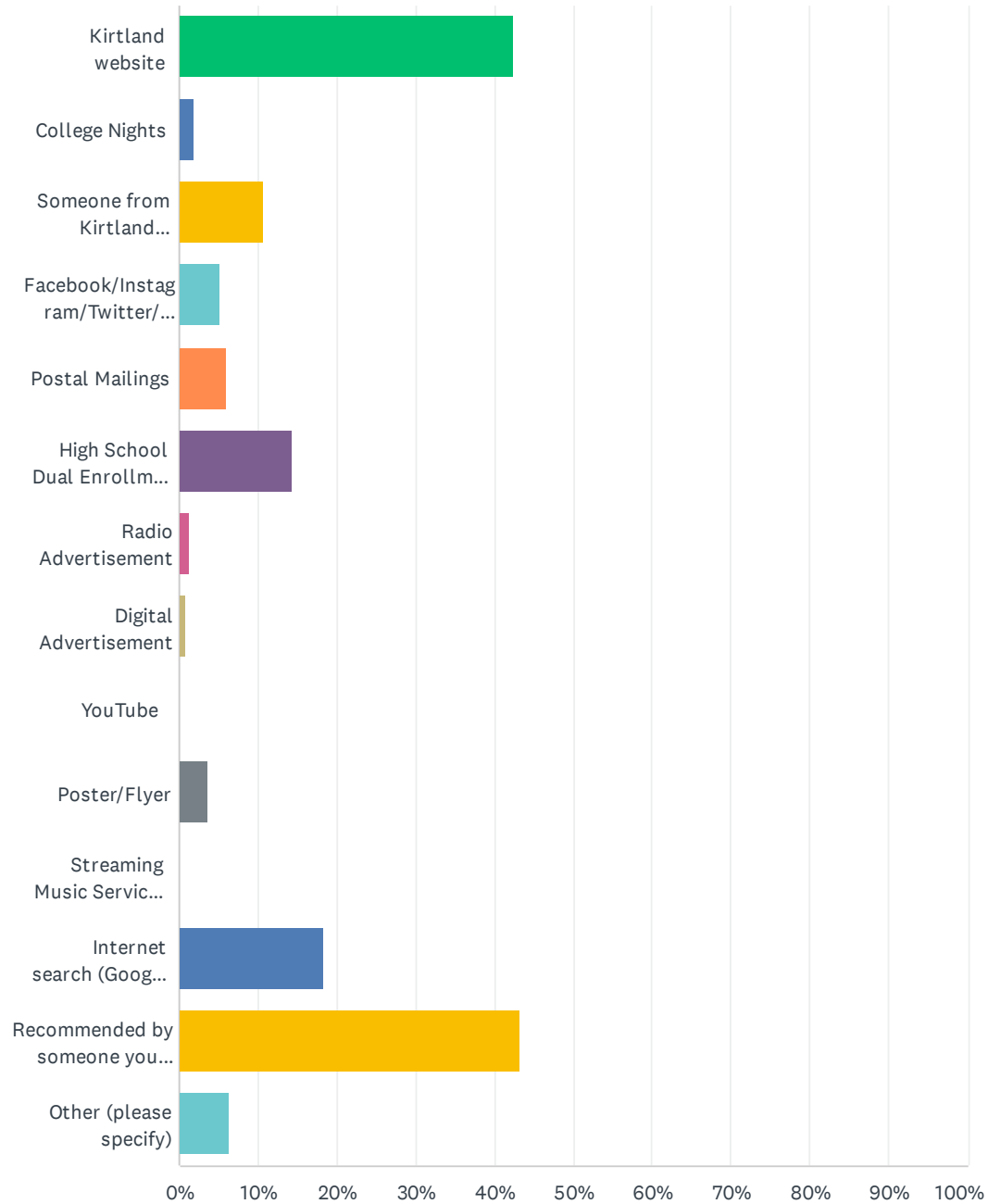


Fall 2021 Student Survey

ANSWER CHOICES	RESPONSES	
None, I don't use the site	0.91%	2
Contact Information	40.45%	89
Scheduling/Catalog (course information)	65.91%	145
myKirtland (grades/registration)	90.00%	198
Canvas (online/hybrid course delivery)	93.64%	206
Kmail (Kirtland Google email)	86.36%	190
Calendar	33.18%	73
News/Events	21.82%	48
Closure Information	15.45%	34
Library webpage	27.73%	61
Cancelled class information in myKirtland or Canvas	35.45%	78
Link to Kirtland Social Networking pages	5.91%	13
Managing my RAVE Alert account & information	30.00%	66
Other, please specify	0.91%	2
Total Respondents: 220		

Q15 From what marketing tool did you first learn about Kirtland? Mark all that apply.

Answered: 217 Skipped: 10

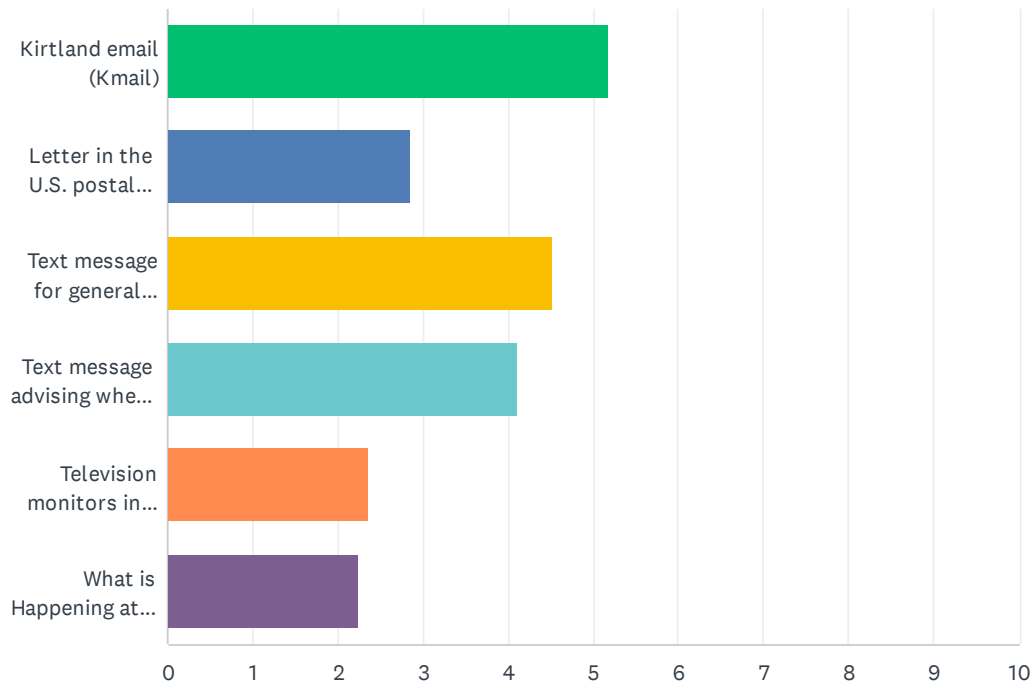


Fall 2021 Student Survey

ANSWER CHOICES	RESPONSES	
Kirtland website	42.40%	92
College Nights	1.84%	4
Someone from Kirtland visited my high school	10.60%	23
Facebook/Instagram/Twitter/Snapchat or other Social Media	5.07%	11
Postal Mailings	5.99%	13
High School Dual Enrollment or Early Middle College	14.29%	31
Radio Advertisement	1.38%	3
Digital Advertisement	0.92%	2
YouTube	0.00%	0
Poster/Flyer	3.69%	8
Streaming Music Services (Spotify, Pandora, Apple Music, SoundCloud, YouTube Music, etc.)	0.00%	0
Internet search (Google, Firefox, Safari, etc.)	18.43%	40
Recommended by someone you know/Word of mouth (high school teacher/counselor, employer, family, friends, etc.)	43.32%	94
Other (please specify)	6.45%	14
Total Respondents: 217		

Q16 Rank the following choices for receiving messages from Kirtland (college-related communication not including RAVE security alerts). 1 = most preferred, 6 = least preferred

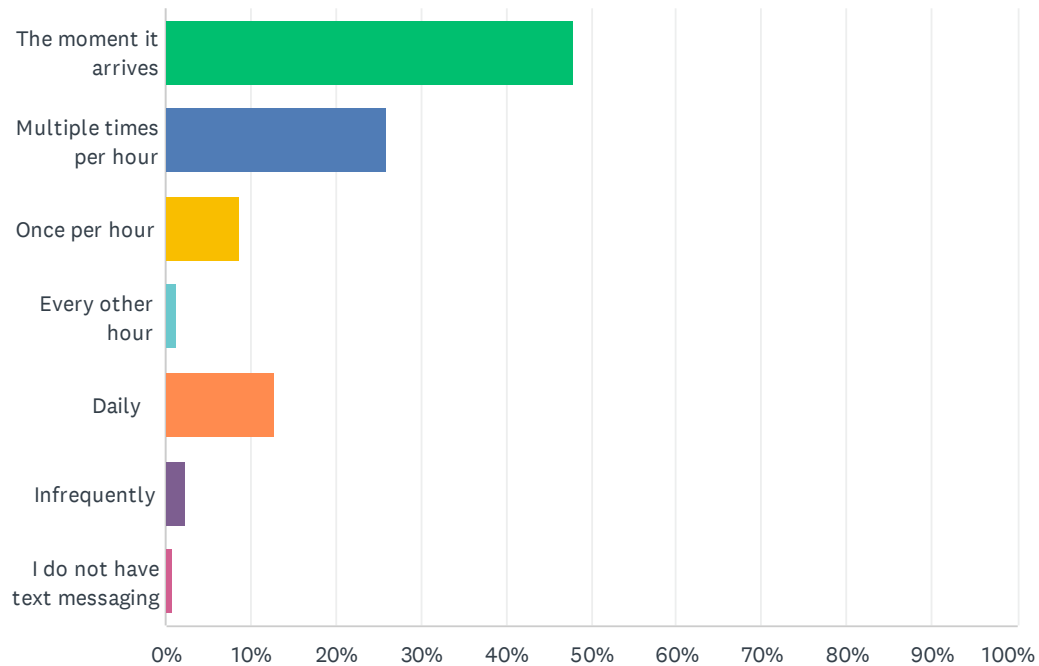
Answered: 220 Skipped: 7



	1	2	3	4	5	6	TOTAL	SCORE
Kirtland email (Kmail)	57.79% 115	19.60% 39	14.57% 29	3.52% 7	0.50% 1	4.02% 8	199	5.19
Letter in the U.S. postal mail	4.50% 9	14.00% 28	11.00% 22	30.00% 60	13.50% 27	27.00% 54	200	2.85
Text message for general information and reminders	22.68% 44	35.05% 68	24.74% 48	9.79% 19	4.64% 9	3.09% 6	194	4.52
Text message advising when to check Kmail for communications and information from Kirtland	16.83% 35	21.63% 45	30.77% 64	20.67% 43	6.25% 13	3.85% 8	208	4.11
Television monitors in Kirtland buildings	3.98% 8	3.48% 7	7.46% 15	15.42% 31	49.25% 99	20.40% 41	201	2.36
What is Happening at Kirtland "bathroom wall" flyers	3.37% 7	5.77% 12	10.58% 22	15.87% 33	20.67% 43	43.75% 91	208	2.24

Q17 How frequently do you check your text messages?

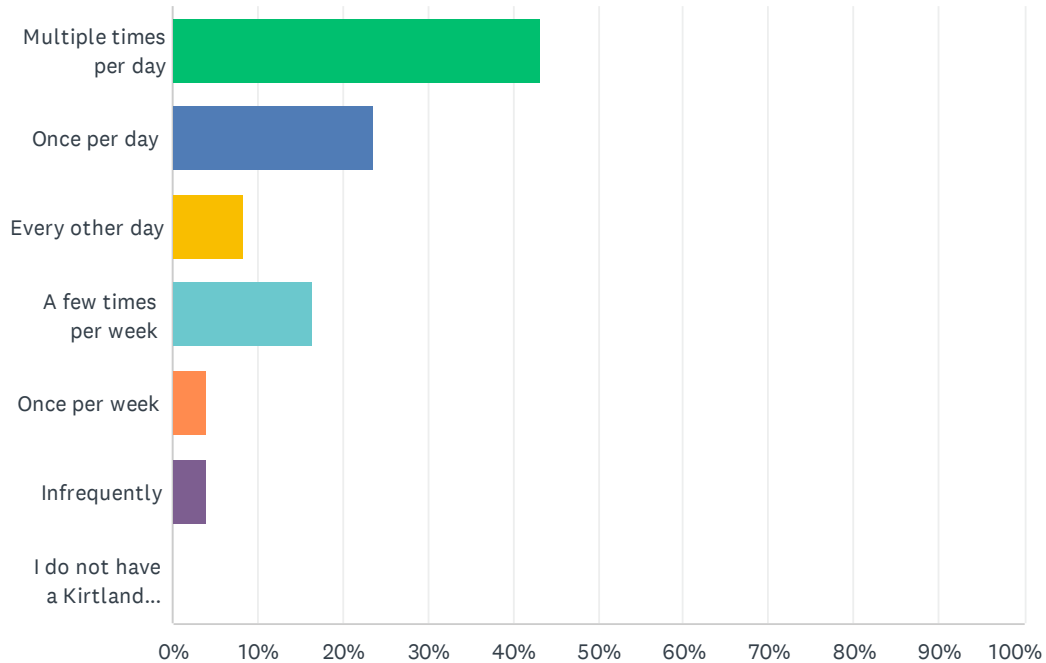
Answered: 219 Skipped: 8



ANSWER CHOICES	RESPONSES	
The moment it arrives	47.95%	105
Multiple times per hour	26.03%	57
Once per hour	8.68%	19
Every other hour	1.37%	3
Daily	12.79%	28
Infrequently	2.28%	5
I do not have text messaging	0.91%	2
TOTAL		219

Q18 How frequently do you check your Kirtland email (*****@kirtland.edu)?

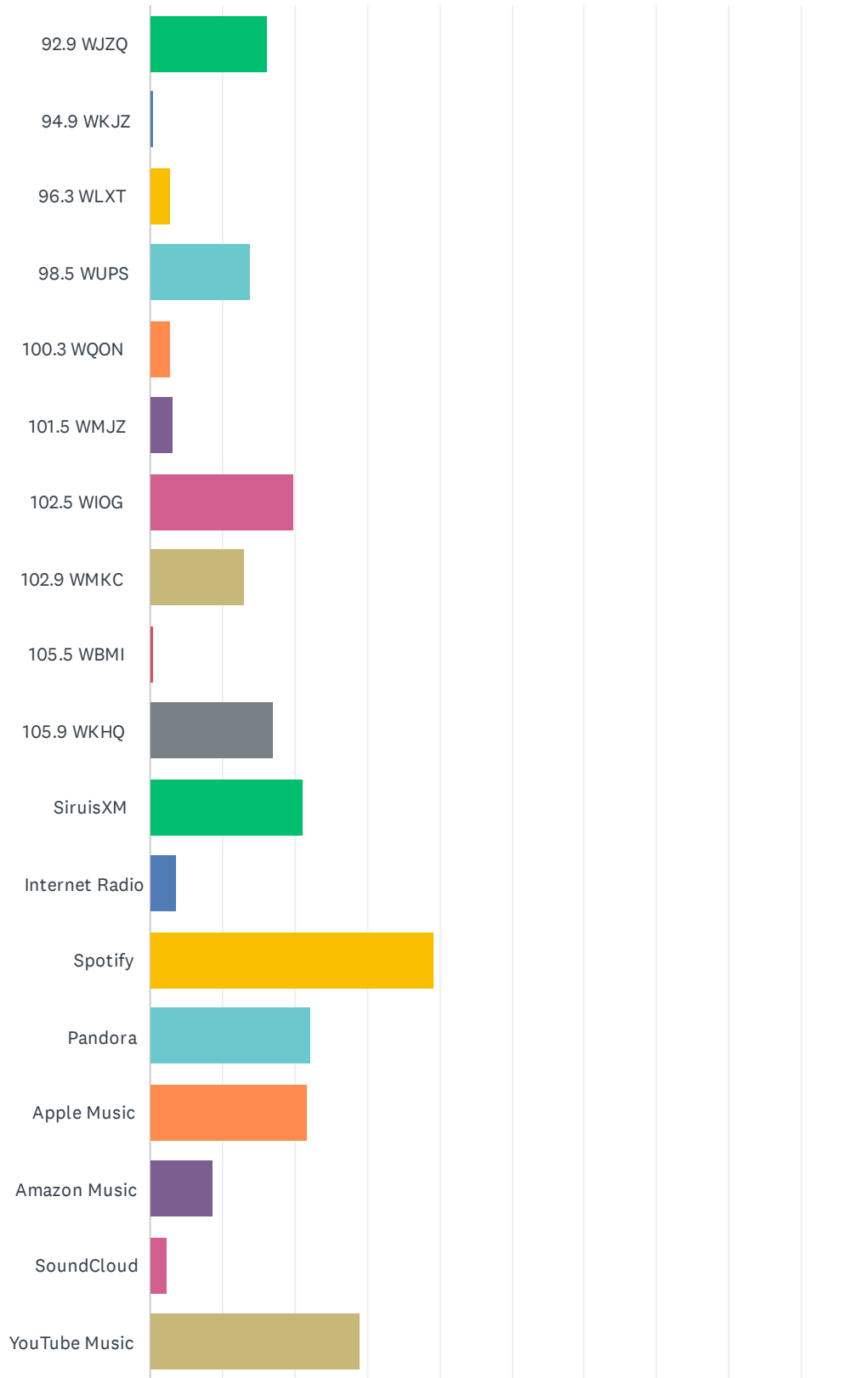
Answered: 219 Skipped: 8



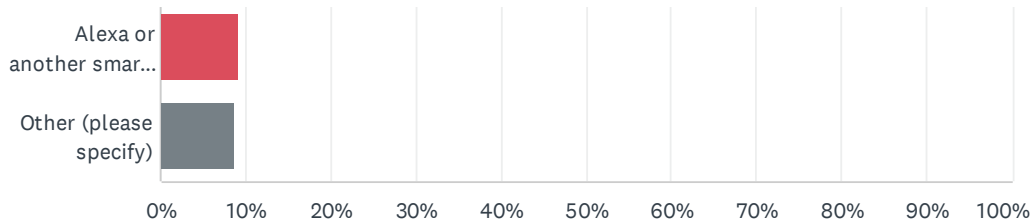
ANSWER CHOICES	RESPONSES	
Multiple times per day	43.38%	95
Once per day	23.74%	52
Every other day	8.22%	18
A few times per week	16.44%	36
Once per week	4.11%	9
Infrequently	4.11%	9
I do not have a Kirtland email	0.00%	0
TOTAL		219

Q19 What radio stations or music streaming services do you regularly listen to? Mark all that apply.

Answered: 217 Skipped: 10



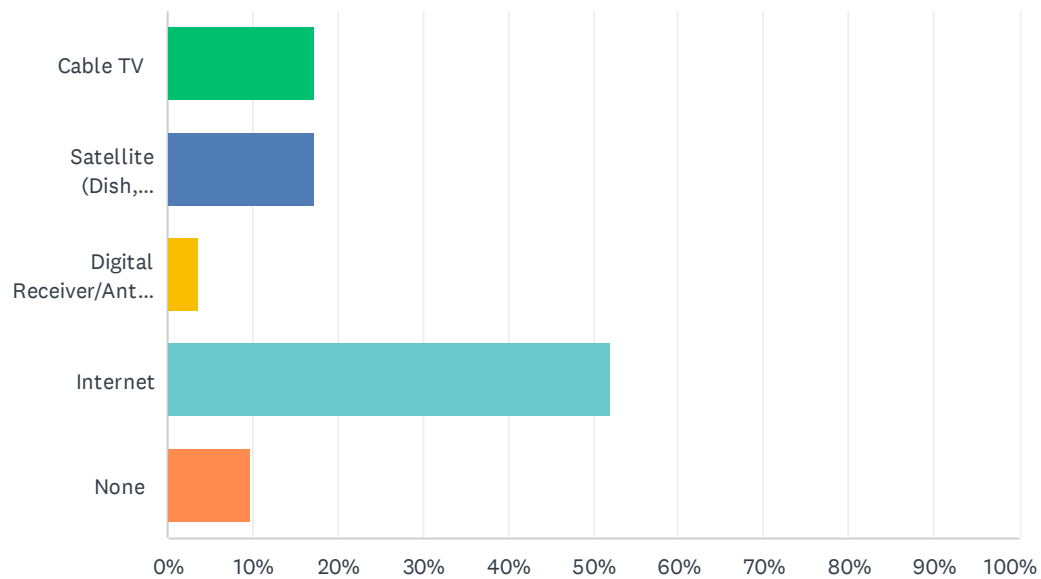
Fall 2021 Student Survey



ANSWER CHOICES	RESPONSES	
92.9 WJZQ	16.13%	35
94.9 WKJZ	0.46%	1
96.3 WLXT	2.76%	6
98.5 WUPS	13.82%	30
100.3 WQON	2.76%	6
101.5 WMJZ	3.23%	7
102.5 WIOG	19.82%	43
102.9 WMKC	12.90%	28
105.5 WBMI	0.46%	1
105.9 WKHQ	17.05%	37
SiriusXM	21.20%	46
Internet Radio	3.69%	8
Spotify	39.17%	85
Pandora	22.12%	48
Apple Music	21.66%	47
Amazon Music	8.76%	19
SoundCloud	2.30%	5
YouTube Music	29.03%	63
Alexa or another smart speaker	9.22%	20
Other (please specify)	8.76%	19
Total Respondents: 217		

Q20 How do you get television access?

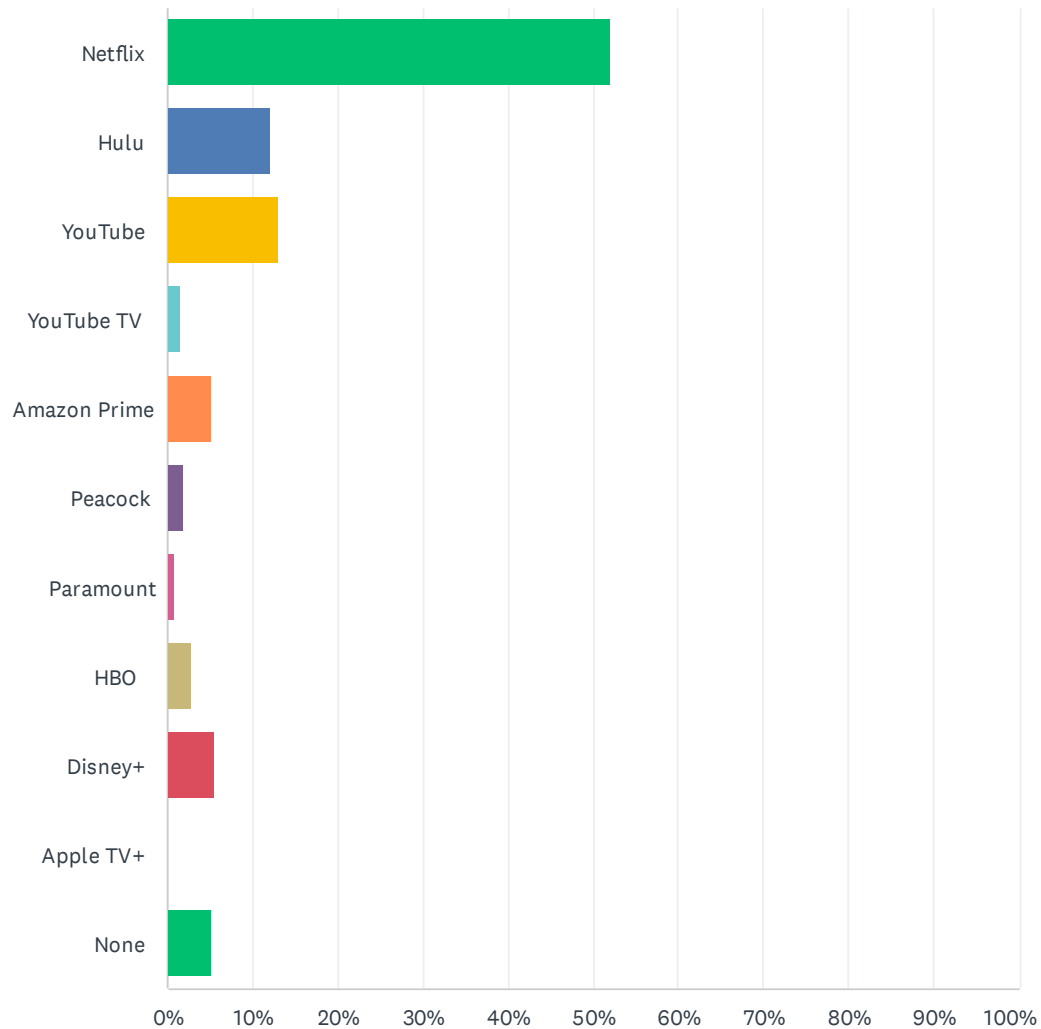
Answered: 215 Skipped: 12



ANSWER CHOICES	RESPONSES	
Cable TV	17.21%	37
Satellite (Dish, DirectTV, etc)	17.21%	37
Digital Receiver/Antenna	3.72%	8
Internet	52.09%	112
None	9.77%	21
TOTAL		215

Q21 What streaming services do you watch?

Answered: 215 Skipped: 12

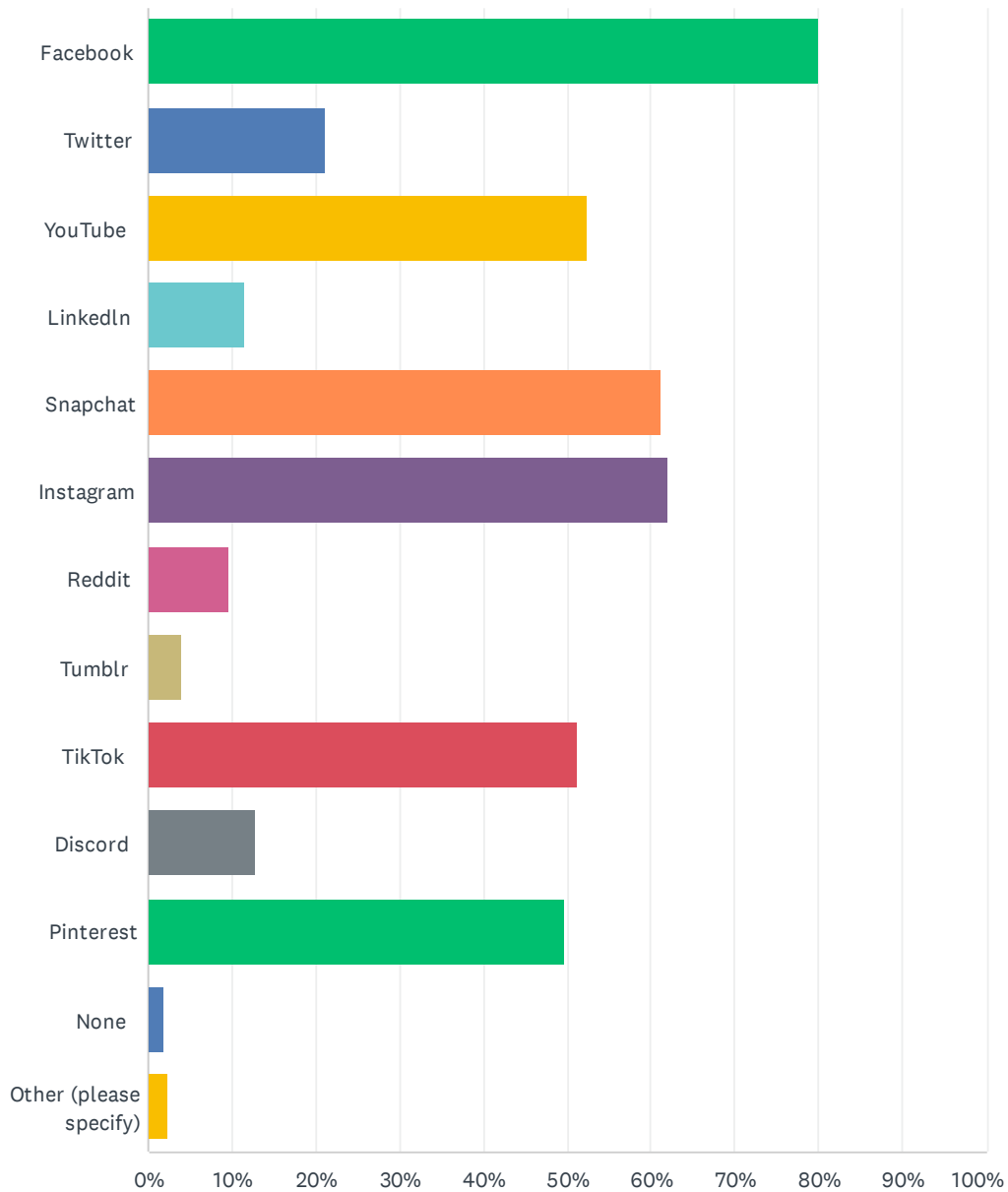


Fall 2021 Student Survey

ANSWER CHOICES	RESPONSES	
Netflix	52.09%	112
Hulu	12.09%	26
YouTube	13.02%	28
YouTube TV	1.40%	3
Amazon Prime	5.12%	11
Peacock	1.86%	4
Paramount	0.93%	2
HBO	2.79%	6
Disney+	5.58%	12
Apple TV+	0.00%	0
None	5.12%	11
TOTAL		215

Q22 What social networks do you belong to and use? Mark all that apply.

Answered: 219 Skipped: 8

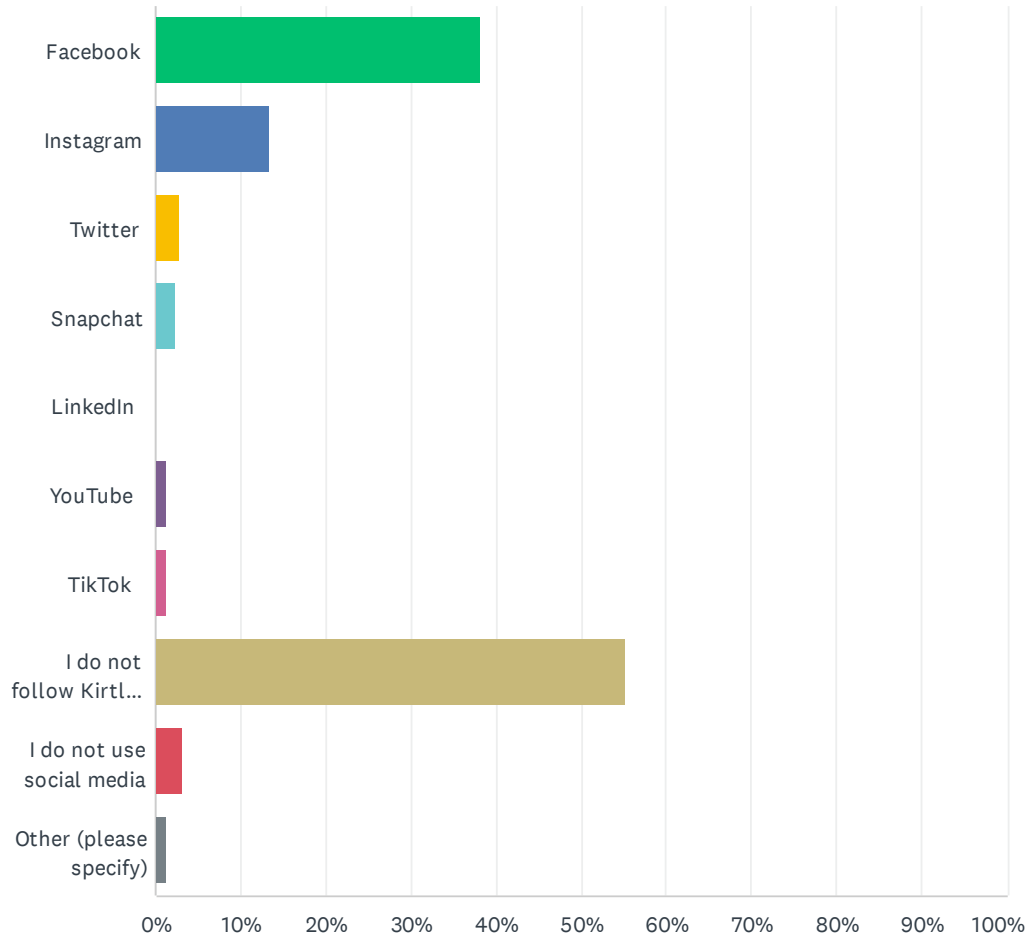


Fall 2021 Student Survey

ANSWER CHOICES	RESPONSES	
Facebook	79.91%	175
Twitter	21.00%	46
YouTube	52.51%	115
LinkedIn	11.42%	25
Snapchat	61.19%	134
Instagram	62.10%	136
Reddit	9.59%	21
Tumblr	4.11%	9
TikTok	51.14%	112
Discord	12.79%	28
Pinterest	49.77%	109
None	1.83%	4
Other (please specify)	2.28%	5
Total Respondents: 219		

Q23 On which social media platforms do you follow Kirtland? Mark all that apply.

Answered: 217 Skipped: 10

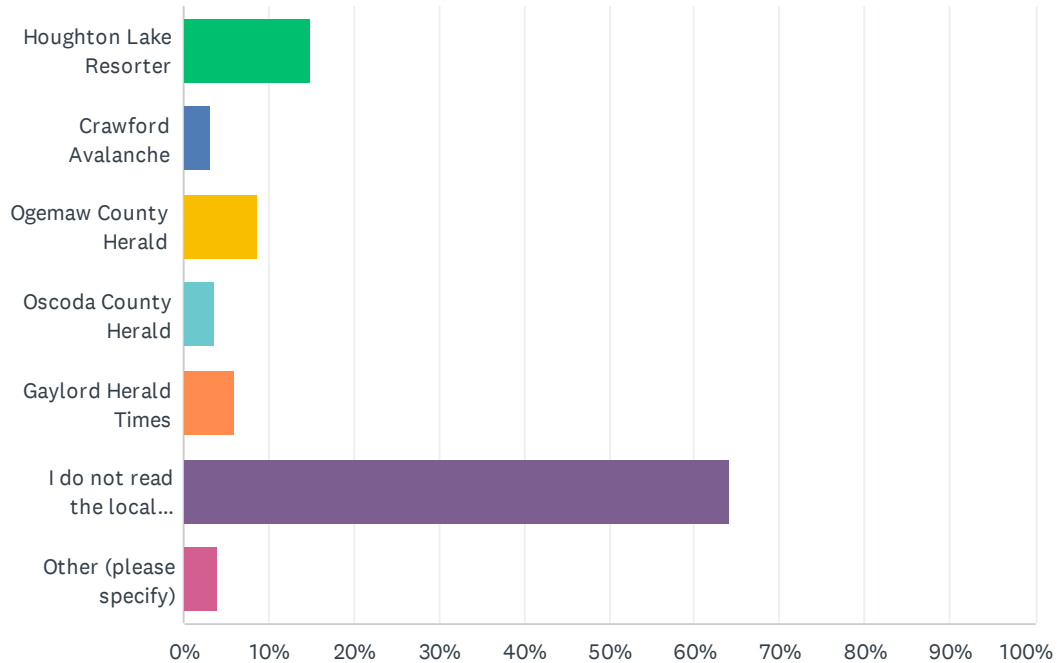


Fall 2021 Student Survey

ANSWER CHOICES	RESPONSES	
Facebook	38.25%	83
Instagram	13.36%	29
Twitter	2.76%	6
Snapchat	2.30%	5
LinkedIn	0.00%	0
YouTube	1.38%	3
TikTok	1.38%	3
I do not follow Kirtland on social media	55.30%	120
I do not use social media	3.23%	7
Other (please specify)	1.38%	3
Total Respondents: 217		

Q24 Do you read any of the following local newspapers? Mark all that apply.

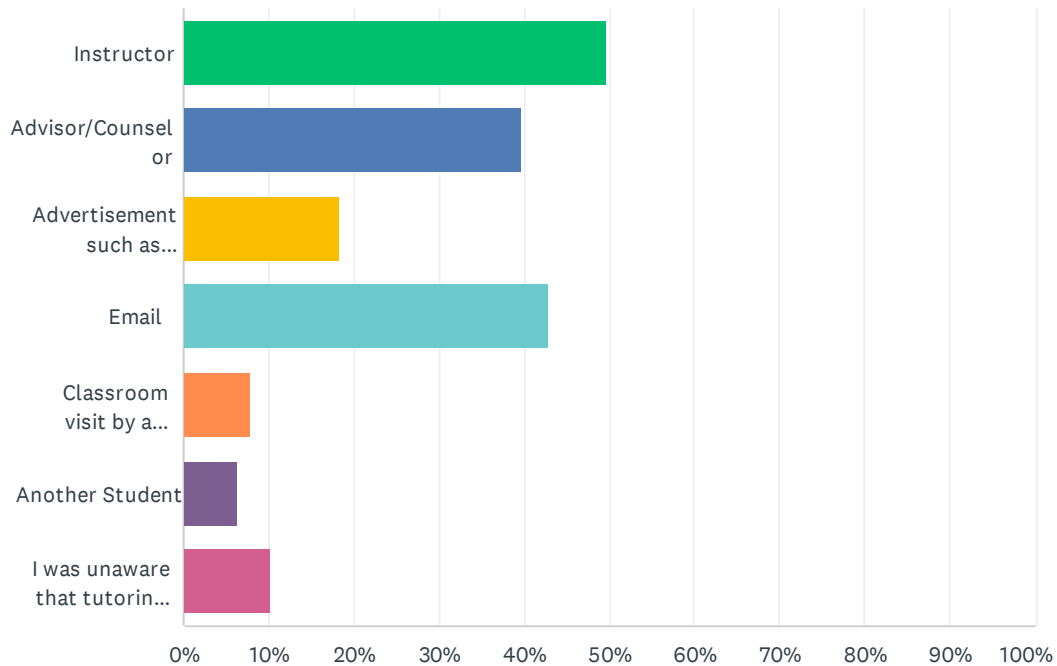
Answered: 220 Skipped: 7



ANSWER CHOICES	RESPONSES	
Houghton Lake Resorter	15.00%	33
Crawford Avalanche	3.18%	7
Ogemaw County Herald	8.64%	19
Oscoda County Herald	3.64%	8
Gaylord Herald Times	5.91%	13
I do not read the local newspapers	64.09%	141
Other (please specify)	4.09%	9
Total Respondents: 220		

Q25 How did you learn about tutoring? Mark all that apply.

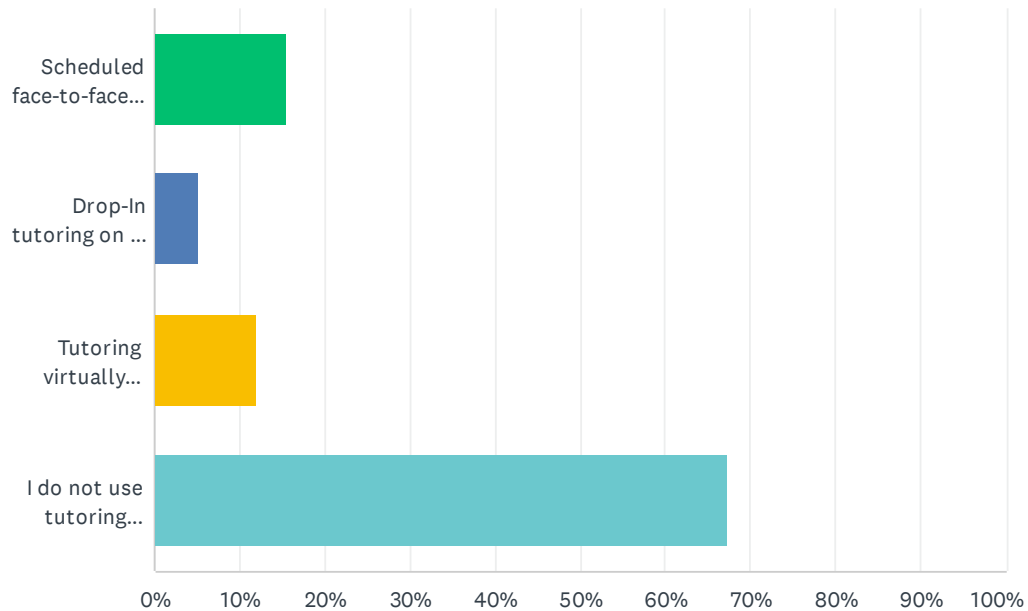
Answered: 217 Skipped: 10



ANSWER CHOICES	RESPONSES	
Instructor	49.77%	108
Advisor/Counselor	39.63%	86
Advertisement such as Bathroom Wall, Monitor, or Social Media	18.43%	40
Email	42.86%	93
Classroom visit by a staff member of the Tutoring Department	7.83%	17
Another Student	6.45%	14
I was unaware that tutoring is available	10.14%	22
Total Respondents: 217		

Q26 Which type of tutoring do you prefer?

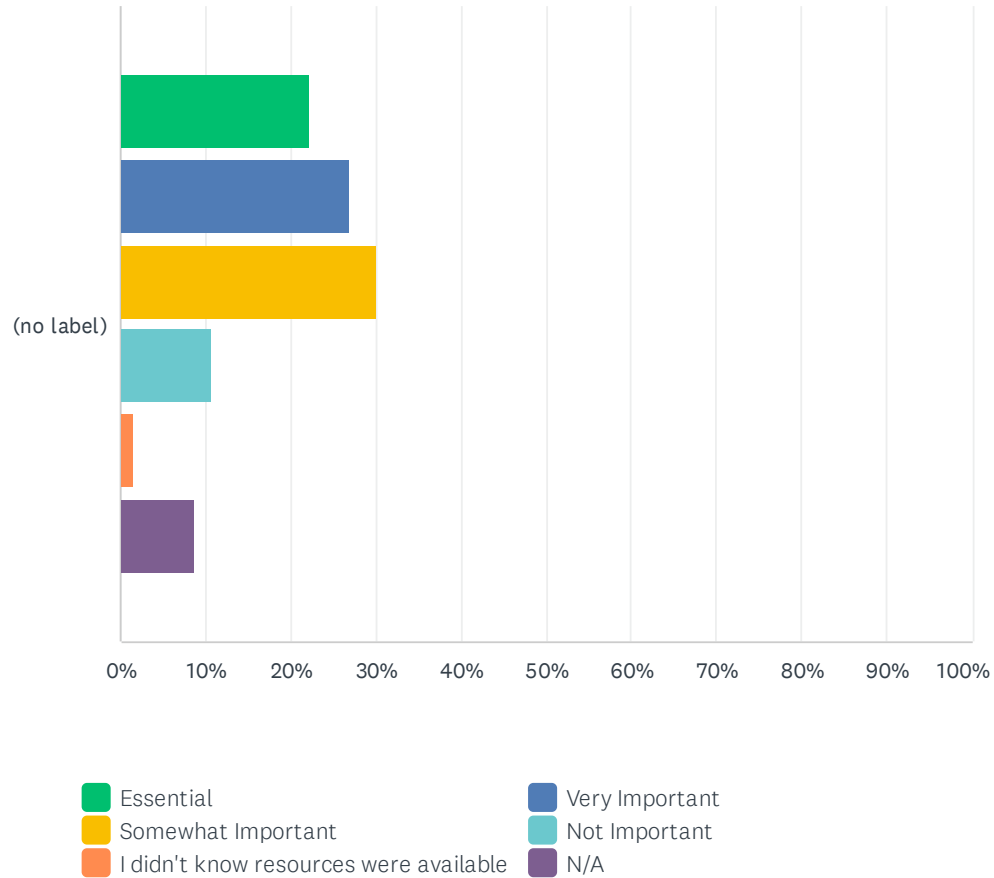
Answered: 217 Skipped: 10



ANSWER CHOICES	RESPONSES	
Scheduled face-to-face on the Kirtland-Grayling Campus	15.67%	34
Drop-In tutoring on the Kirtland-Grayling Campus	5.07%	11
Tutoring virtually through Zoom or texting	11.98%	26
I do not use tutoring services	67.28%	146
TOTAL		217

Q27 How important are Library resources (books, ebooks, databases, NoodleTools, LibGuides, etc.) to your coursework?

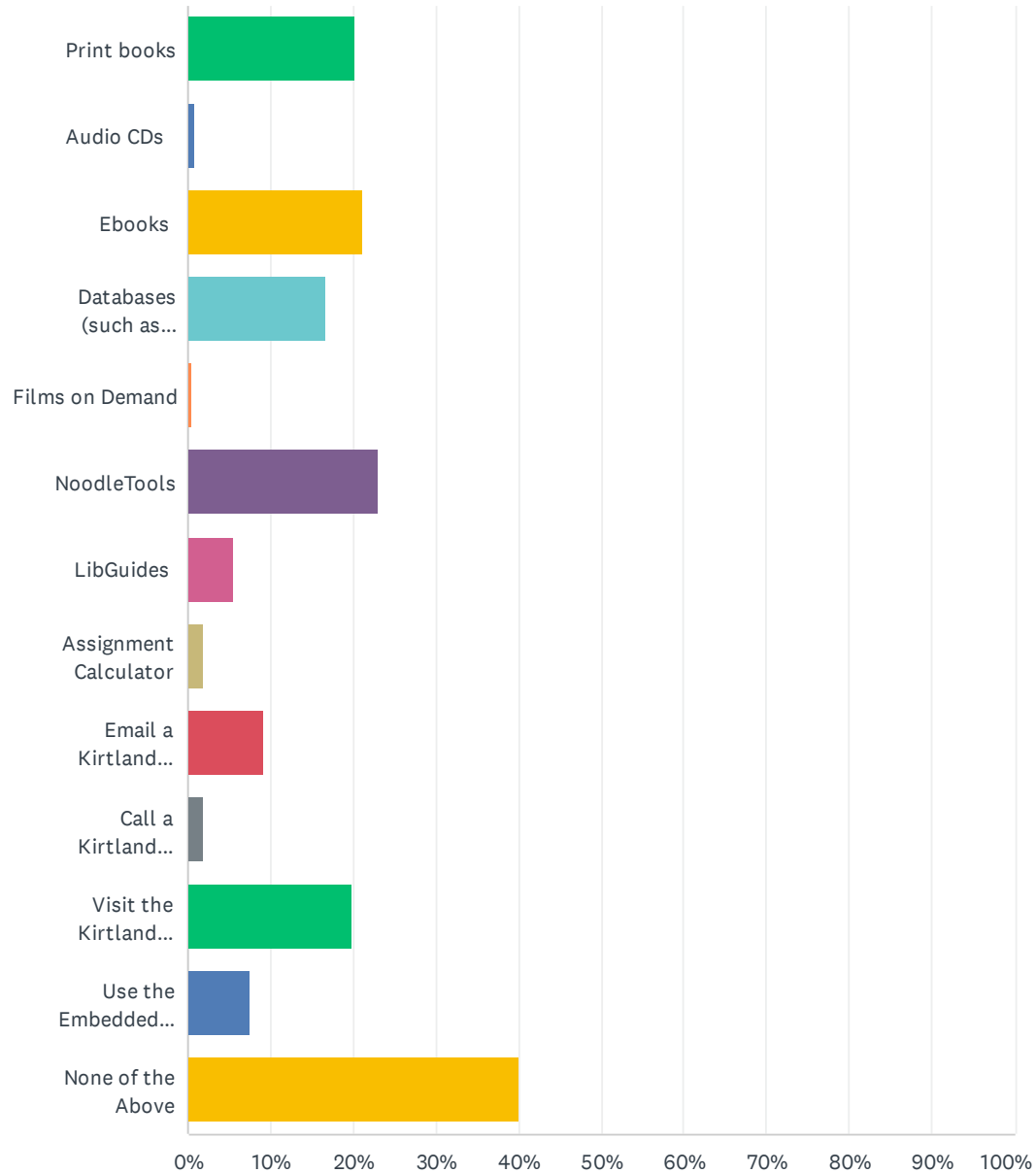
Answered: 216 Skipped: 11



	ESSENTIAL	VERY IMPORTANT	SOMEWHAT IMPORTANT	NOT IMPORTANT	I DIDN'T KNOW RESOURCES WERE AVAILABLE	N/A	TOTAL	WEIGHTED AVERAGE
(no label)	22.22% 48	26.85% 58	30.09% 65	10.65% 23	1.39% 3	8.80% 19	216	3.63

Q28 For any of your courses this semester, what Library resources and services did you use? Mark all that apply.

Answered: 217 Skipped: 10

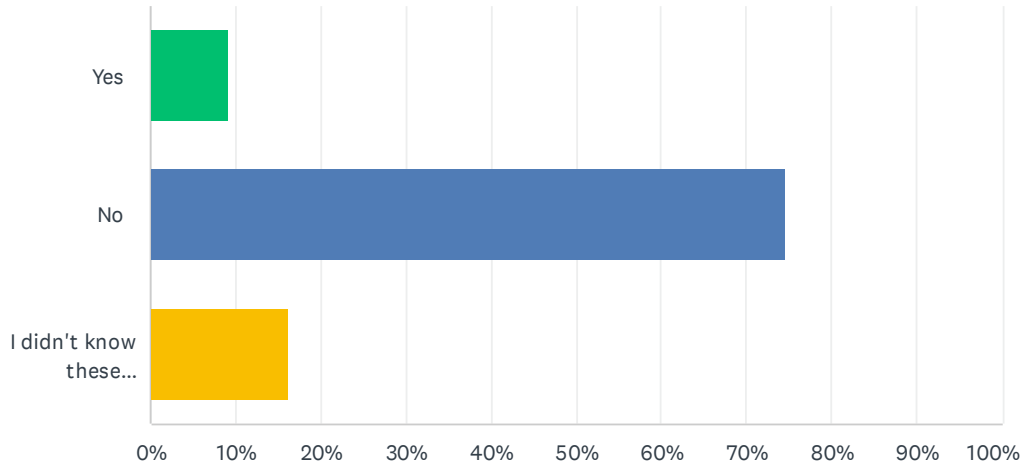


Fall 2021 Student Survey

ANSWER CHOICES	RESPONSES	
Print books	20.28%	44
Audio CDs	0.92%	2
Ebooks	21.20%	46
Databases (such as Opposing Viewpoints, CQ Researcher, Academic OneFile, and more)	16.59%	36
Films on Demand	0.46%	1
NoodleTools	23.04%	50
LibGuides	5.53%	12
Assignment Calculator	1.84%	4
Email a Kirtland Librarian	9.22%	20
Call a Kirtland Librarian	1.84%	4
Visit the Kirtland Library in person	19.82%	43
Use the Embedded Librarian Services in Canvas	7.37%	16
None of the Above	40.09%	87
Total Respondents: 217		

Q29 Have you borrowed any ebooks or eaudiobooks for pleasure or coursework from OverDrive or Libby Collections?

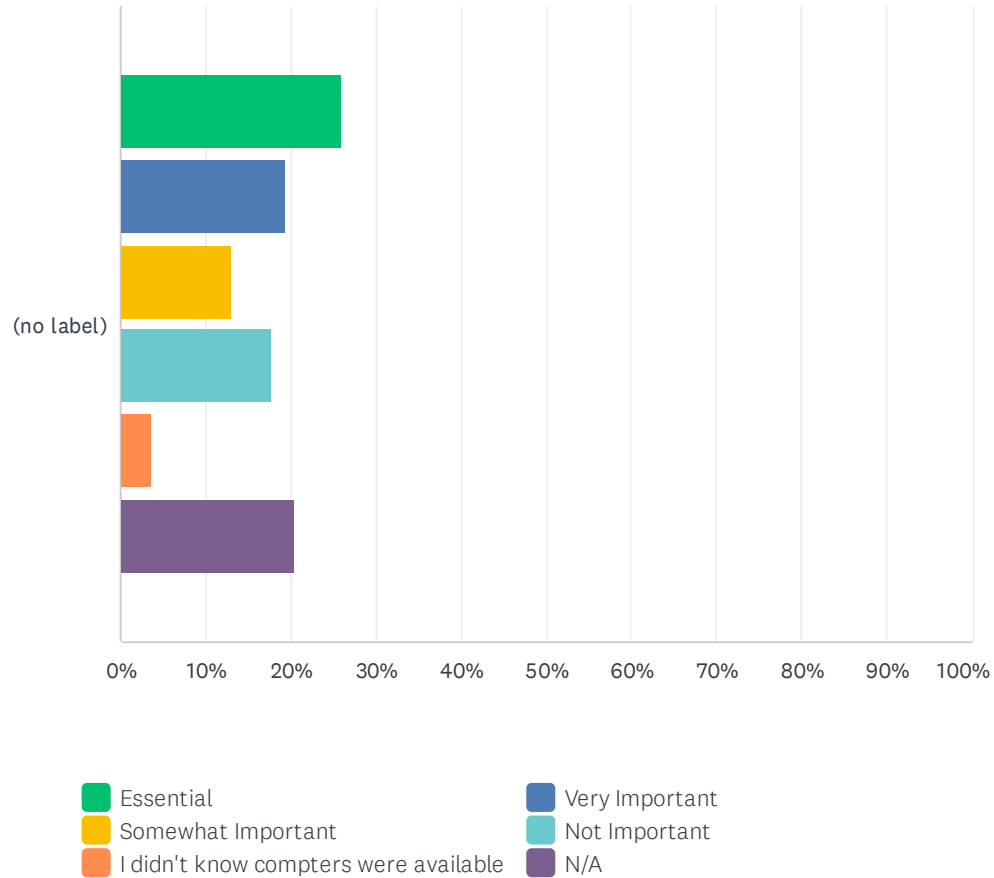
Answered: 216 Skipped: 11



ANSWER CHOICES	RESPONSES	
Yes	9.26%	20
No	74.54%	161
I didn't know these ebook/audiobook collections were available	16.20%	35
TOTAL		216

Q30 How important is the following to your course work: Availability of computers in the Kirtland-Grayling Library/Learning Commons?

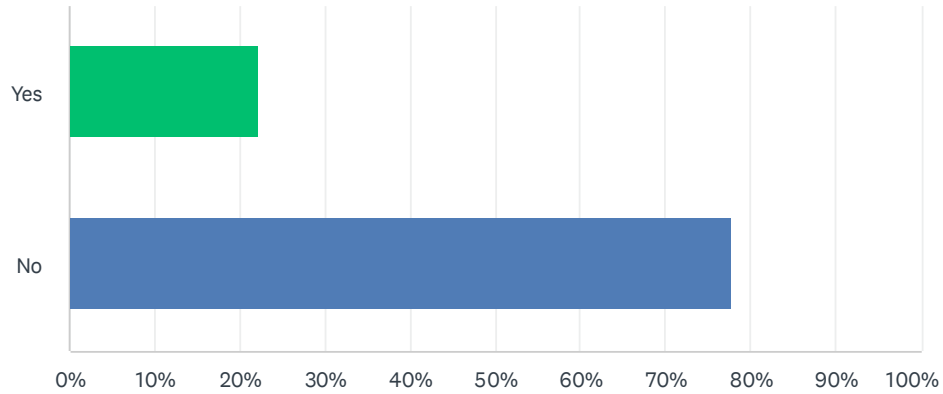
Answered: 216 Skipped: 11



	ESSENTIAL	VERY IMPORTANT	SOMEWHAT IMPORTANT	NOT IMPORTANT	I DIDN'T KNOW COMPUTERS WERE AVAILABLE	N/A	TOTAL	WEIGHTED AVERAGE
(no label)	25.93% 56	19.44% 42	12.96% 28	17.59% 38	3.70% 8	20.37% 44	216	3.58

Q31 Have you lived in an apartment (on or off-campus)/dormitory in the past while attending college?

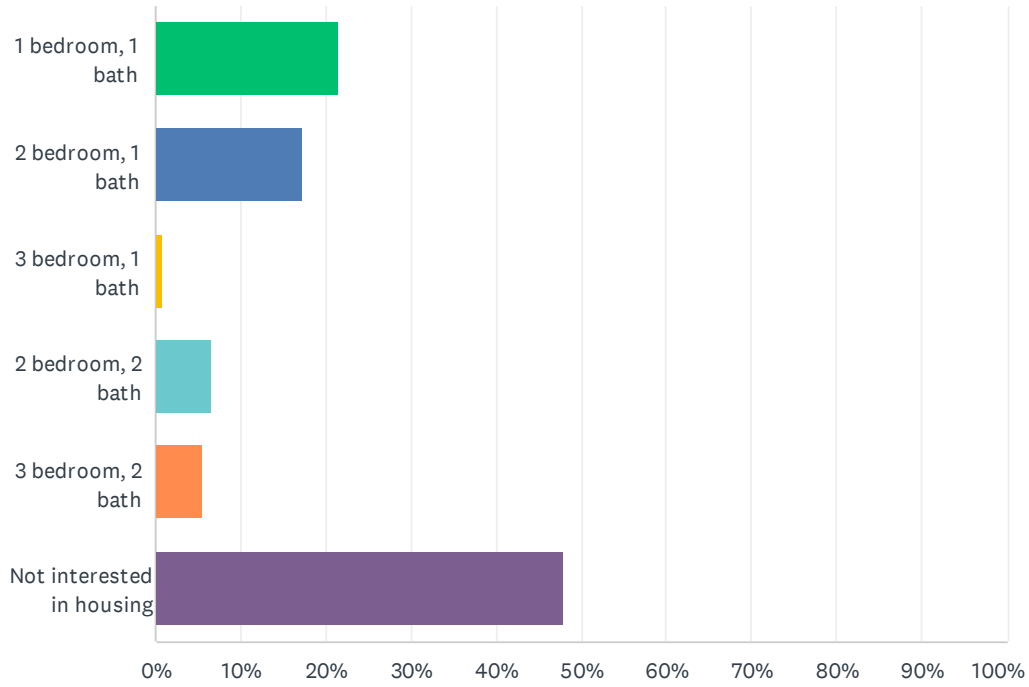
Answered: 211 Skipped: 16



ANSWER CHOICES	RESPONSES	
Yes	22.27%	47
No	77.73%	164
TOTAL		211

Q32 If Kirtland were to offer apartment style housing to students which type of unit would you prefer?

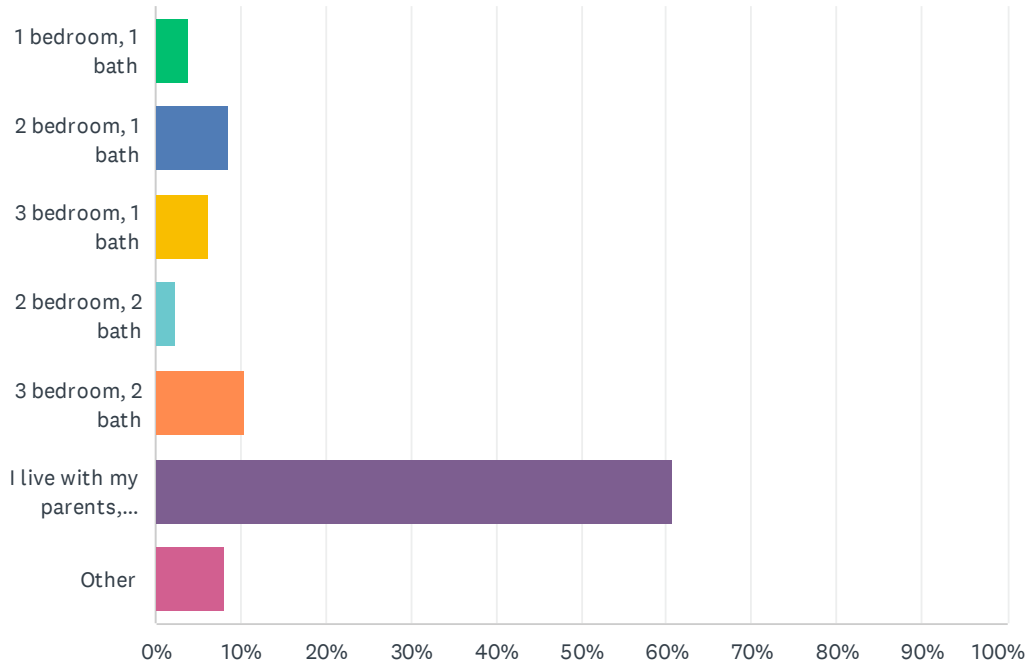
Answered: 213 Skipped: 14



ANSWER CHOICES	RESPONSES	
1 bedroom, 1 bath	21.60%	46
2 bedroom, 1 bath	17.37%	37
3 bedroom, 1 bath	0.94%	2
2 bedroom, 2 bath	6.57%	14
3 bedroom, 2 bath	5.63%	12
Not interested in housing	47.89%	102
TOTAL		213

Q33 If you live off campus now, not with your parents, relative or significant other, what type of unit do you live in?

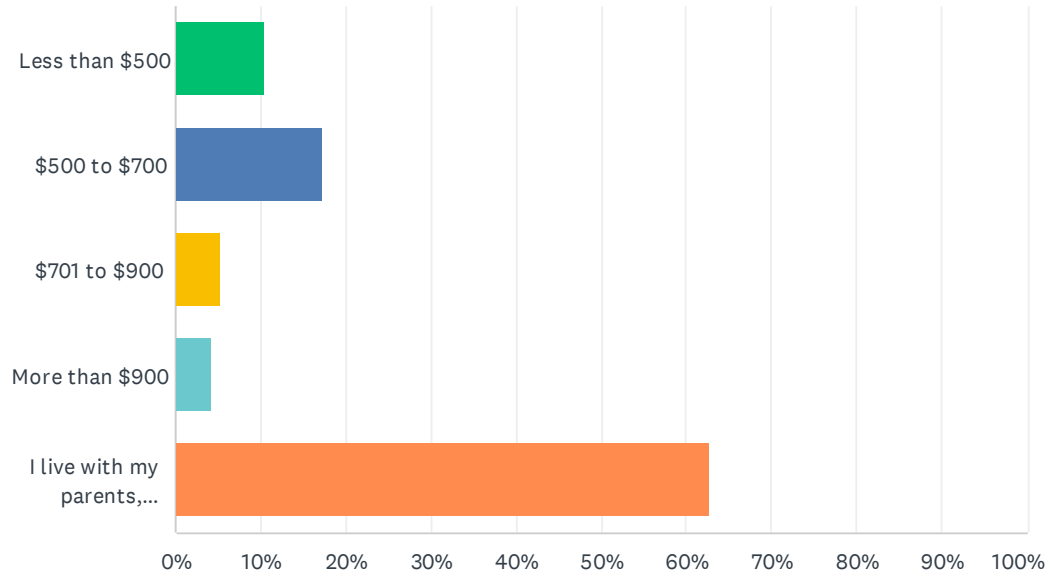
Answered: 212 Skipped: 15



ANSWER CHOICES	RESPONSES	
1 bedroom, 1 bath	3.77%	8
2 bedroom, 1 bath	8.49%	18
3 bedroom, 1 bath	6.13%	13
2 bedroom, 2 bath	2.36%	5
3 bedroom, 2 bath	10.38%	22
I live with my parents, relative or significant other	60.85%	129
Other	8.02%	17
TOTAL		212

Q34 If you live off campus now, not with your parents, relative or significant other, how much do you pay in rent each month?

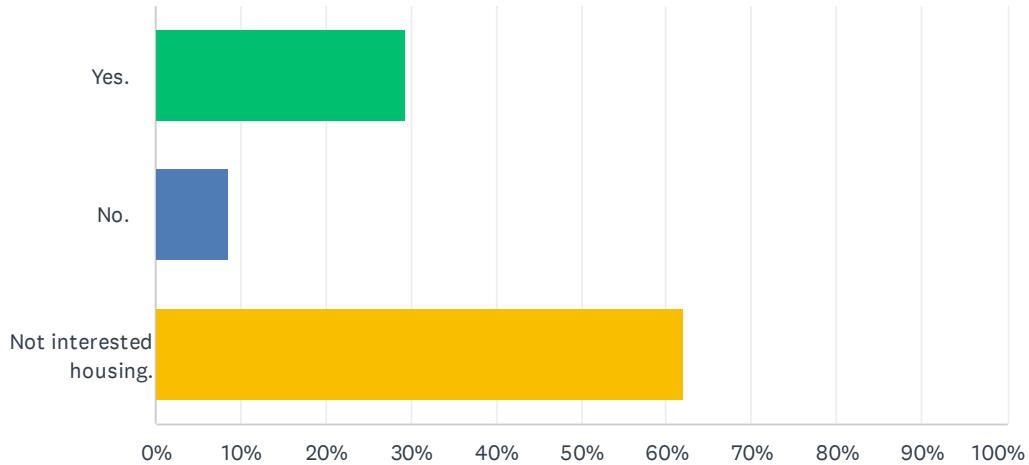
Answered: 209 Skipped: 18



ANSWER CHOICES	RESPONSES	
Less than \$500	10.53%	22
\$500 to \$700	17.22%	36
\$701 to \$900	5.26%	11
More than \$900	4.31%	9
I live with my parents, relatives or significant other	62.68%	131
TOTAL		209

Q35 If apartment style housing was available at Kirtland would you be willing to sign a nine month contract?

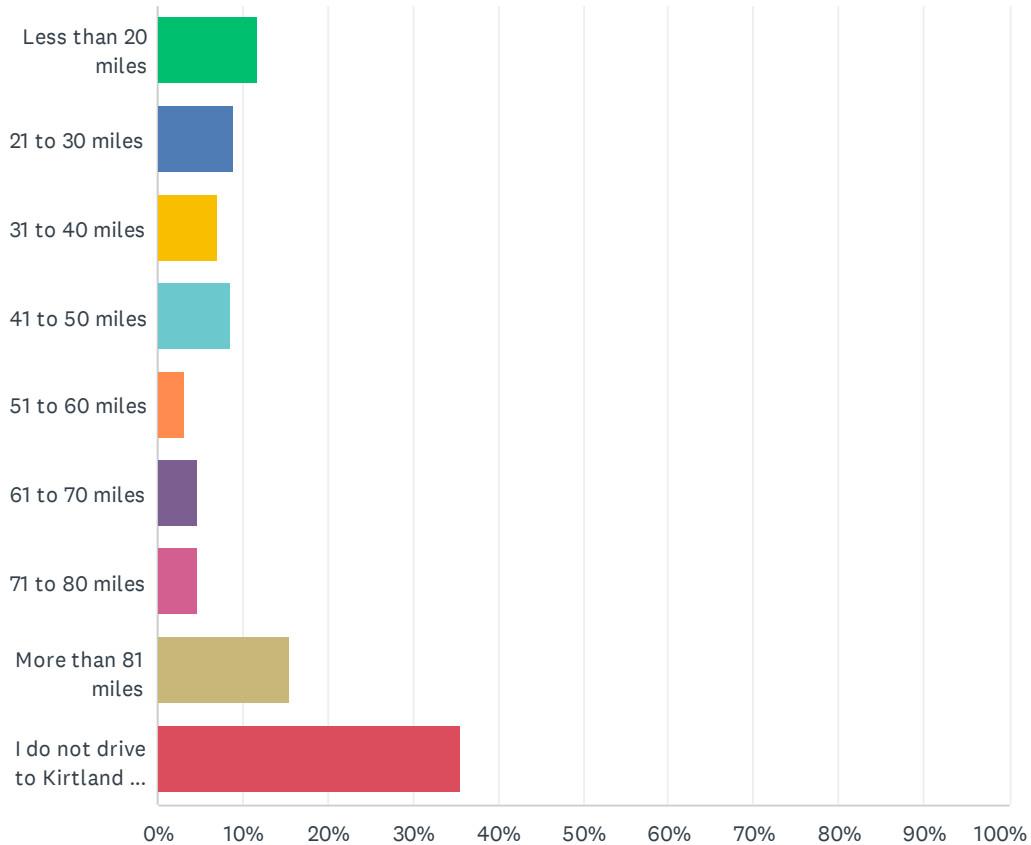
Answered: 211 Skipped: 16



ANSWER CHOICES		RESPONSES	
Yes.		29.38%	62
No.		8.53%	18
Not interested housing.		62.09%	131
TOTAL			211

Q36 How many miles, round trip, do you drive to attend classes at Kirtland?

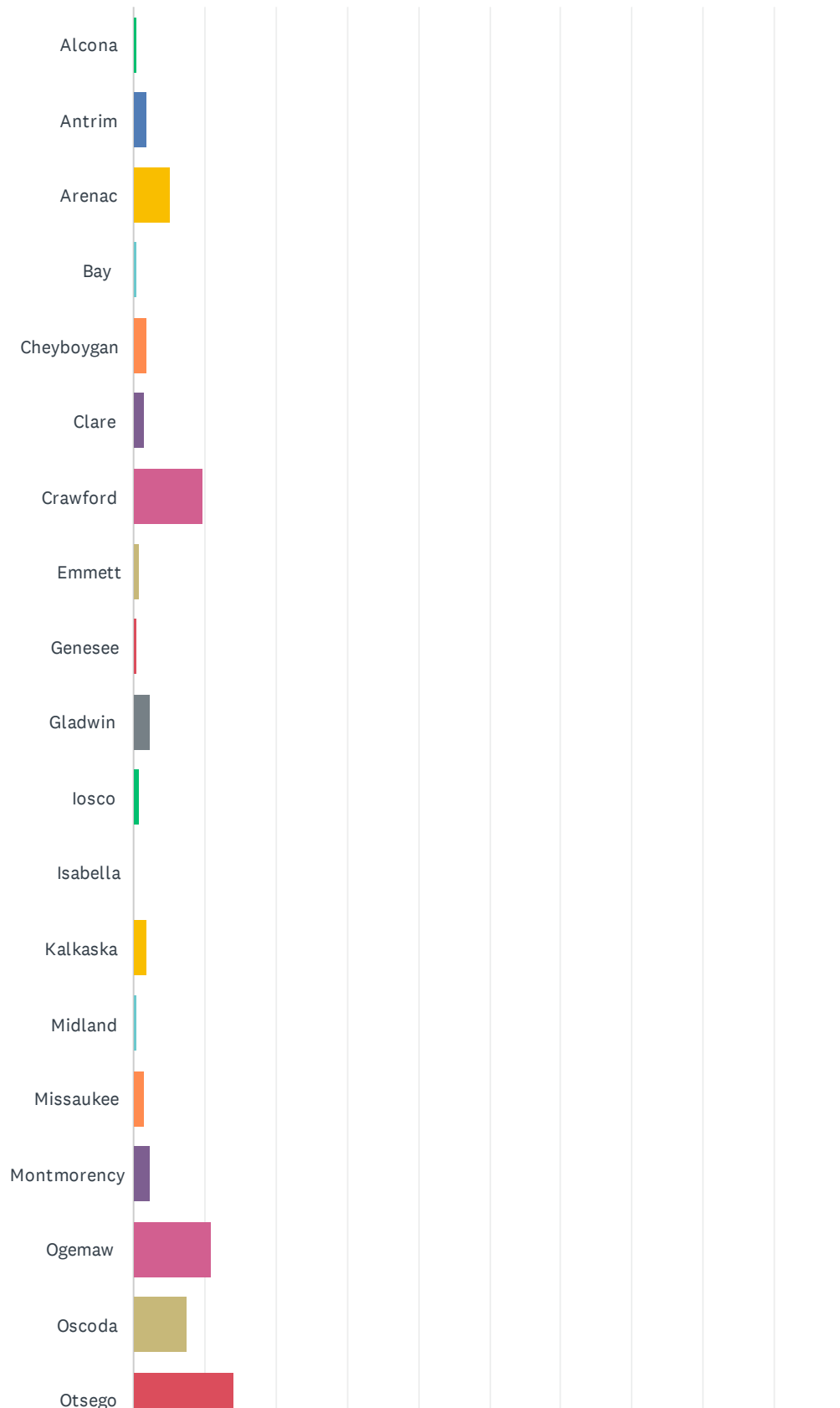
Answered: 213 Skipped: 14



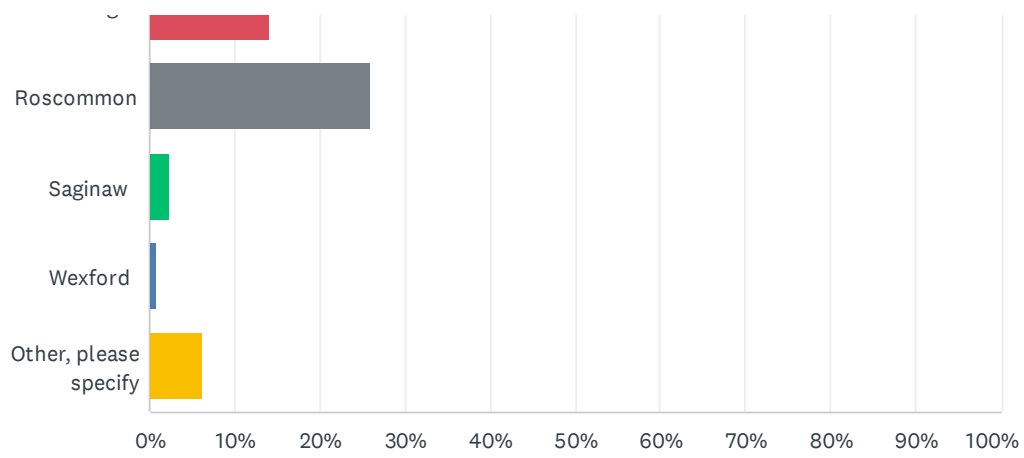
ANSWER CHOICES	RESPONSES	
Less than 20 miles	11.74%	25
21 to 30 miles	8.92%	19
31 to 40 miles	7.04%	15
41 to 50 miles	8.45%	18
51 to 60 miles	3.29%	7
61 to 70 miles	4.69%	10
71 to 80 miles	4.69%	10
More than 81 miles	15.49%	33
I do not drive to Kirtland for classes (taking only online classes)	35.68%	76
TOTAL		213

Q37 What county do you live in?

Answered: 212 Skipped: 15



Fall 2021 Student Survey

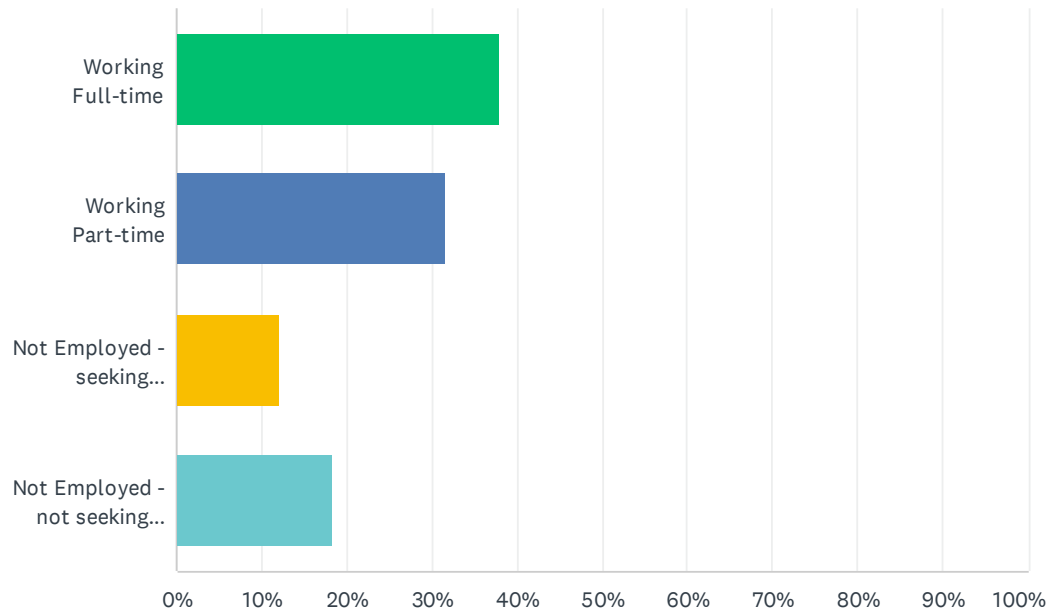


Fall 2021 Student Survey

ANSWER CHOICES	RESPONSES	
Alcona	0.47%	1
Antrim	1.89%	4
Arenac	5.19%	11
Bay	0.47%	1
Cheyboygan	1.89%	4
Clare	1.42%	3
Crawford	9.91%	21
Emmett	0.94%	2
Genesee	0.47%	1
Gladwin	2.36%	5
Iosco	0.94%	2
Isabella	0.00%	0
Kalkaska	1.89%	4
Midland	0.47%	1
Missaukee	1.42%	3
Montmorency	2.36%	5
Ogemaw	10.85%	23
Oscoda	7.55%	16
Otsego	14.15%	30
Roscommon	25.94%	55
Saginaw	2.36%	5
Wexford	0.94%	2
Other, please specify	6.13%	13
TOTAL		212

Q38 Please describe your current employment status?

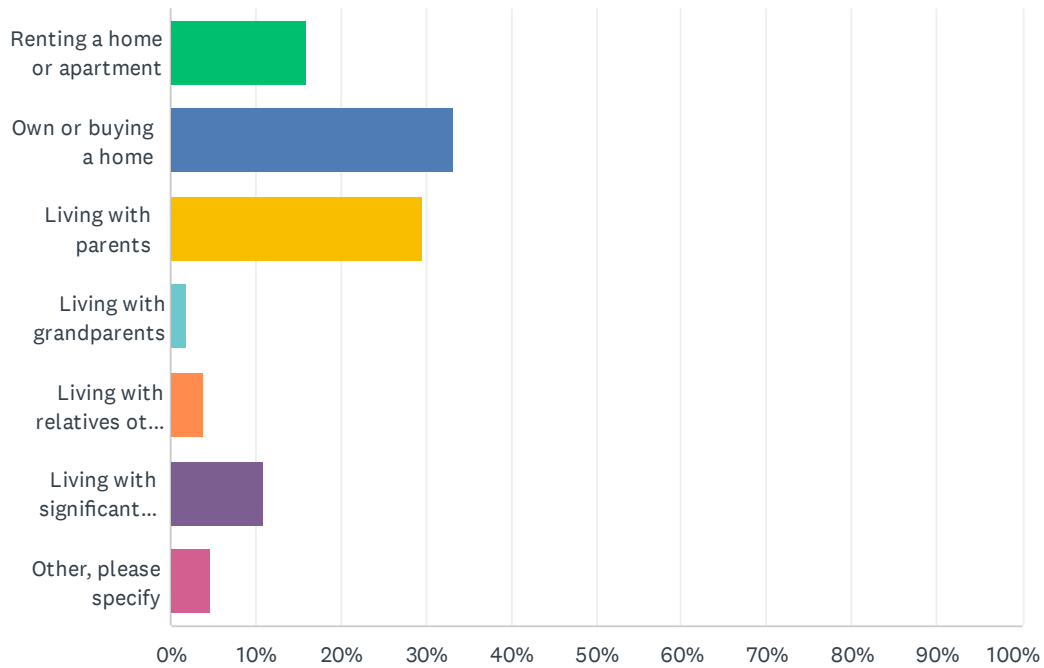
Answered: 213 Skipped: 14



ANSWER CHOICES	RESPONSES	
Working Full-time	38.03%	81
Working Part-time	31.46%	67
Not Employed - seeking employment	12.21%	26
Not Employed - not seeking employment	18.31%	39
TOTAL		213

Q39 Please describe your current living situation?

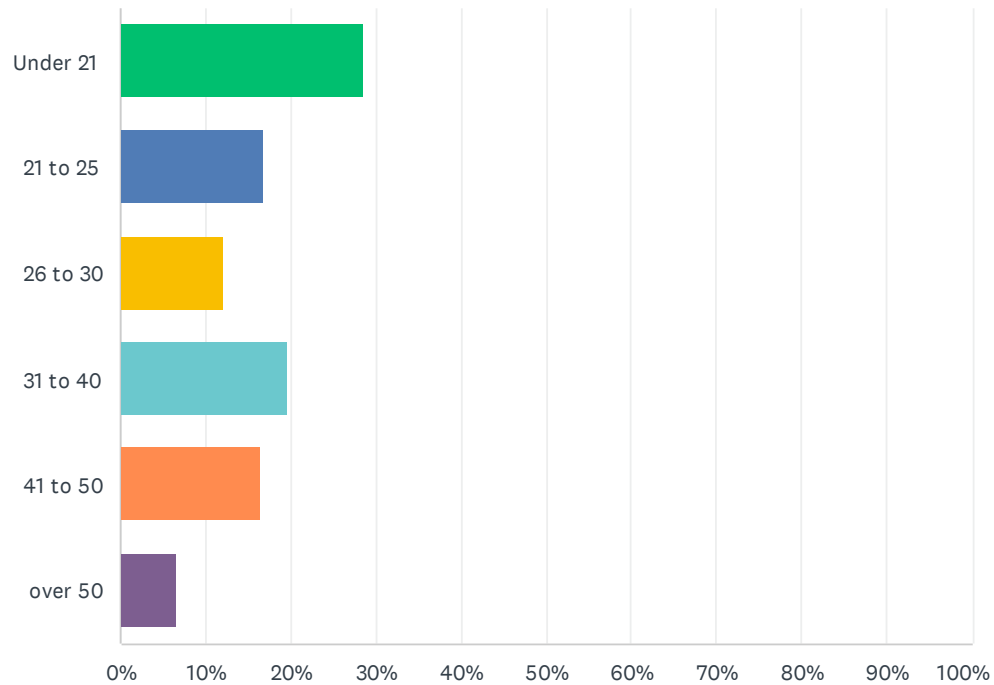
Answered: 213 Skipped: 14



ANSWER CHOICES	RESPONSES	
Renting a home or apartment	15.96%	34
Own or buying a home	33.33%	71
Living with parents	29.58%	63
Living with grandparents	1.88%	4
Living with relatives other than parents/grandparents	3.76%	8
Living with significant other	10.80%	23
Other, please specify	4.69%	10
TOTAL		213

Q40 What is your age range?

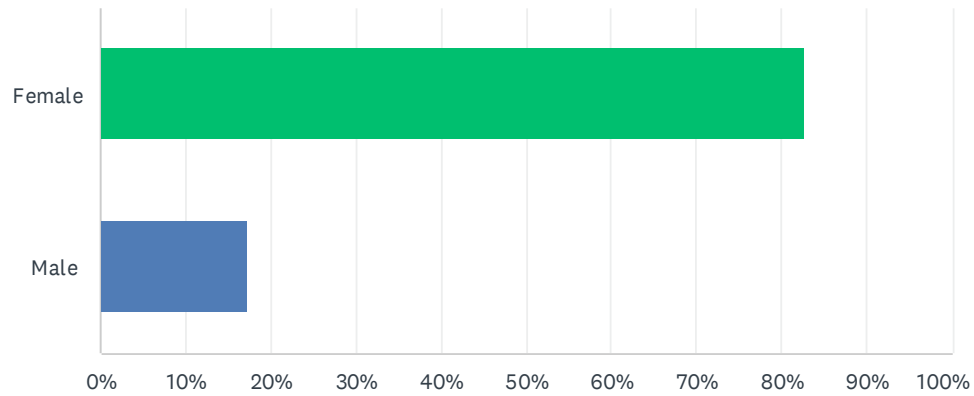
Answered: 214 Skipped: 13



ANSWER CHOICES	RESPONSES	
Under 21	28.50%	61
21 to 25	16.82%	36
26 to 30	12.15%	26
31 to 40	19.63%	42
41 to 50	16.36%	35
over 50	6.54%	14
TOTAL		214

Q41 What is your gender?

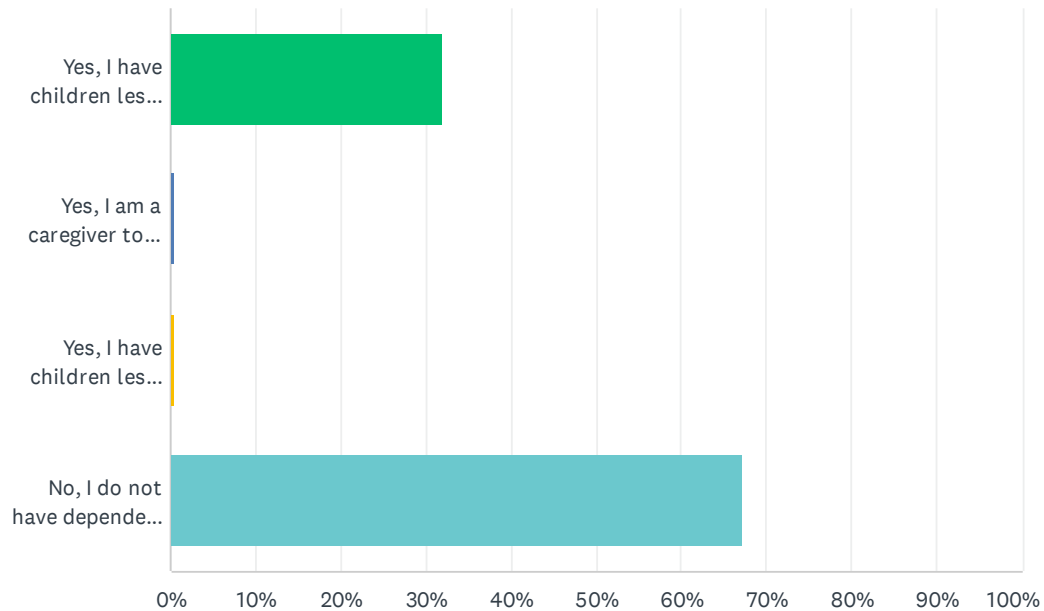
Answered: 213 Skipped: 14



ANSWER CHOICES	RESPONSES	
Female	82.63%	176
Male	17.37%	37
TOTAL		213

Q42 Do you have dependents that you care for in your household?

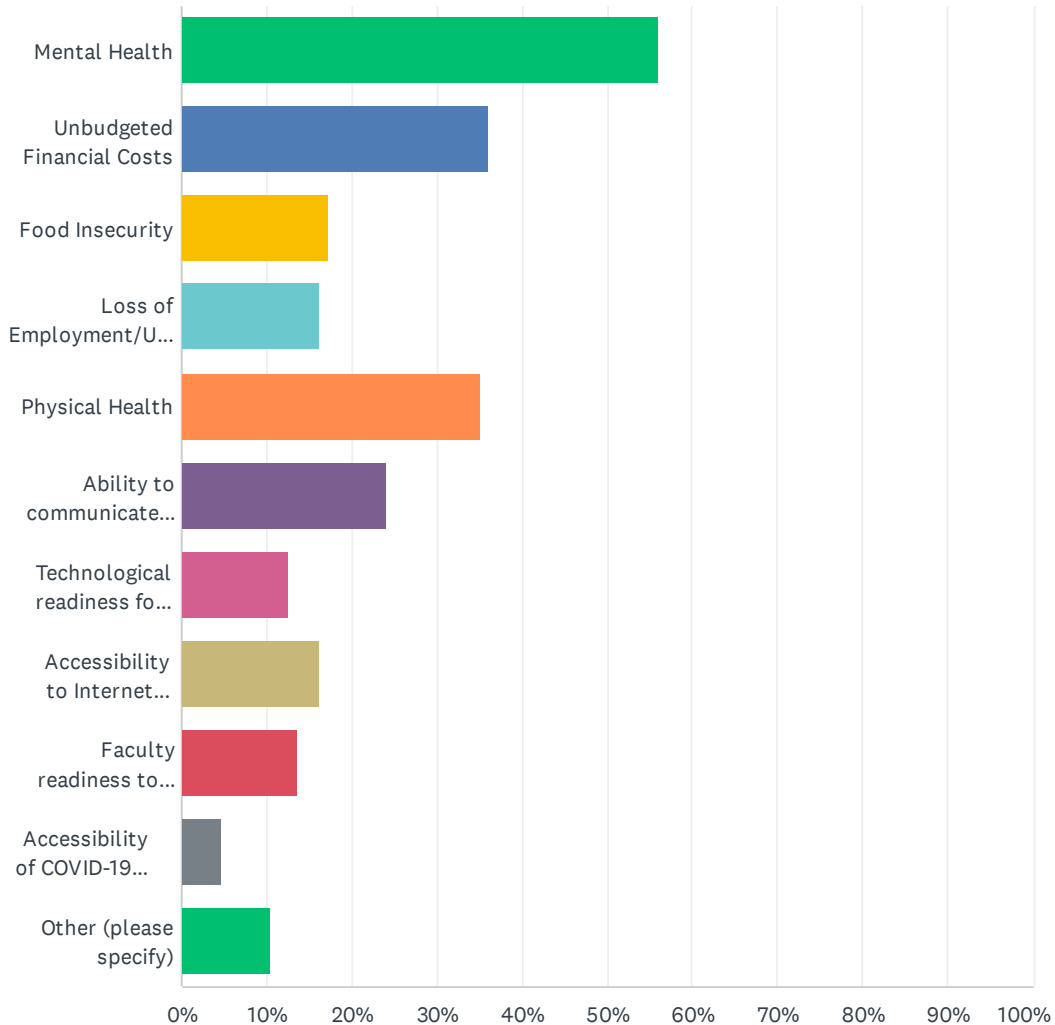
Answered: 213 Skipped: 14



ANSWER CHOICES	RESPONSES	
Yes, I have children less than 18 years of age that are dependents in my household.	31.92%	68
Yes, I am a caregiver to my parents/grandparents that live in my household.	0.47%	1
Yes, I have children less than 18 years of age that are dependents and am a caregiver to my parents/grandparents that live in my household.	0.47%	1
No, I do not have dependents that I care for in my household.	67.14%	143
TOTAL		213

Q43 Which of the following are immediate-term issues for you with regard to the COVID-19 pandemic? Mark all that apply.

Answered: 191 Skipped: 36

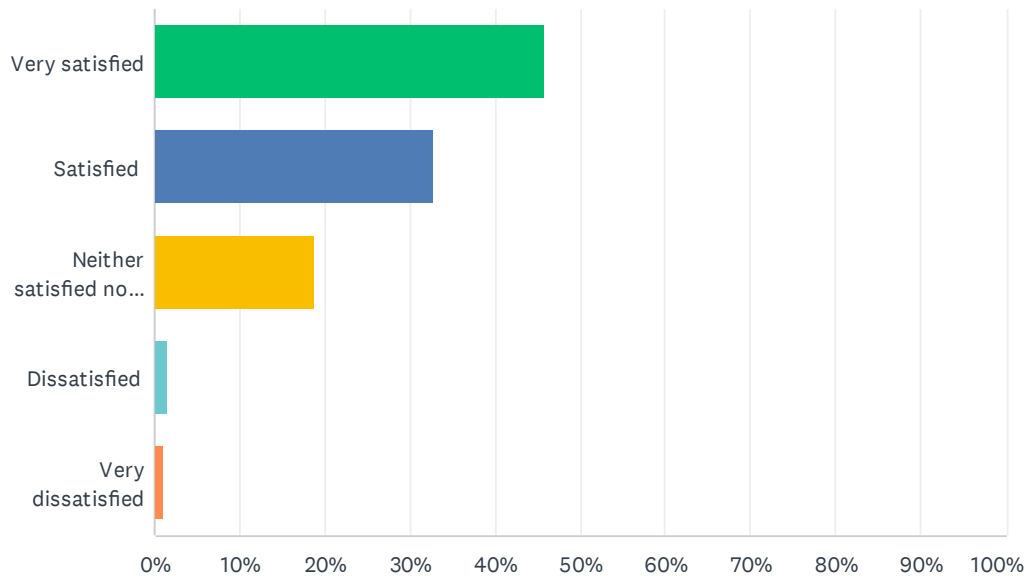


Fall 2021 Student Survey

ANSWER CHOICES	RESPONSES	
Mental Health	56.02%	107
Unbudgeted Financial Costs	36.13%	69
Food Insecurity	17.28%	33
Loss of Employment/Unable to Find Job	16.23%	31
Physical Health	35.08%	67
Ability to communicate with friends/peers/instructors	24.08%	46
Technological readiness for online learning	12.57%	24
Accessibility to Internet Connectivity to do online learning	16.23%	31
Faculty readiness to teach/conduct online learning	13.61%	26
Accessibility of COVID-19 processes/guidelines at Kirtland	4.71%	9
Other (please specify)	10.47%	20
Total Respondents: 191		

Q44 How satisfied are you that Kirtland has provided you with timely updates on COVID-19 procedures/processes/guidelines for attendance of classes (both face-to-face and online)?

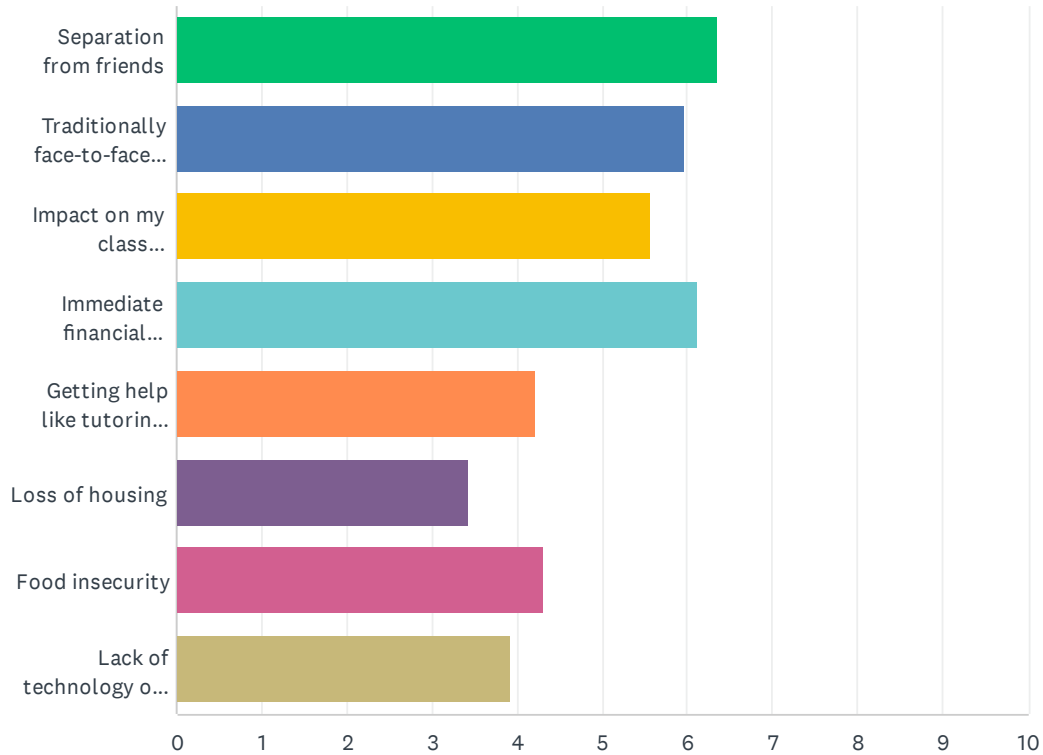
Answered: 207 Skipped: 20



ANSWER CHOICES	RESPONSES	
Very satisfied	45.89%	95
Satisfied	32.85%	68
Neither satisfied nor dissatisfied	18.84%	39
Dissatisfied	1.45%	3
Very dissatisfied	0.97%	2
TOTAL		207

Q45 What has been the most challenging aspects of the COVID-19 pandemic for you? (1 = Most Challenging; 8 = Least Challenging)

Answered: 205 Skipped: 22

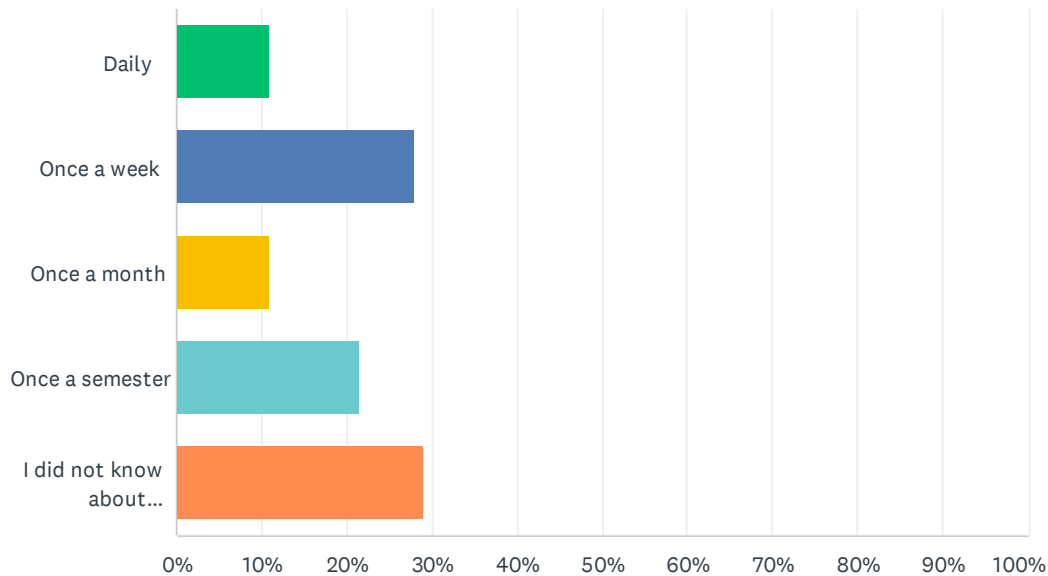


Fall 2021 Student Survey

	1	2	3	4	5	6	7	8	N/A	TOTAL	SCORE
Separation from friends	26.67% 52	16.92% 33	7.18% 14	7.18% 14	6.15% 12	3.08% 6	1.54% 3	2.05% 4	29.23% 57	195	6.36
Traditionally face-to-face classes moving online	15.96% 30	18.62% 35	6.38% 12	5.32% 10	5.85% 11	2.66% 5	2.13% 4	3.72% 7	39.36% 74	188	5.97
Impact on my class schedule/ability to complete classes to graduate on time	5.15% 10	11.86% 23	17.53% 34	9.28% 18	6.19% 12	2.58% 5	3.09% 6	1.03% 2	43.30% 84	194	5.56
Immediate financial burden	16.33% 32	15.31% 30	12.76% 25	7.65% 15	7.14% 14	4.08% 8	1.02% 2	0.51% 1	35.20% 69	196	6.11
Getting help like tutoring or advising	2.07% 4	2.07% 4	7.25% 14	14.51% 28	10.36% 20	6.74% 13	6.22% 12	4.15% 8	46.63% 90	193	4.22
Loss of housing	3.54% 7	0.51% 1	3.54% 7	6.06% 12	4.55% 9	7.58% 15	4.55% 9	12.12% 24	57.58% 114	198	3.43
Food insecurity	4.02% 8	6.53% 13	8.54% 17	4.52% 9	6.53% 13	6.53% 13	13.07% 26	3.02% 6	47.24% 94	199	4.30
Lack of technology or internet connectivity to take online classes	5.45% 11	2.48% 5	5.94% 12	7.92% 16	5.94% 12	9.41% 19	5.45% 11	10.89% 22	46.53% 94	202	3.93

Q46 How frequently do you visit the Kirtland COVID-19 website, on Kirtland's home webpage, to get updates from the college about COVID-19 processes, procedures, guidelines, Q&A information, etc.?

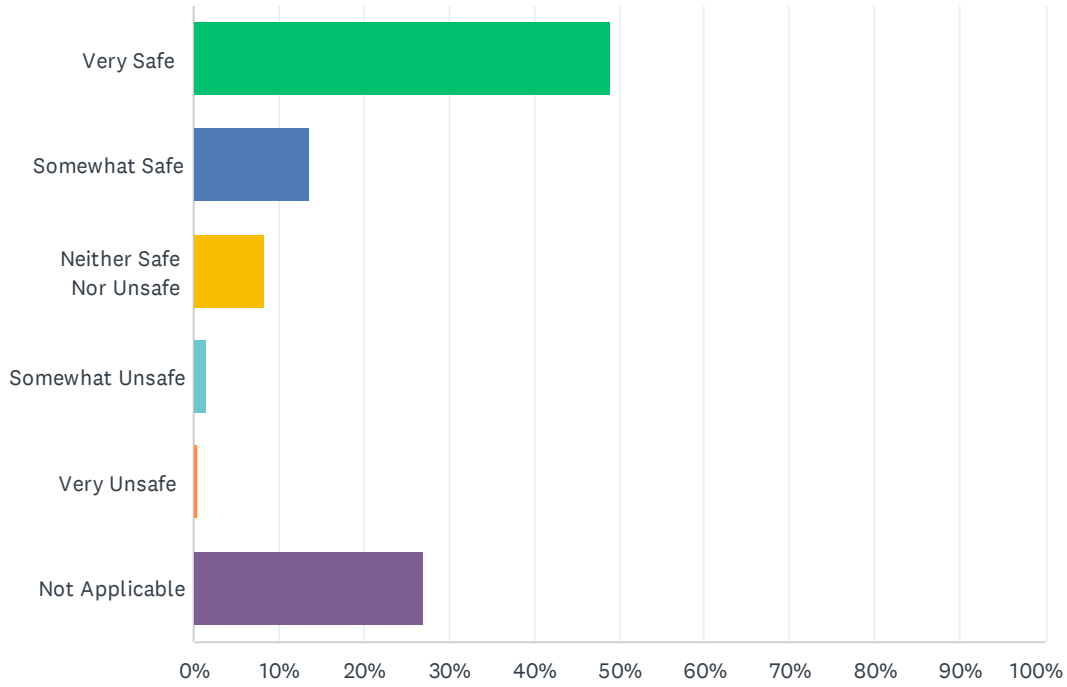
Answered: 204 Skipped: 23



ANSWER CHOICES	RESPONSES	
Daily	10.78%	22
Once a week	27.94%	57
Once a month	10.78%	22
Once a semester	21.57%	44
I did not know about Kirtland's COVID-19 specific webpage	28.92%	59
TOTAL		204

Q47 With regard to COVID-19, if you attend face-to-face classes at Kirtland, how safe do you feel on campus?

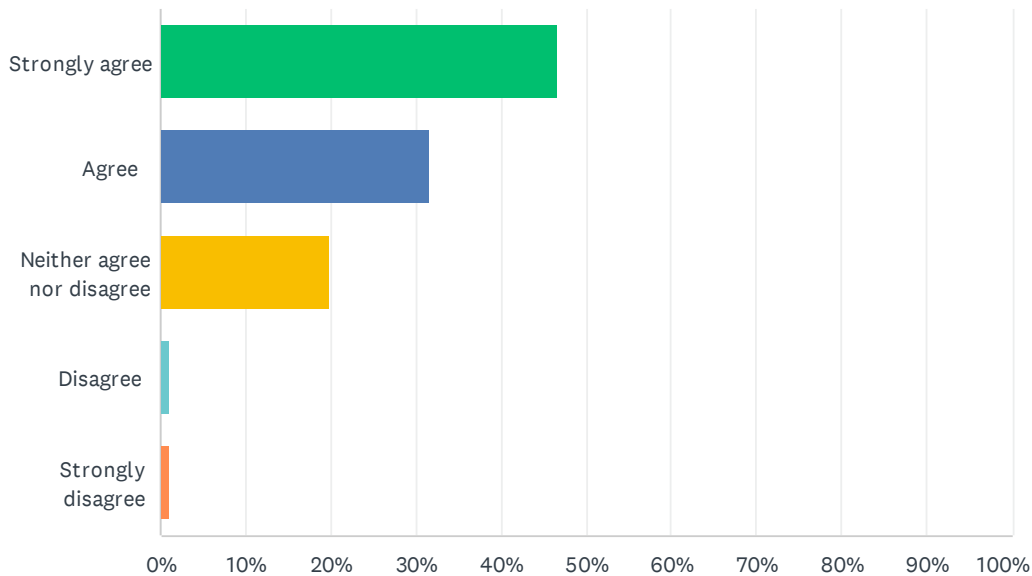
Answered: 206 Skipped: 21



ANSWER CHOICES	RESPONSES	
Very Safe	49.03%	101
Somewhat Safe	13.59%	28
Neither Safe Nor Unsafe	8.25%	17
Somewhat Unsafe	1.46%	3
Very Unsafe	0.49%	1
Not Applicable	27.18%	56
TOTAL		206

Q48 How strongly do you feel about this statement - In regards to COVID-19, do you feel the college is taking reasonable precautions to ensure the safety of students, employees and community members?

Answered: 206 Skipped: 21



ANSWER CHOICES	RESPONSES	
Strongly agree	46.60%	96
Agree	31.55%	65
Neither agree nor disagree	19.90%	41
Disagree	0.97%	2
Strongly disagree	0.97%	2
TOTAL		206

Q49 Is there a program of study that Kirtland Community College does not offer that it should consider offering?

Answered: 162 Skipped: 65

Q50 How can Kirtland better assist you in achieving your educational goals?

Answered: 159 Skipped: 68

Q51 If there is one thing you could change at Kirtland, what would it be and why?

Answered: 159 Skipped: 68

Q52 Thank you for taking the survey. Enter your Kirtland email address here for a chance to win the \$50 VISA gift card.

Answered: 181 Skipped: 46