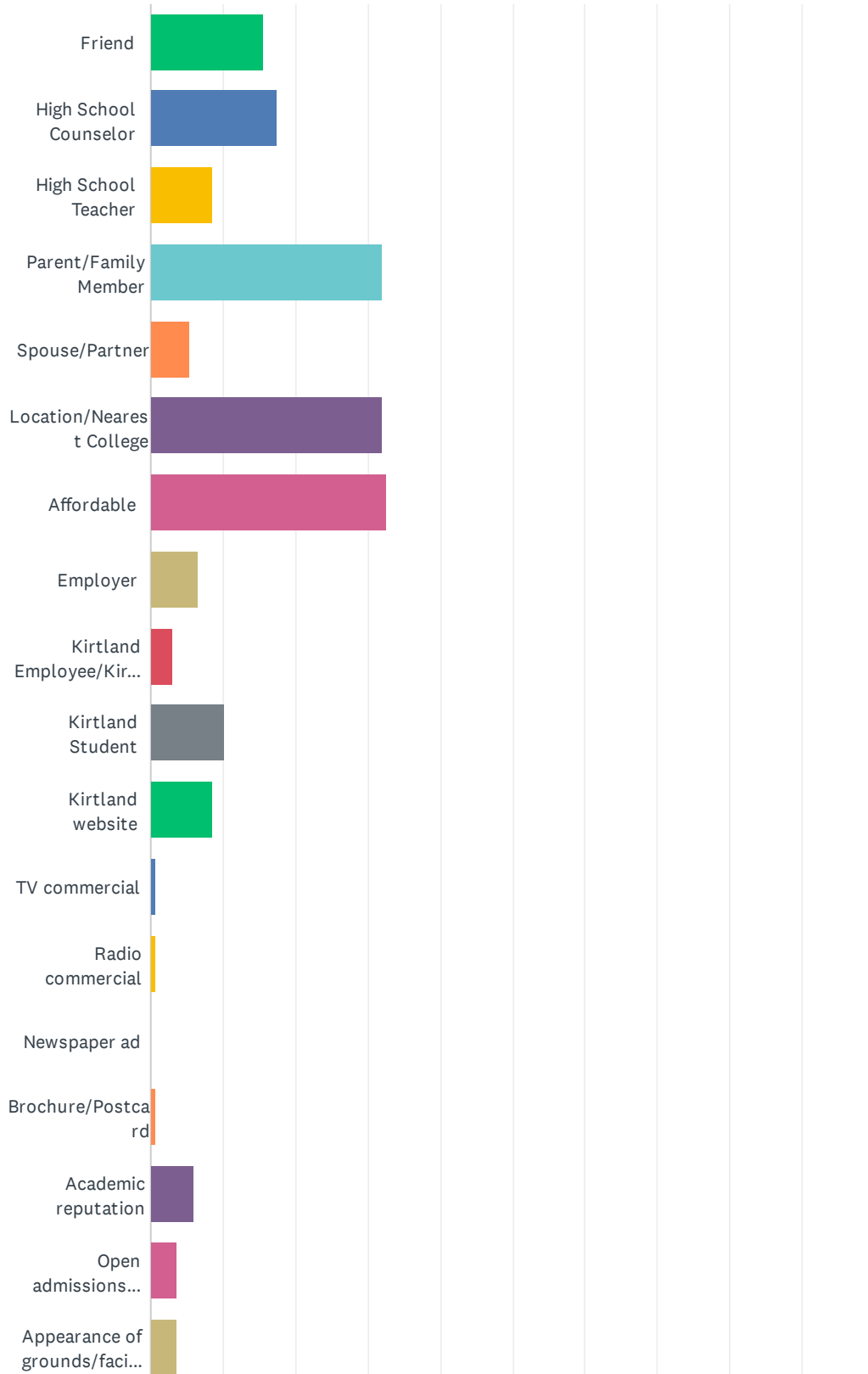
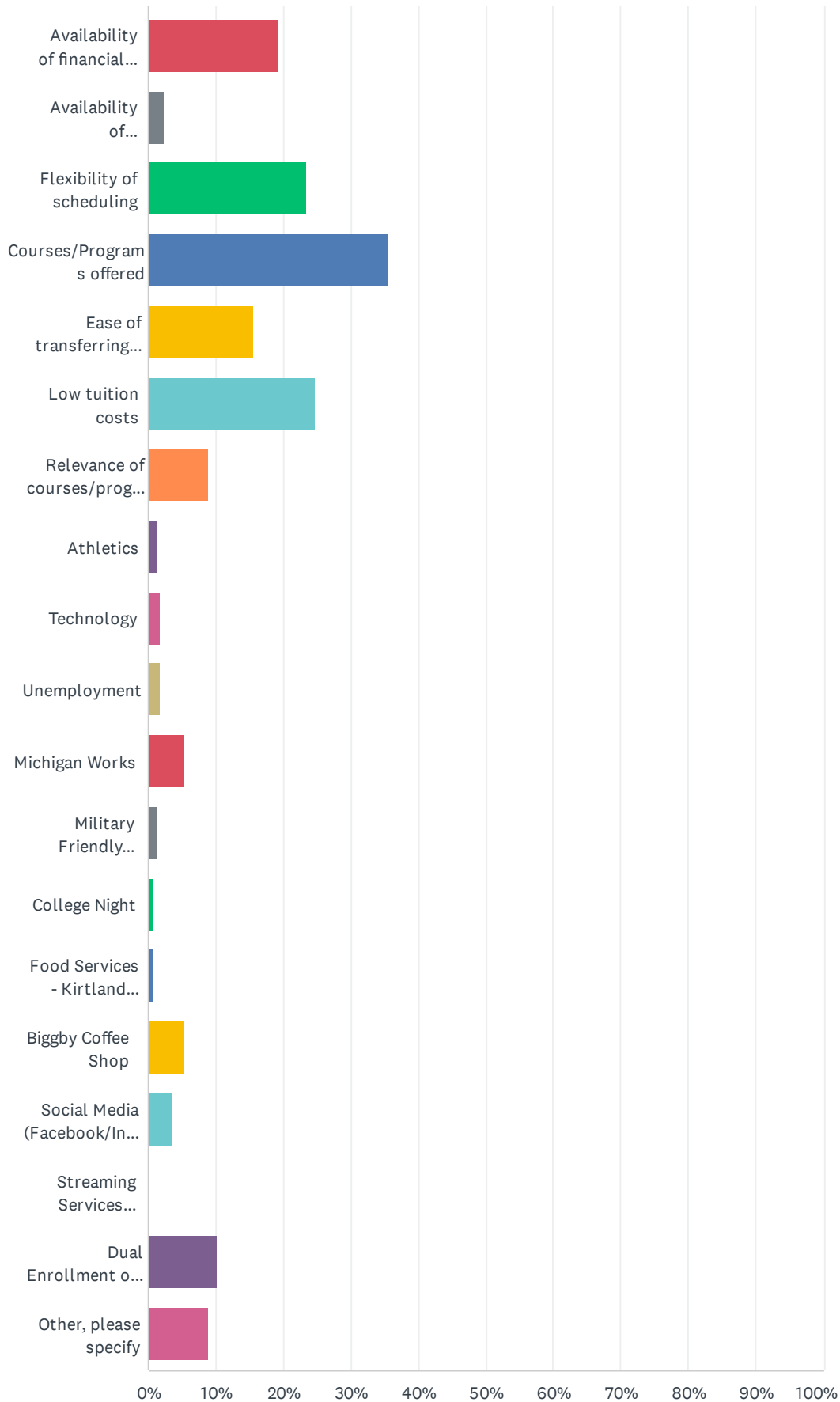


Q1 Who or what influenced your decision to attend Kirtland? Mark all that apply.

Answered: 166 Skipped: 0



Fall 2022 Student Survey



Fall 2022 Student Survey

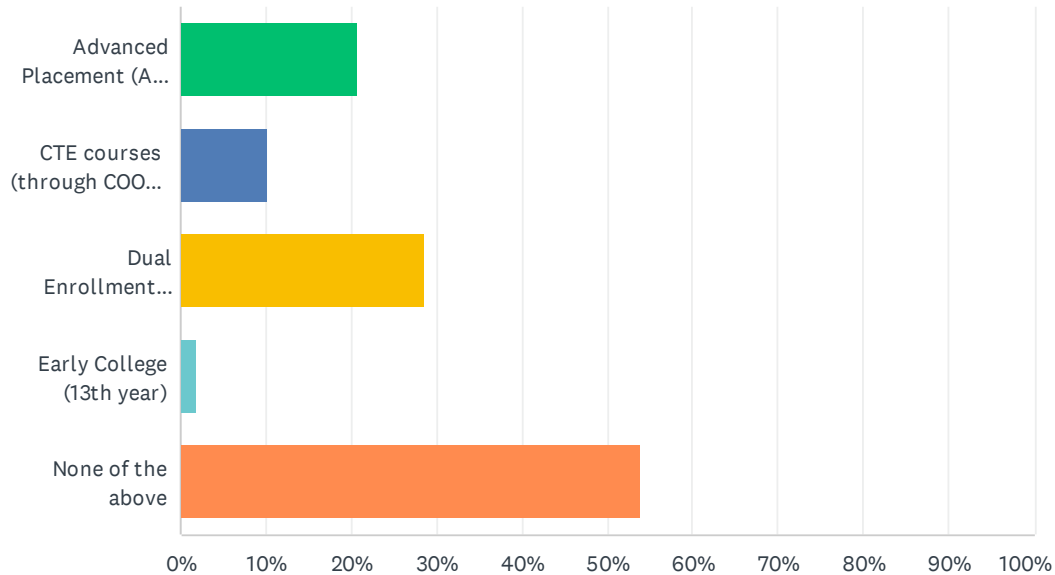
ANSWER CHOICES	RESPONSES	
Friend	15.66%	26
High School Counselor	17.47%	29
High School Teacher	8.43%	14
Parent/Family Member	31.93%	53
Spouse/Partner	5.42%	9
Location/Nearest College	31.93%	53
Affordable	32.53%	54
Employer	6.63%	11
Kirtland Employee/Kirtland Recruiter	3.01%	5
Kirtland Student	10.24%	17
Kirtland website	8.43%	14
TV commercial	0.60%	1
Radio commercial	0.60%	1
Newspaper ad	0.00%	0
Brochure/Postcard	0.60%	1
Academic reputation	6.02%	10
Open admissions policy	3.61%	6
Appearance of grounds/facilities	3.61%	6
Availability of financial aid	19.28%	32
Availability of placement/career counseling	2.41%	4
Flexibility of scheduling	23.49%	39
Courses/Programs offered	35.54%	59
Ease of transferring credits to other school(s)	15.66%	26
Low tuition costs	24.70%	41
Relevance of courses/programs to job	9.04%	15
Athletics	1.20%	2
Technology	1.81%	3
Unemployment	1.81%	3
Michigan Works	5.42%	9
Military Friendly College/Veteran Benefits	1.20%	2
College Night	0.60%	1
Food Services - Kirtland Grill	0.60%	1
Biggby Coffee Shop	5.42%	9

Fall 2022 Student Survey

Social Media (Facebook/Instagram/Twitter/Snapchat, etc.)	3.61%	6
Streaming Services (Spotify, Pandora, Apple Music, SoundCloud and YouTube Music, etc.)	0.00%	0
Dual Enrollment or Early College (High School)	10.24%	17
Other, please specify	9.04%	15
Total Respondents: 166		

Q2 Which of the following did you take advantage of while still in high school?

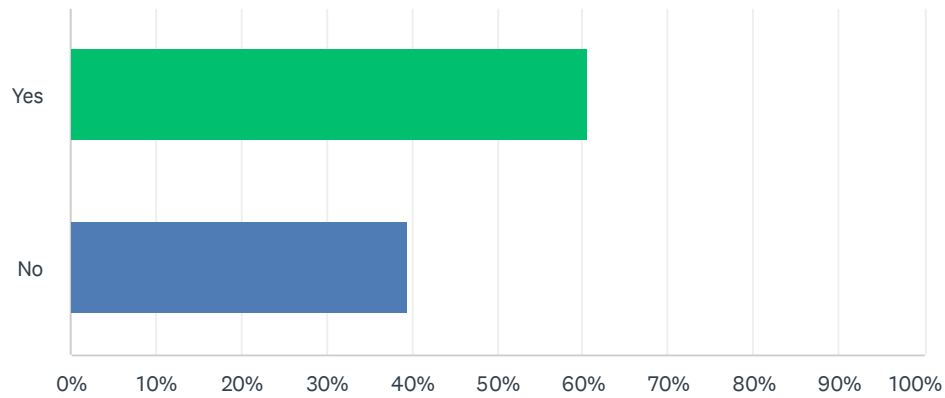
Answered: 165 Skipped: 1



ANSWER CHOICES	RESPONSES	
Advanced Placement (AP) classes	20.61%	34
CTE courses (through COOR ISD or a College)	10.30%	17
Dual Enrollment classes	28.48%	47
Early College (13th year)	1.82%	3
None of the above	53.94%	89
Total Respondents: 165		

Q3 Was Kirtland Community College your first choice to attend?

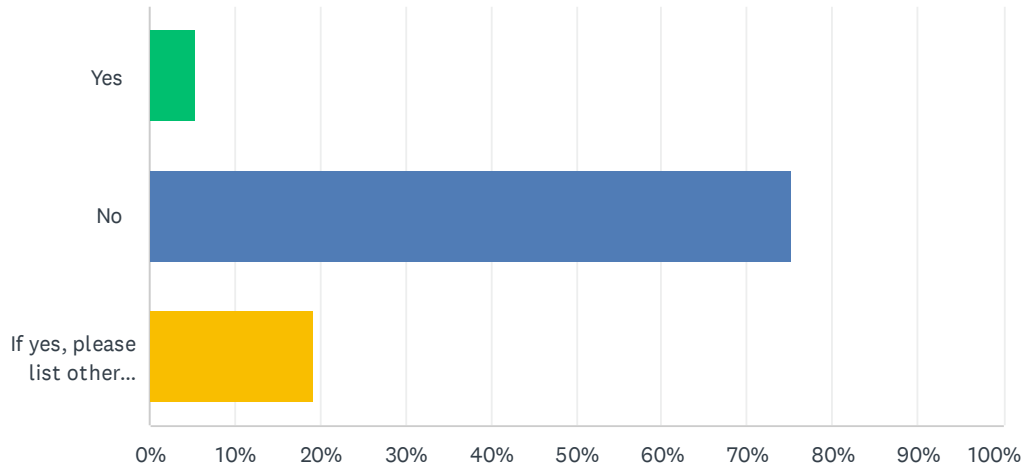
Answered: 165 Skipped: 1



ANSWER CHOICES	RESPONSES	
Yes	60.61%	100
No	39.39%	65
TOTAL		165

Q4 When you applied for admission to Kirtland, did you apply at any other schools?

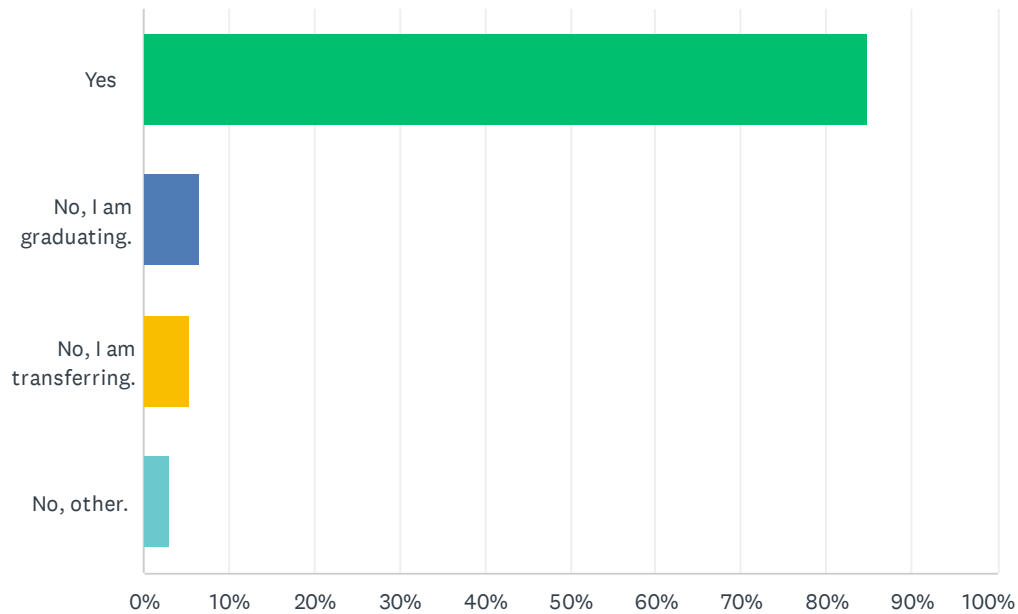
Answered: 166 Skipped: 0



ANSWER CHOICES	RESPONSES	
Yes	5.42%	9
No	75.30%	125
If yes, please list other schools.	19.28%	32
TOTAL		166

Q5 Do you plan to enroll at Kirtland for classes next semester?

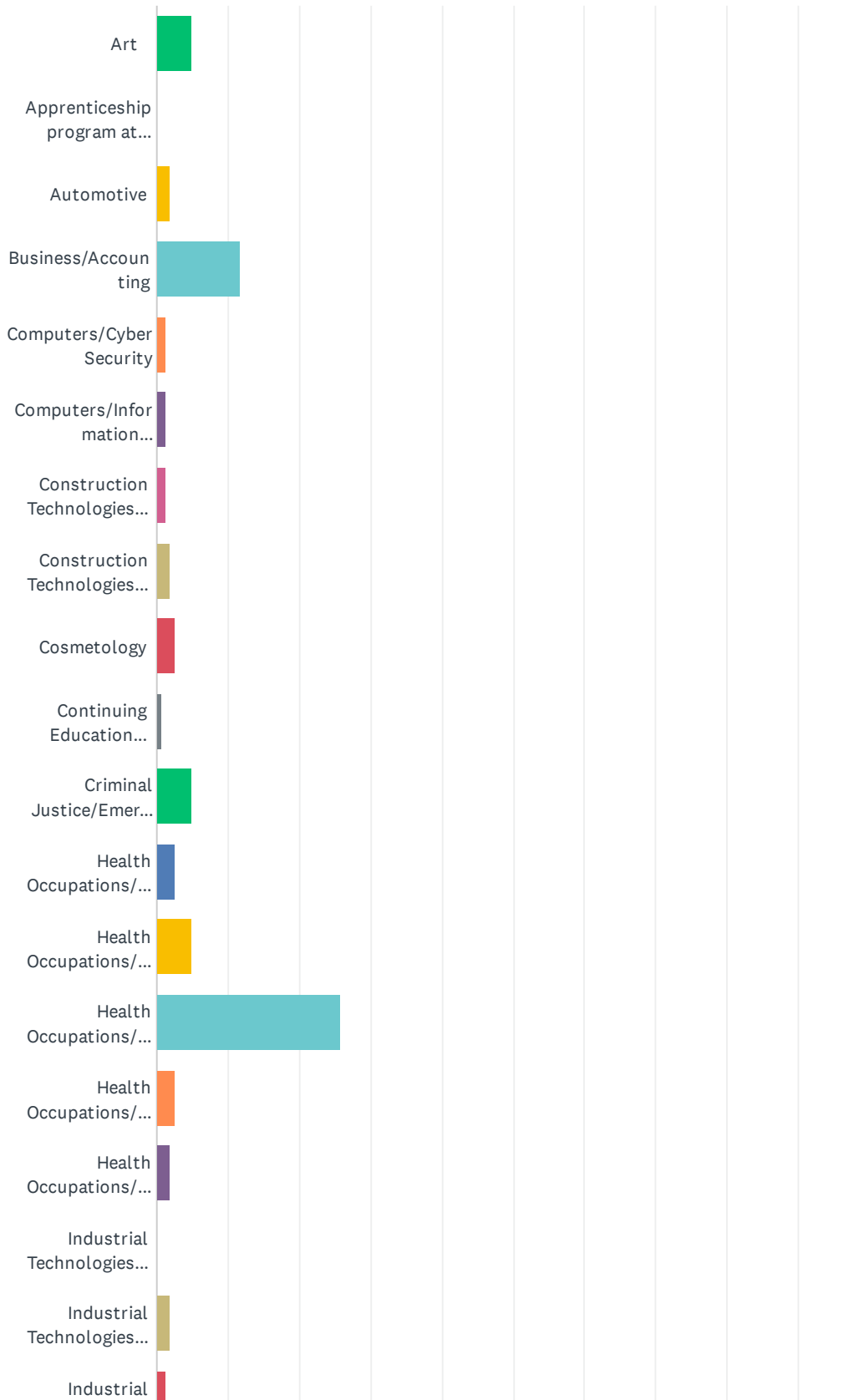
Answered: 166 Skipped: 0



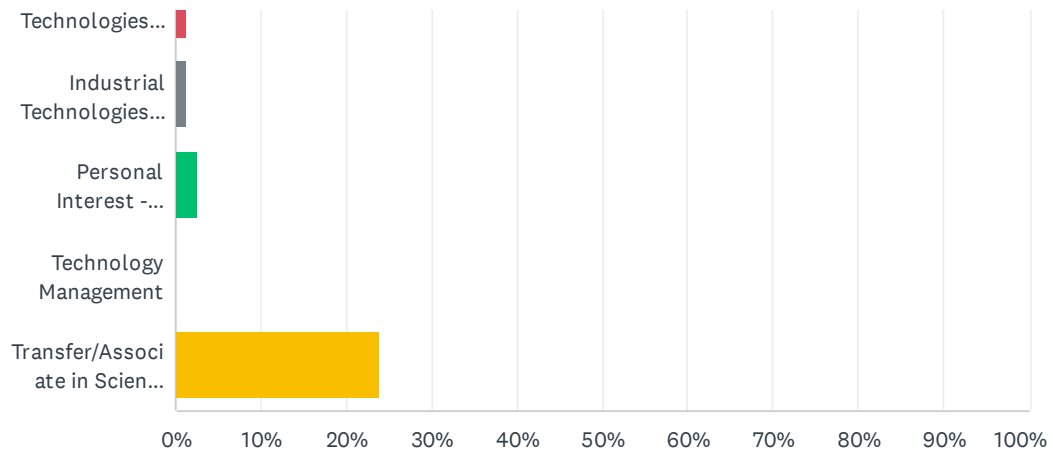
ANSWER CHOICES	RESPONSES	
Yes	84.94%	141
No, I am graduating.	6.63%	11
No, I am transferring.	5.42%	9
No, other.	3.01%	5
TOTAL		166

Q6 What program area are you currently enrolled in?

Answered: 163 Skipped: 3



Fall 2022 Student Survey

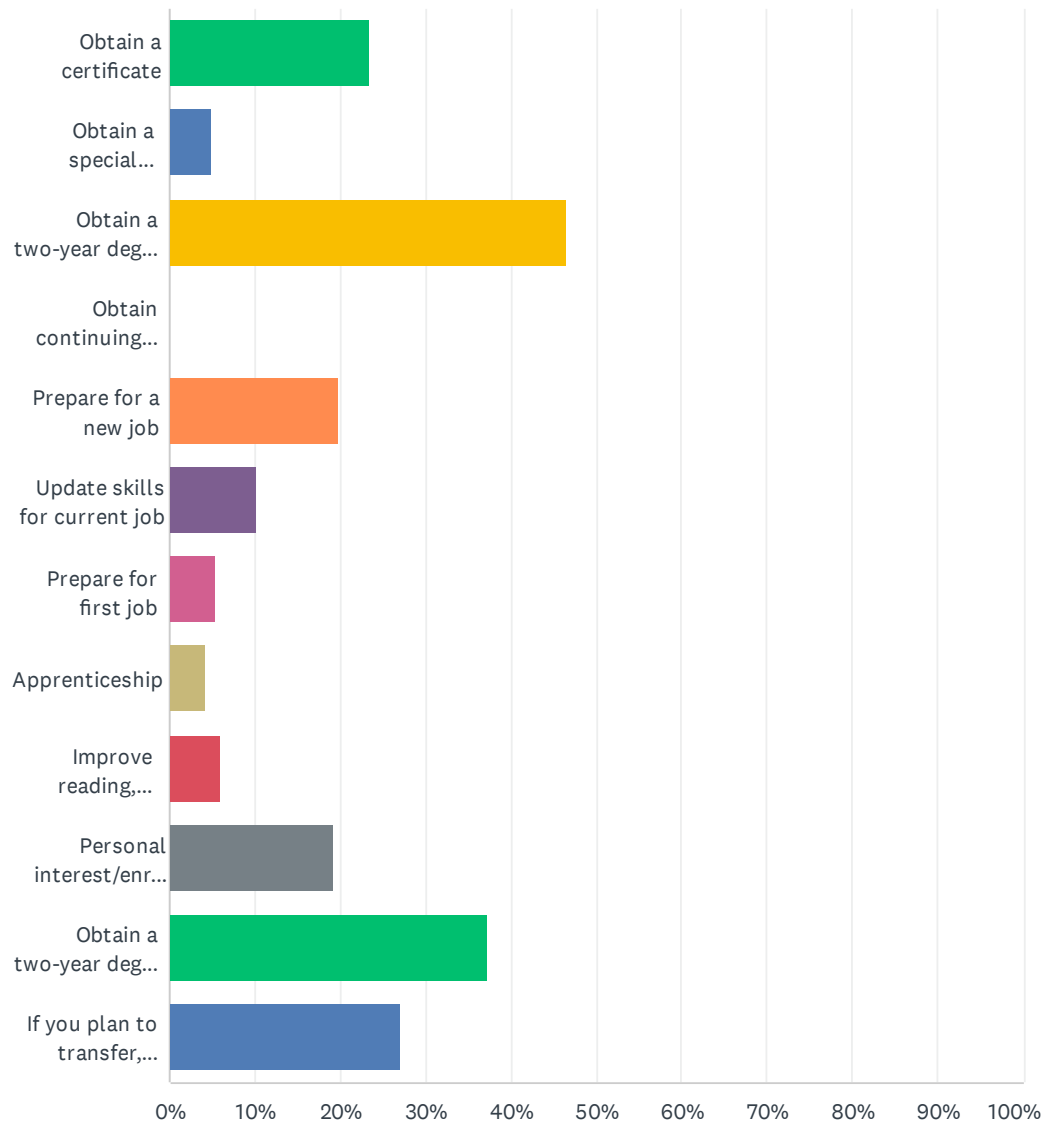


Fall 2022 Student Survey

ANSWER CHOICES	RESPONSES	
Art	4.91%	8
Apprenticeship program at Kirtland	0.00%	0
Automotive	1.84%	3
Business/Accounting	11.66%	19
Computers/Cyber Security	1.23%	2
Computers/Information Technology	1.23%	2
Construction Technologies/HVAC	1.23%	2
Construction Technologies/Electrical	1.84%	3
Cosmetology	2.45%	4
Continuing Education course(s) at Kirtland	0.61%	1
Criminal Justice/Emergency Services/Police Academy	4.91%	8
Health Occupations/Medical Assistant	2.45%	4
Health Occupations/Medical Billing & Coding	4.91%	8
Health Occupations/Nursing	25.77%	42
Health Occupations/Sonography	2.45%	4
Health Occupations/Surgical Technology	1.84%	3
Industrial Technologies/CNC Machinist	0.00%	0
Industrial Technologies/Mechatronics/Automation & Controls/Facility & Energy	1.84%	3
Industrial Technologies/Welding & Fabricating	1.23%	2
Industrial Technologies/Wood Science	1.23%	2
Personal Interest - Nondegree Seeking	2.45%	4
Technology Management	0.00%	0
Transfer/Associate in Science and Arts	23.93%	39
TOTAL		163

Q7 What is your goal in attending Kirtland? Mark all that apply.

Answered: 166 Skipped: 0

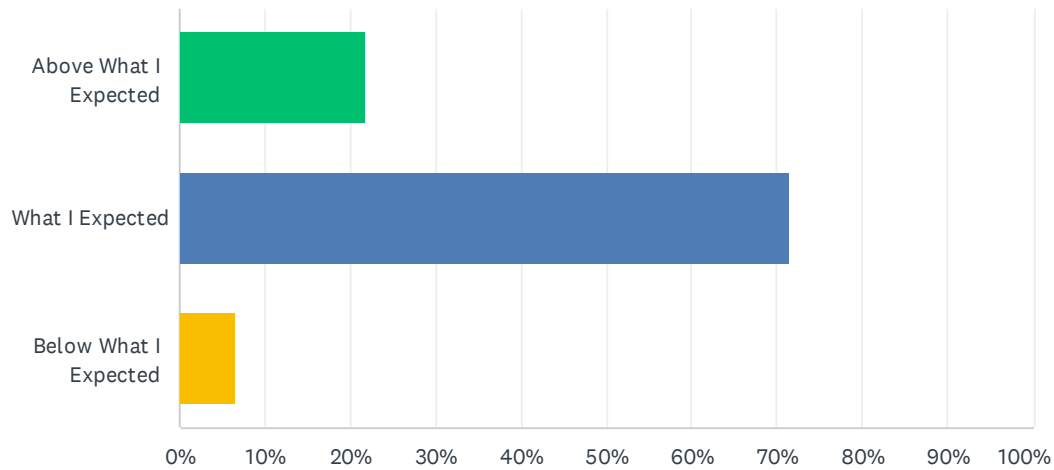


Fall 2022 Student Survey

ANSWER CHOICES	RESPONSES	
Obtain a certificate	23.49%	39
Obtain a special certificate	4.82%	8
Obtain a two-year degree and enter the workforce	46.39%	77
Obtain continuing education credit (CEU)	0.00%	0
Prepare for a new job	19.88%	33
Update skills for current job	10.24%	17
Prepare for first job	5.42%	9
Apprenticeship	4.22%	7
Improve reading, writing and/or math skills	6.02%	10
Personal interest/enrichment	19.28%	32
Obtain a two-year degree and transfer to a 4-year college	37.35%	62
If you plan to transfer, please list which college?	27.11%	45
Total Respondents: 166		

Q8 Is the level of academic challenge at Kirtland what you expected?

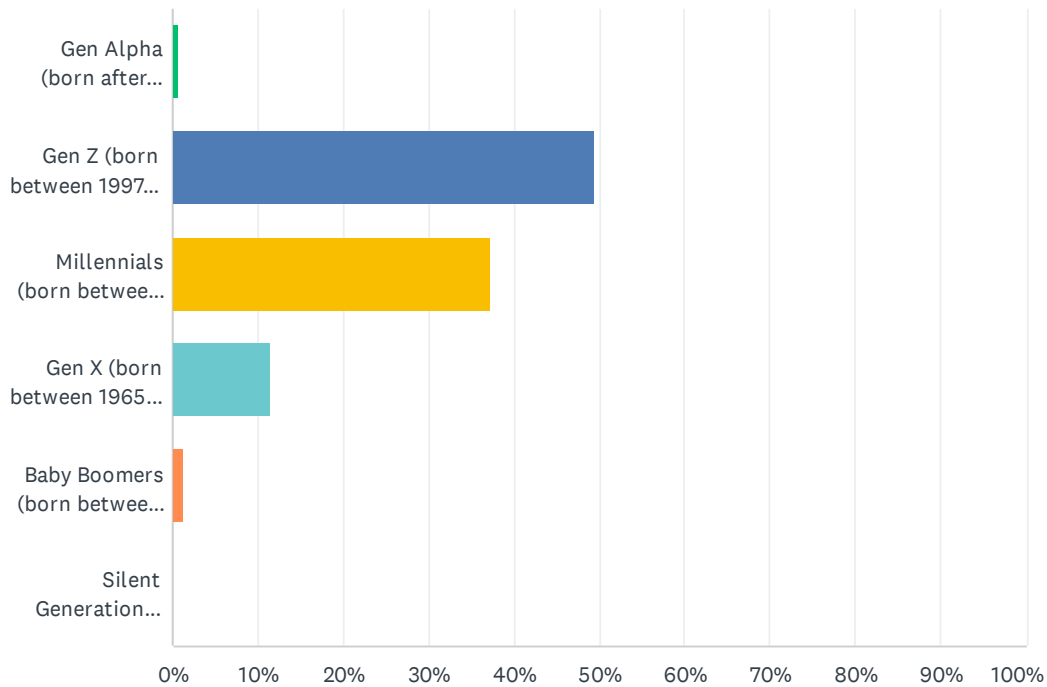
Answered: 165 Skipped: 1



ANSWER CHOICES	RESPONSES	
Above What I Expected	21.82%	36
What I Expected	71.52%	118
Below What I Expected	6.67%	11
TOTAL		165

Q9 To which generation do you belong?

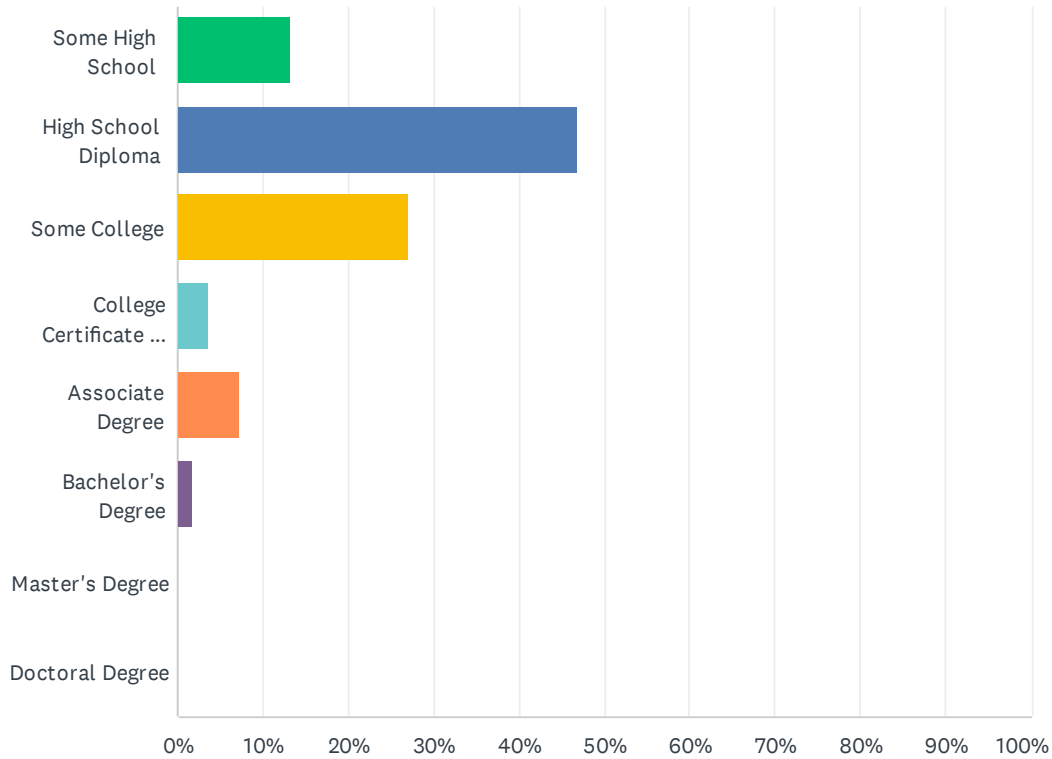
Answered: 166 Skipped: 0



ANSWER CHOICES	RESPONSES	
Gen Alpha (born after 2011)	0.60%	1
Gen Z (born between 1997 - 2010)	49.40%	82
Millennials (born between 1981 - 1996)	37.35%	62
Gen X (born between 1965 - 1980)	11.45%	19
Baby Boomers (born between 1946 - 1964)	1.20%	2
Silent Generation (born before 1945)	0.00%	0
TOTAL		166

Q10 What is the highest level of education you received prior to enrolling at Kirtland?

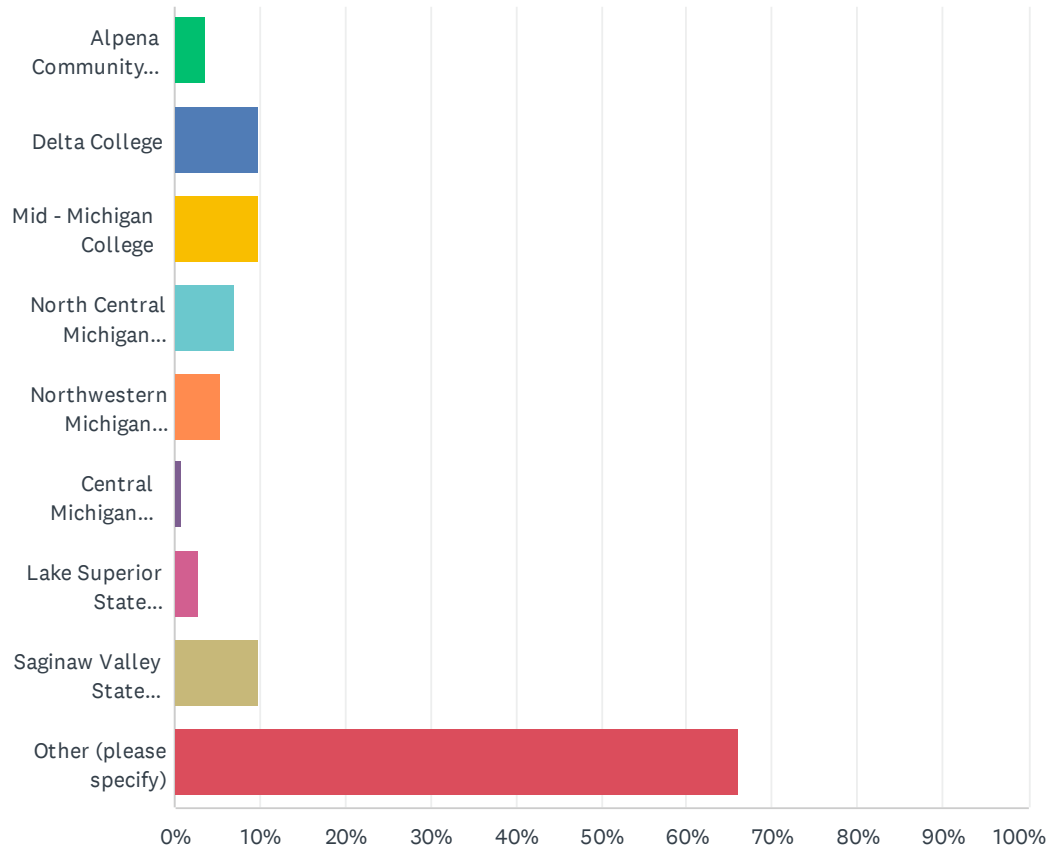
Answered: 166 Skipped: 0



ANSWER CHOICES	RESPONSES	
Some High School	13.25%	22
High School Diploma	46.99%	78
Some College	27.11%	45
College Certificate of Completion	3.61%	6
Associate Degree	7.23%	12
Bachelor's Degree	1.81%	3
Master's Degree	0.00%	0
Doctoral Degree	0.00%	0
TOTAL		166

Q11 What other colleges have you attended since graduating high school? Mark all that apply.

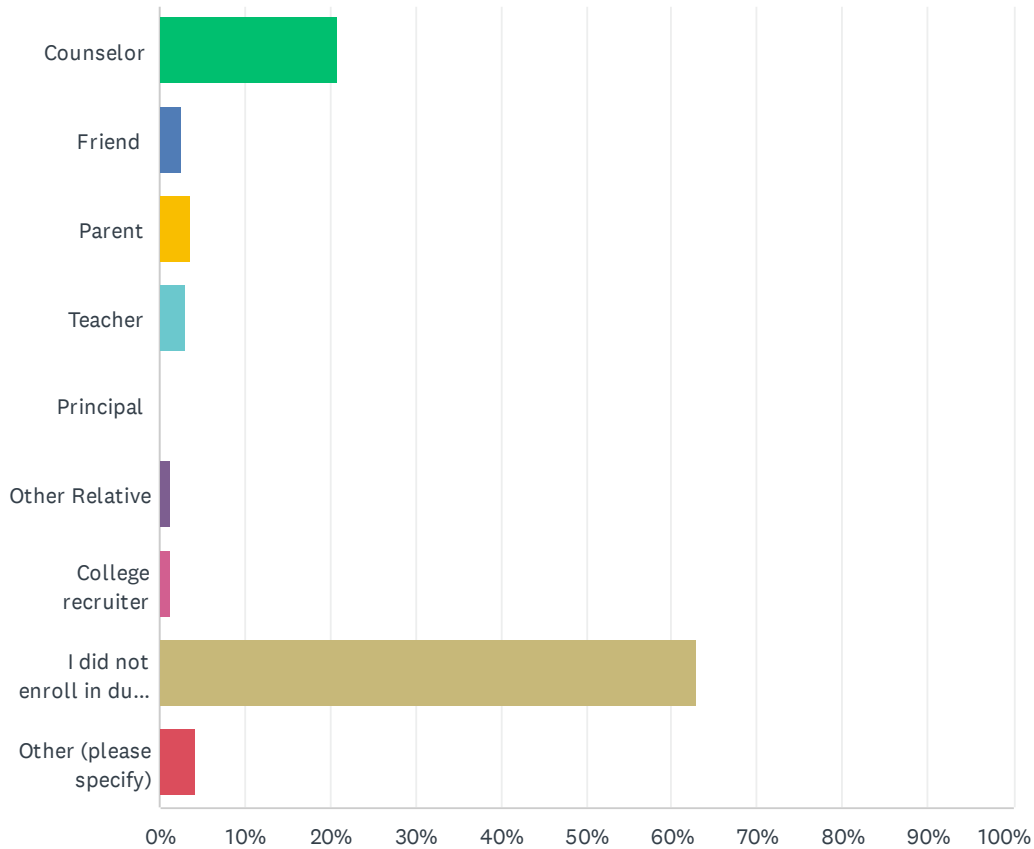
Answered: 112 Skipped: 54



ANSWER CHOICES	RESPONSES	
Alpena Community College	3.57%	4
Delta College	9.82%	11
Mid - Michigan College	9.82%	11
North Central Michigan College	7.14%	8
Northwestern Michigan College	5.36%	6
Central Michigan University	0.89%	1
Lake Superior State University	2.68%	3
Saginaw Valley State University	9.82%	11
Other (please specify)	66.07%	74
Total Respondents: 112		

Q12 How did you learn about dual enrollment or who encouraged you to enroll in a Kirtland course while still in high school?

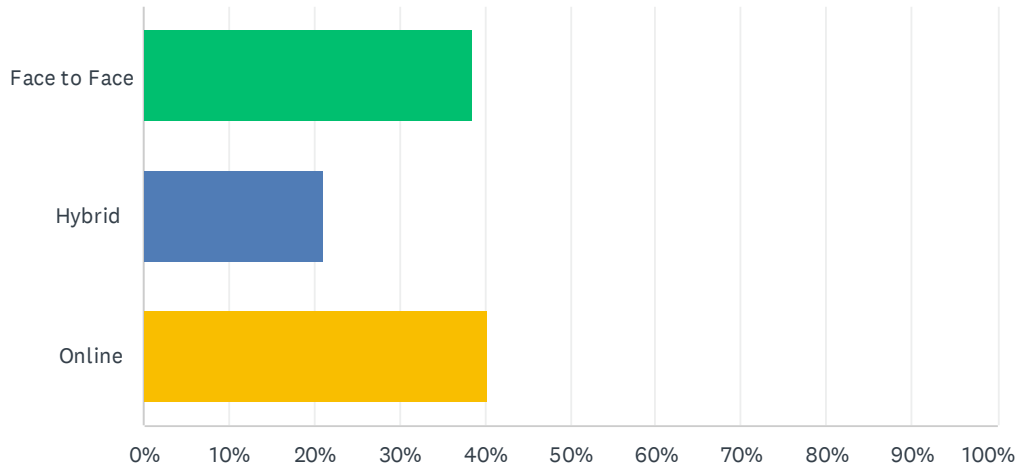
Answered: 162 Skipped: 4



ANSWER CHOICES	RESPONSES	
Counselor	20.99%	34
Friend	2.47%	4
Parent	3.70%	6
Teacher	3.09%	5
Principal	0.00%	0
Other Relative	1.23%	2
College recruiter	1.23%	2
I did not enroll in dual enrollment or college while in high school	62.96%	102
Other (please specify)	4.32%	7
TOTAL		162

Q13 Reflecting on your Kirtland experience, which course delivery method do you prefer?

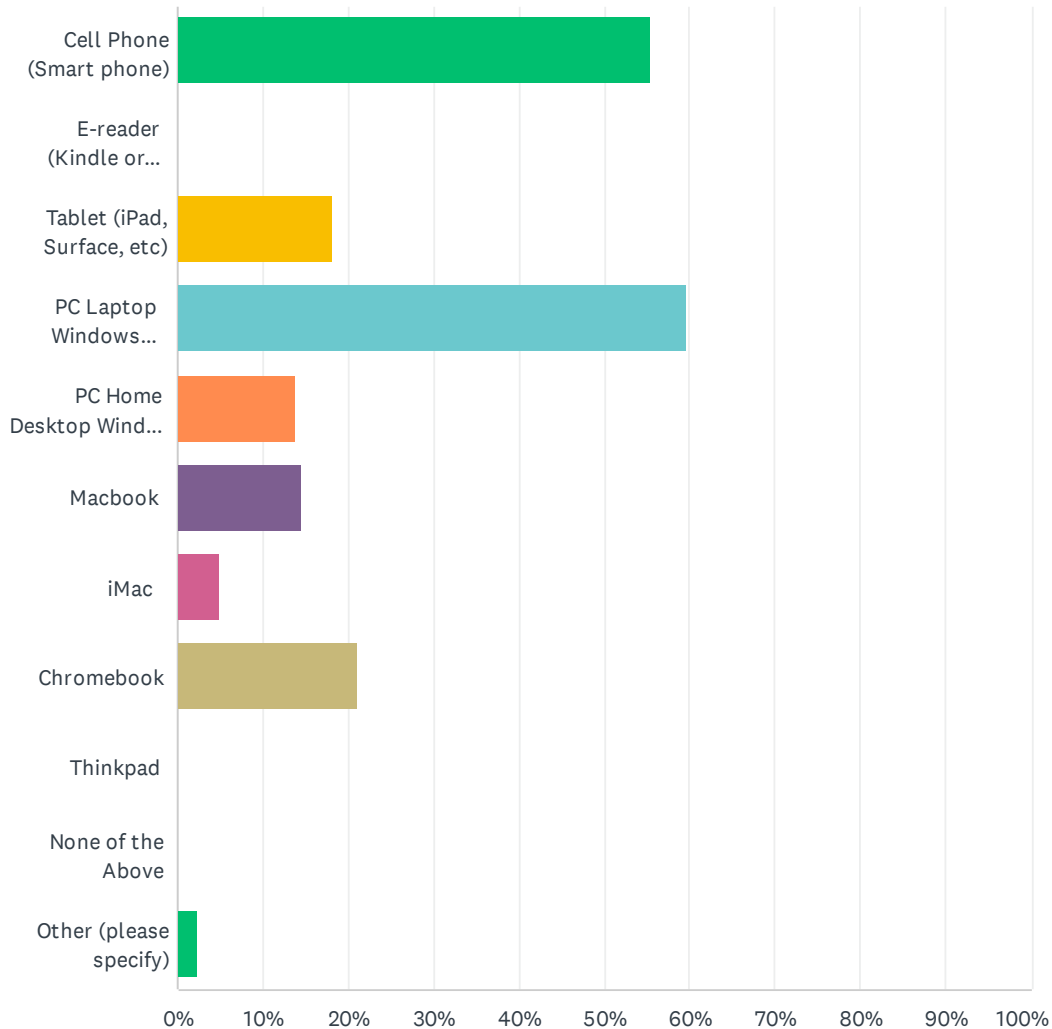
Answered: 166 Skipped: 0



ANSWER CHOICES	RESPONSES	
Face to Face	38.55%	64
Hybrid	21.08%	35
Online	40.36%	67
TOTAL		166

Q14 Which type of device(s), if any, do you primarily use for classwork, research, and communication?

Answered: 166 Skipped: 0

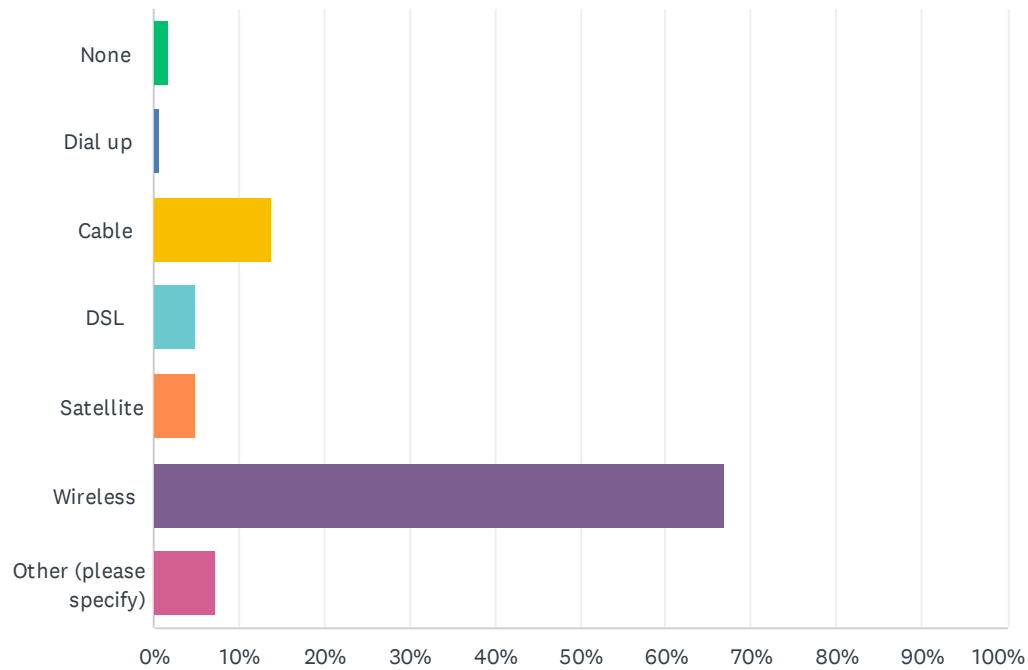


Fall 2022 Student Survey

ANSWER CHOICES	RESPONSES	
Cell Phone (Smart phone)	55.42%	92
E-reader (Kindle or Nook)	0.00%	0
Tablet (iPad, Surface, etc)	18.07%	30
PC Laptop Windows Computer	59.64%	99
PC Home Desktop Windows Computer	13.86%	23
Macbook	14.46%	24
iMac	4.82%	8
Chromebook	21.08%	35
Thinkpad	0.00%	0
None of the Above	0.00%	0
Other (please specify)	2.41%	4
Total Respondents: 166		

Q15 Please select the type of Internet access you have at home?

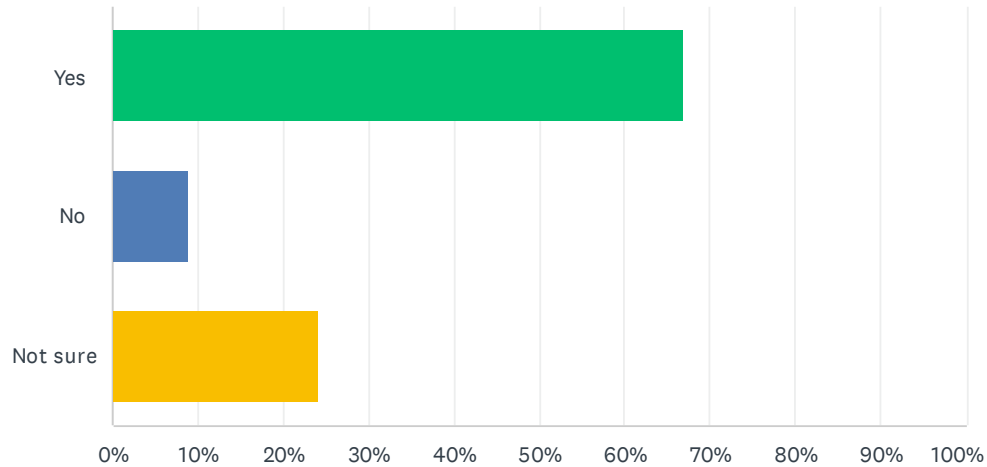
Answered: 166 Skipped: 0



ANSWER CHOICES	RESPONSES	
None	1.81%	3
Dial up	0.60%	1
Cable	13.86%	23
DSL	4.82%	8
Satellite	4.82%	8
Wireless	66.87%	111
Other (please specify)	7.23%	12
TOTAL		166

Q16 Do you, as a Kirtland student, feel there are pathways that are readily accessible and available to you for expressing complaints?

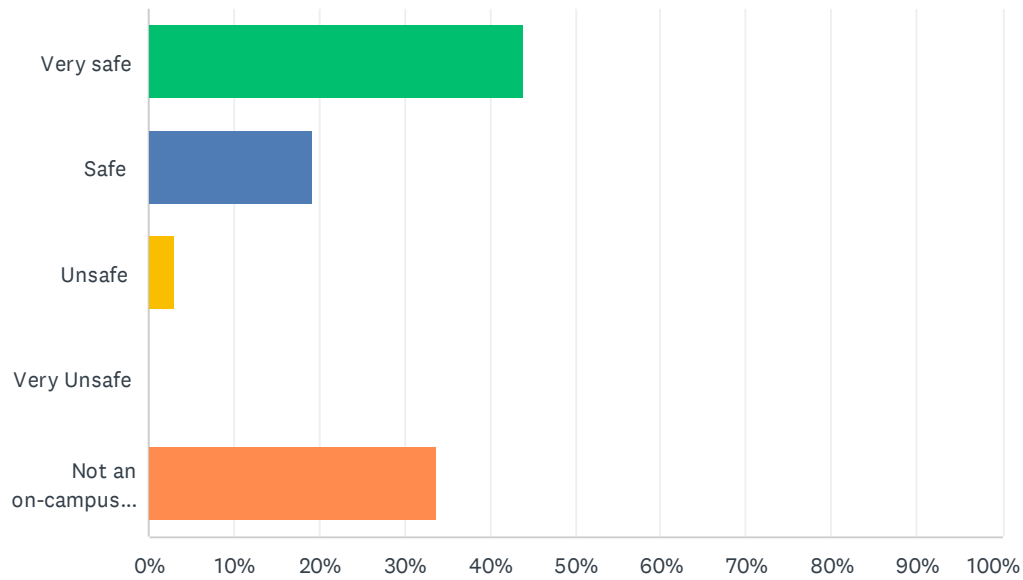
Answered: 166 Skipped: 0



ANSWER CHOICES	RESPONSES	
Yes	66.87%	111
No	9.04%	15
Not sure	24.10%	40
TOTAL		166

Q17 How safe do you, as a Kirtland student, feel while on campus?

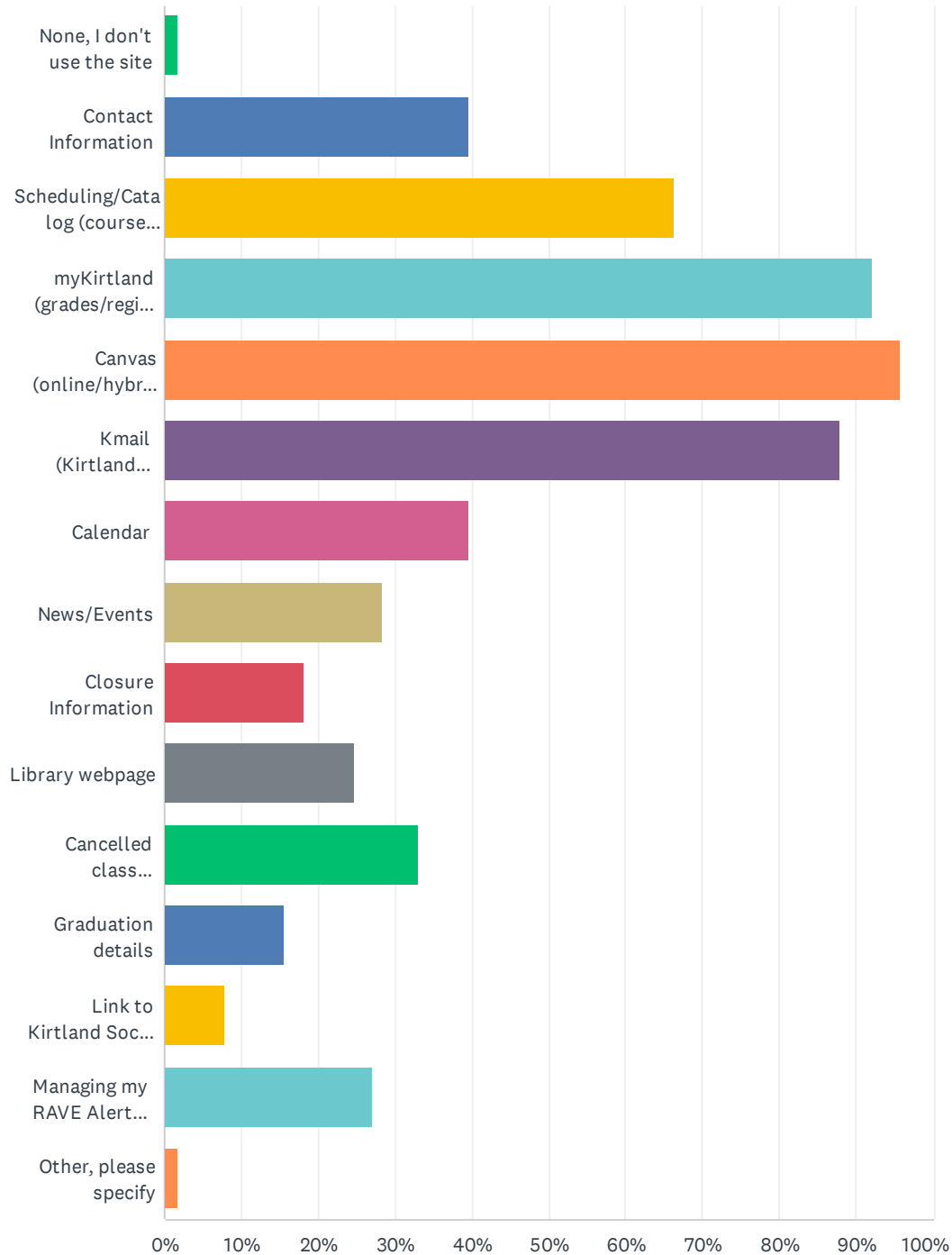
Answered: 166 Skipped: 0



ANSWER CHOICES	RESPONSES	
Very safe	43.98%	73
Safe	19.28%	32
Unsafe	3.01%	5
Very Unsafe	0.00%	0
Not an on-campus student	33.73%	56
TOTAL		166

Q18 Which services do you use the Kirtland website for? Mark all that apply.

Answered: 166 Skipped: 0

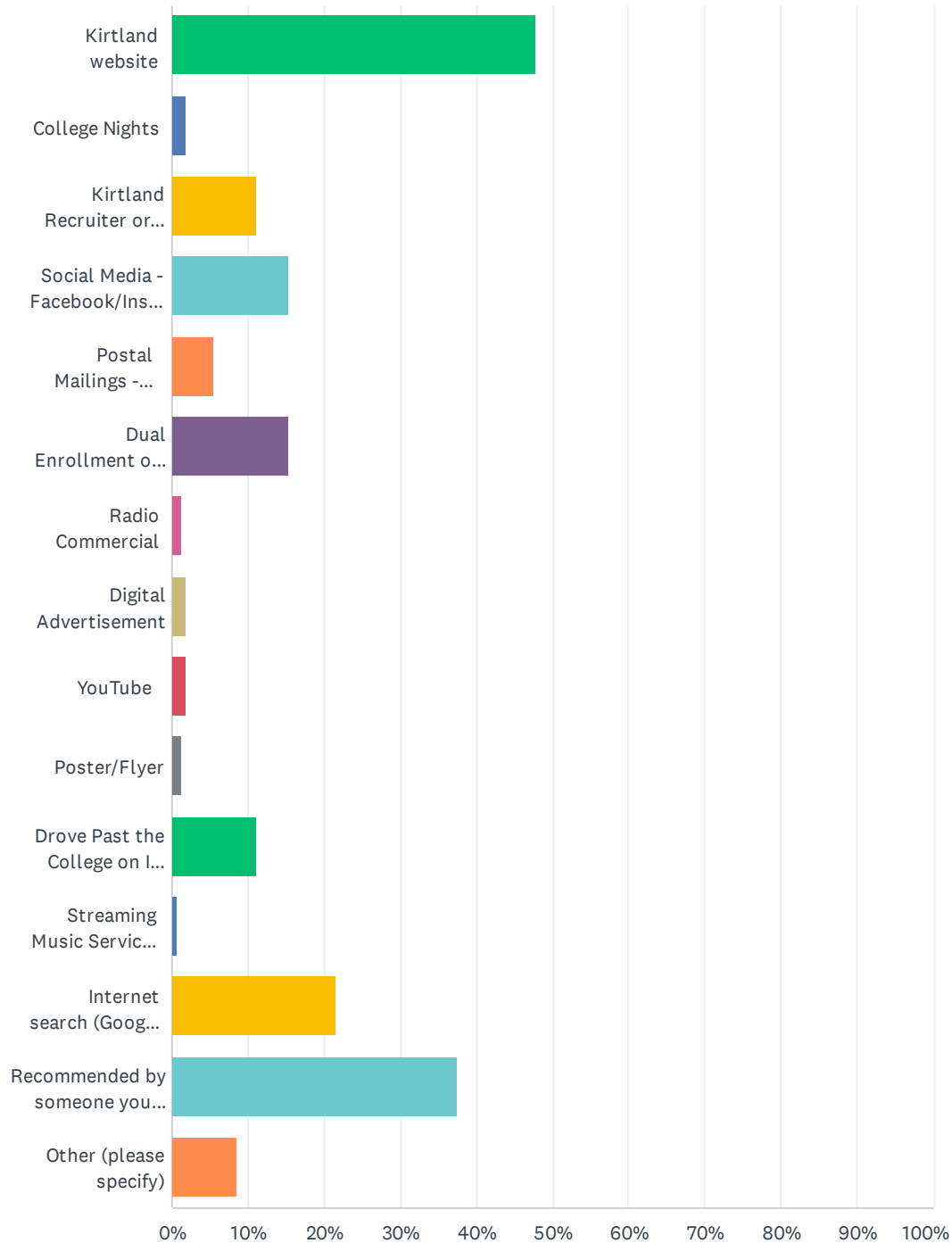


Fall 2022 Student Survey

ANSWER CHOICES	RESPONSES	
None, I don't use the site	1.81%	3
Contact Information	39.76%	66
Scheduling/Catalog (course information)	66.27%	110
myKirtland (grades/registration)	92.17%	153
Canvas (online/hybrid course delivery)	95.78%	159
Kmail (Kirtland Google email)	87.95%	146
Calendar	39.76%	66
News/Events	28.31%	47
Closure Information	18.07%	30
Library webpage	24.70%	41
Cancelled class information in myKirtland or Canvas	33.13%	55
Graduation details	15.66%	26
Link to Kirtland Social Networking pages	7.83%	13
Managing my RAVE Alert account & information	27.11%	45
Other, please specify	1.81%	3
Total Respondents: 166		

Q19 From what marketing tool did you first learn about Kirtland? Mark all that apply.

Answered: 163 Skipped: 3

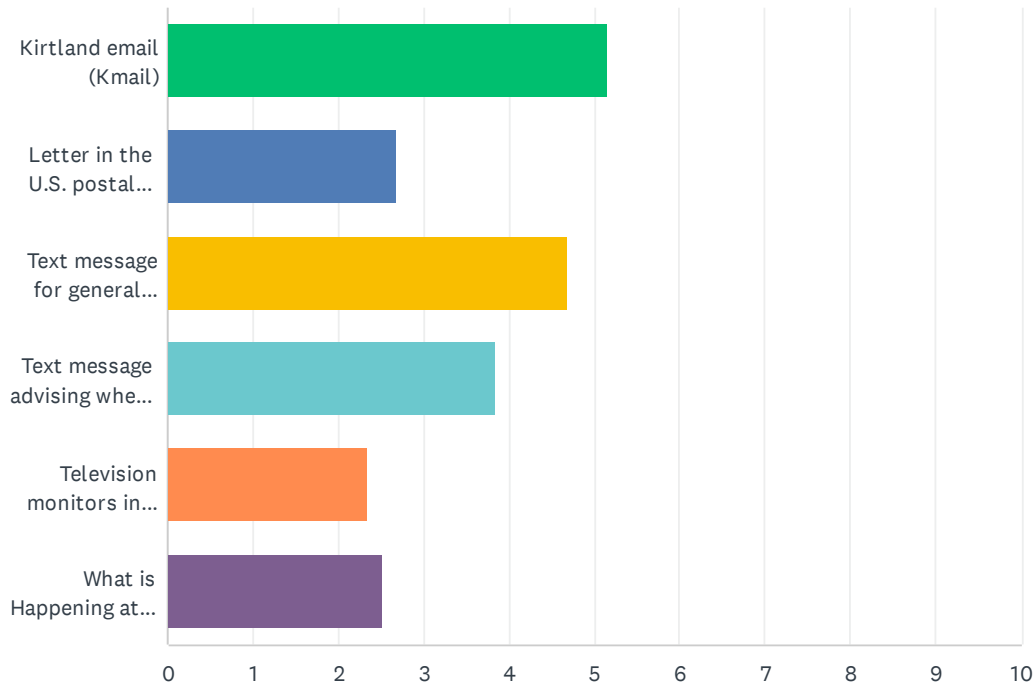


Fall 2022 Student Survey

ANSWER CHOICES	RESPONSES	
Kirtland website	47.85%	78
College Nights	1.84%	3
Kirtland Recruiter or Someone from Kirtland visited my high school	11.04%	18
Social Media - Facebook/Instagram/Twitter/Snapchat, etc.	15.34%	25
Postal Mailings - Postcard/Brochure	5.52%	9
Dual Enrollment or Early Middle College (High School)	15.34%	25
Radio Commercial	1.23%	2
Digital Advertisement	1.84%	3
YouTube	1.84%	3
Poster/Flyer	1.23%	2
Drove Past the College on I-75 and was interested	11.04%	18
Streaming Music Services (Spotify, Pandora, Apple Music, SoundCloud, YouTube Music, etc.)	0.61%	1
Internet search (Google, Firefox, Safari, etc.)	21.47%	35
Recommended by someone you know/Word of mouth (high school teacher/counselor, employer, family, friends, etc.)	37.42%	61
Other (please specify)	8.59%	14
Total Respondents: 163		

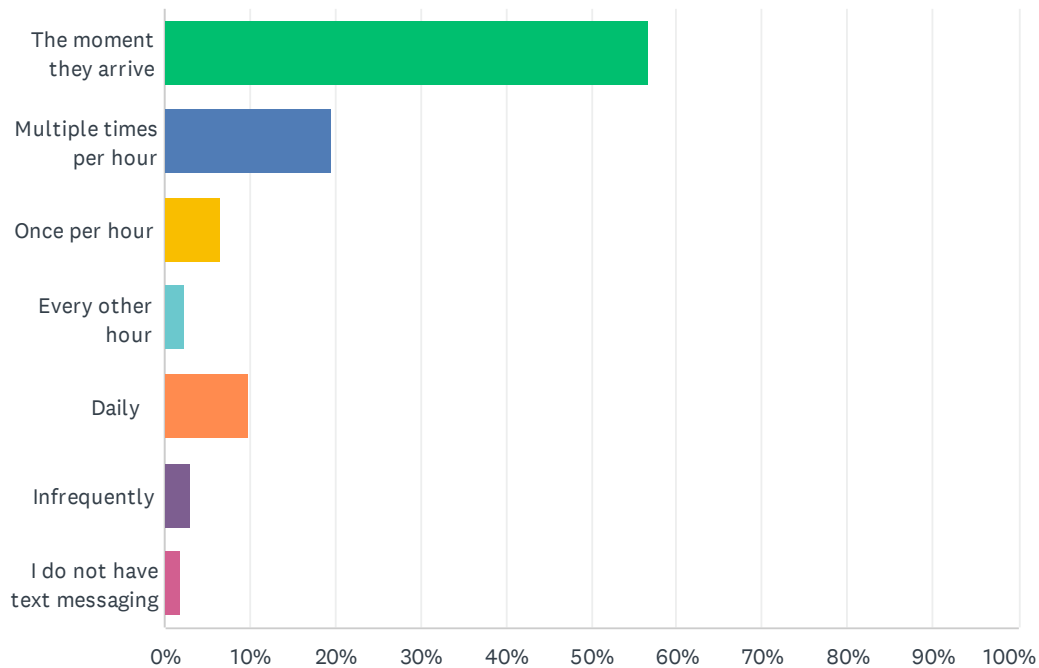
Q20 Rank the following choices for receiving messages from Kirtland (college-related communication not including RAVE security alerts). 1 = most preferred, 6 = least preferred

Answered: 161 Skipped: 5



Q21 How frequently do you check your text messages?

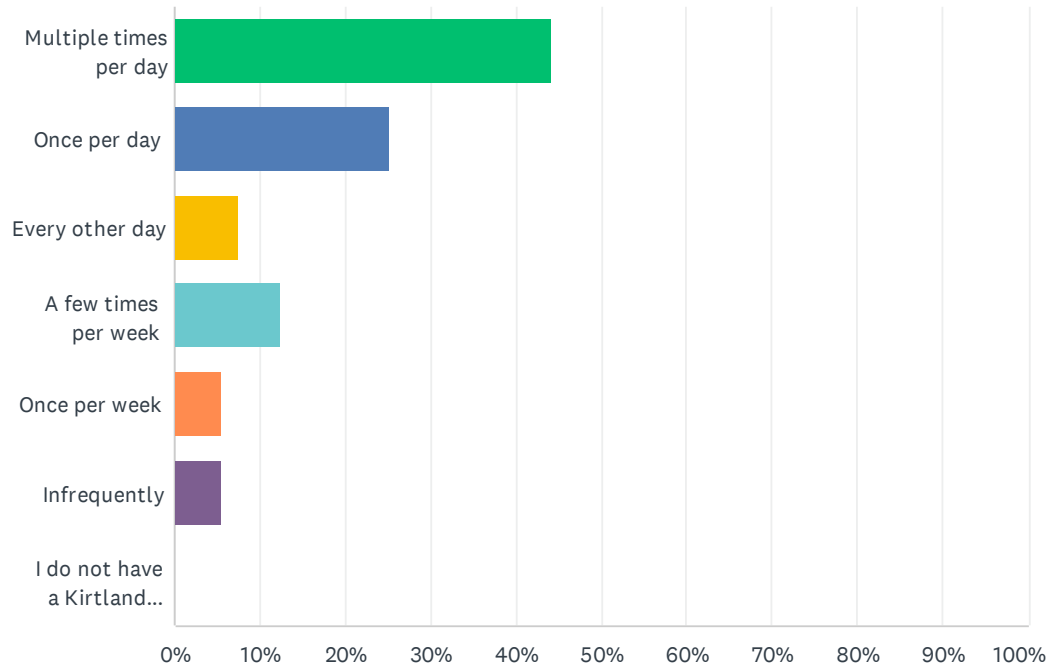
Answered: 164 Skipped: 2



ANSWER CHOICES	RESPONSES	
The moment they arrive	56.71%	93
Multiple times per hour	19.51%	32
Once per hour	6.71%	11
Every other hour	2.44%	4
Daily	9.76%	16
Infrequently	3.05%	5
I do not have text messaging	1.83%	3
TOTAL		164

Q22 How frequently do you check your Kirtland email (*****@kirtland.edu)?

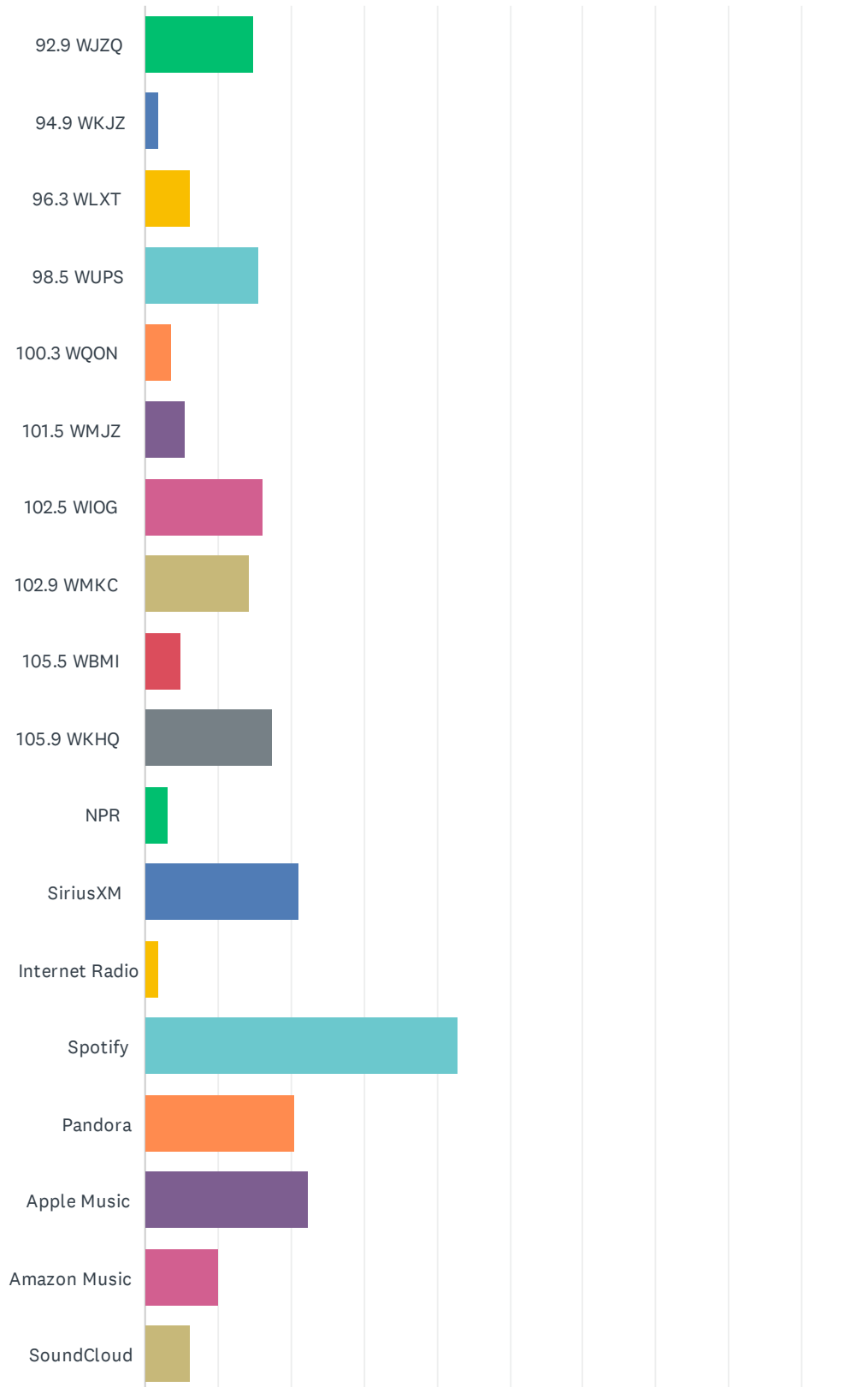
Answered: 163 Skipped: 3



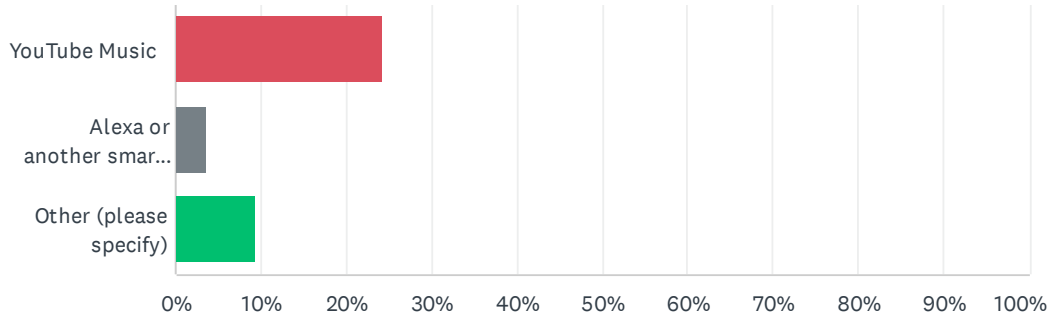
ANSWER CHOICES	RESPONSES	
Multiple times per day	44.17%	72
Once per day	25.15%	41
Every other day	7.36%	12
A few times per week	12.27%	20
Once per week	5.52%	9
Infrequently	5.52%	9
I do not have a Kirtland email	0.00%	0
TOTAL		163

Q23 What radio stations or music streaming services do you regularly listen to? Mark all that apply.

Answered: 161 Skipped: 5



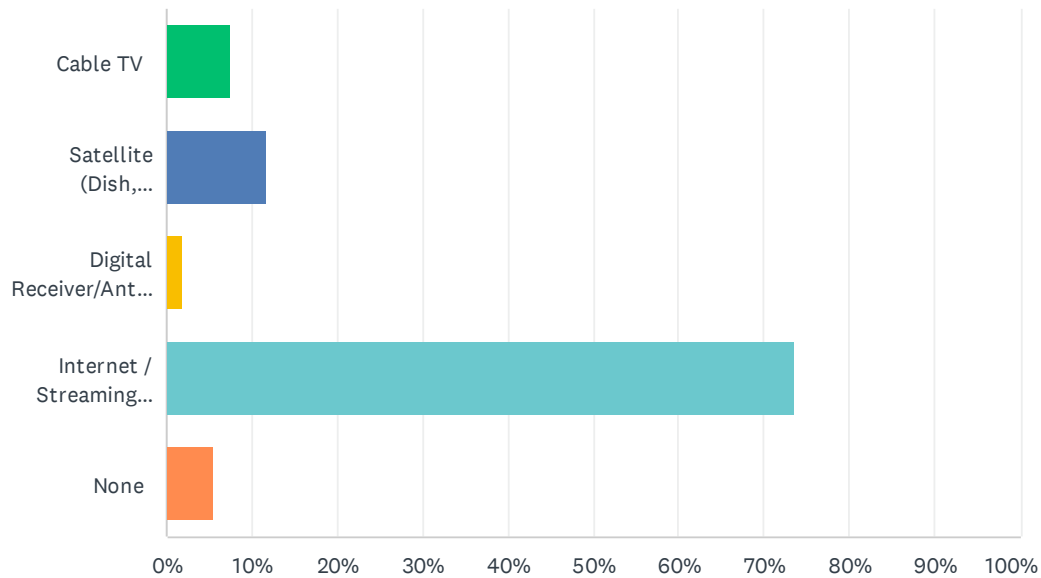
Fall 2022 Student Survey



ANSWER CHOICES	RESPONSES	
92.9 WJZQ	14.91%	24
94.9 WKJZ	1.86%	3
96.3 WLXT	6.21%	10
98.5 WUPS	15.53%	25
100.3 WQON	3.73%	6
101.5 WMJZ	5.59%	9
102.5 WIOG	16.15%	26
102.9 WMKC	14.29%	23
105.5 WBMI	4.97%	8
105.9 WKHQ	17.39%	28
NPR	3.11%	5
SiriusXM	21.12%	34
Internet Radio	1.86%	3
Spotify	42.86%	69
Pandora	20.50%	33
Apple Music	22.36%	36
Amazon Music	9.94%	16
SoundCloud	6.21%	10
YouTube Music	24.22%	39
Alexa or another smart speaker	3.73%	6
Other (please specify)	9.32%	15
Total Respondents: 161		

Q24 How do you get television access?

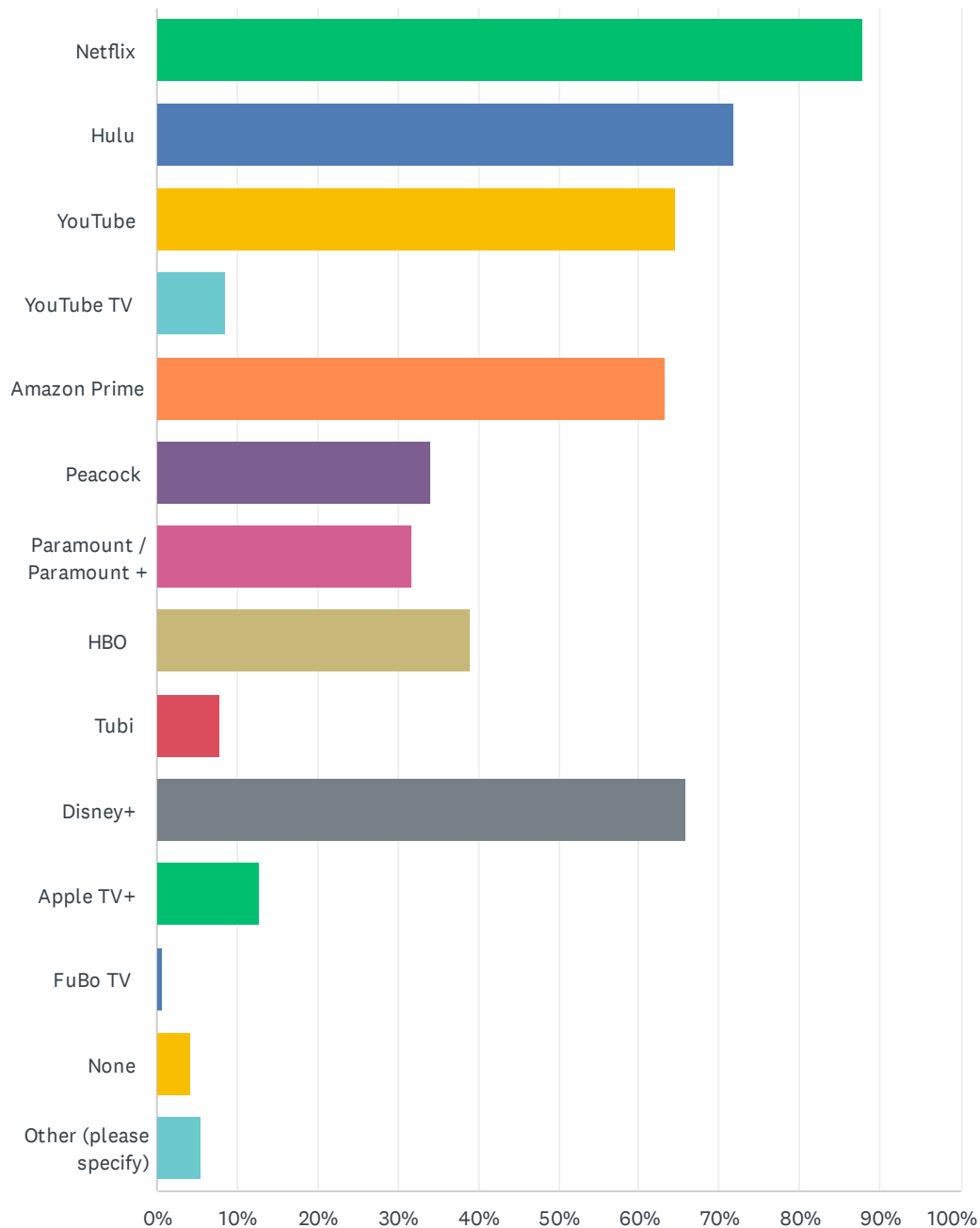
Answered: 163 Skipped: 3



ANSWER CHOICES	RESPONSES	
Cable TV	7.36%	12
Satellite (Dish, DirectTV, etc.)	11.66%	19
Digital Receiver/Antenna	1.84%	3
Internet / Streaming (Hulu, Tubi, Prime, etc.)	73.62%	120
None	5.52%	9
TOTAL		163

Q25 What streaming services do you watch? Mark all that apply.

Answered: 164 Skipped: 2

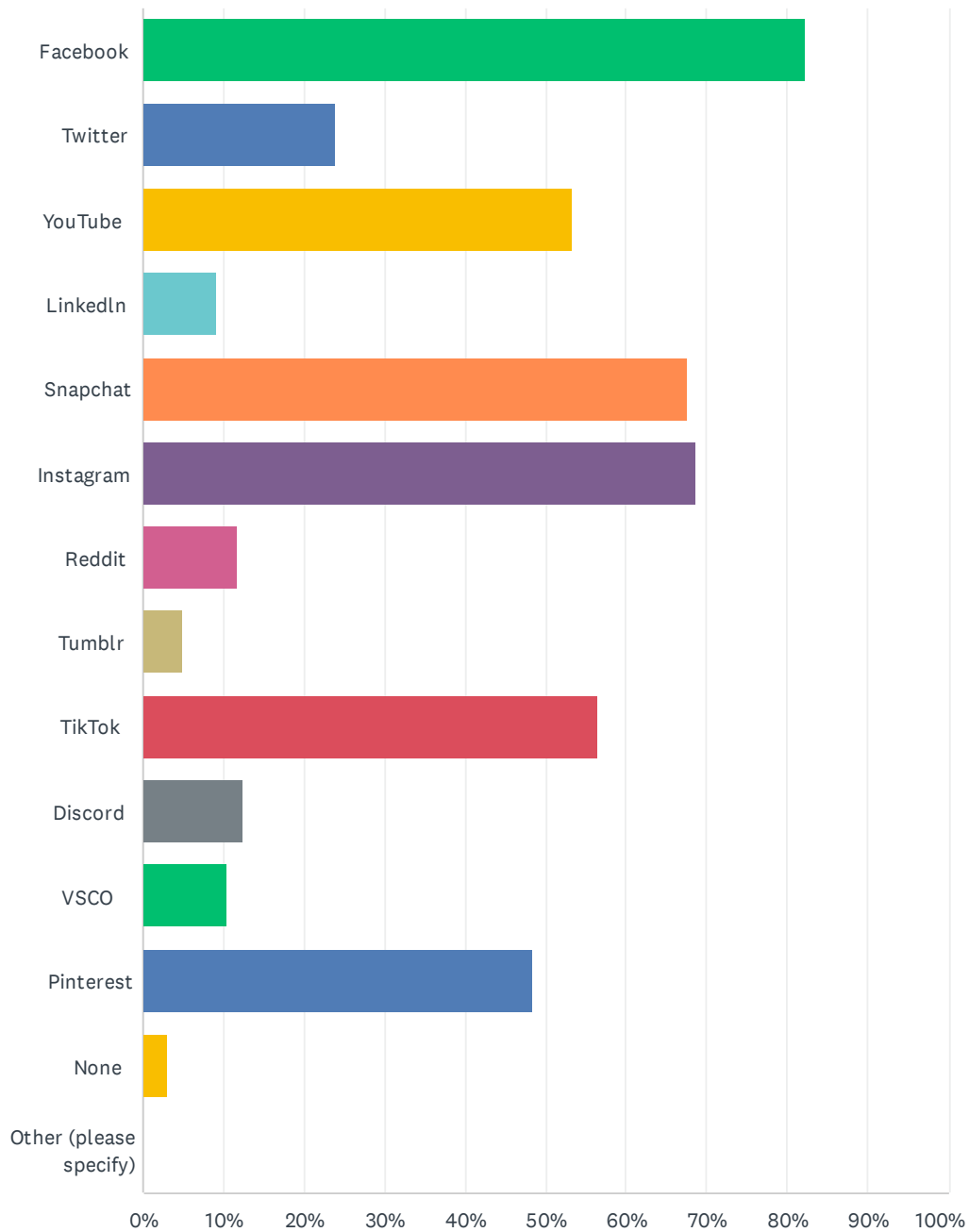


Fall 2022 Student Survey

ANSWER CHOICES	RESPONSES	
Netflix	87.80%	144
Hulu	71.95%	118
YouTube	64.63%	106
YouTube TV	8.54%	14
Amazon Prime	63.41%	104
Peacock	34.15%	56
Paramount / Paramount +	31.71%	52
HBO	39.02%	64
Tubi	7.93%	13
Disney+	65.85%	108
Apple TV+	12.80%	21
FuBo TV	0.61%	1
None	4.27%	7
Other (please specify)	5.49%	9
Total Respondents: 164		

Q26 What social networks do you belong to and use? Mark all that apply.

Answered: 163 Skipped: 3

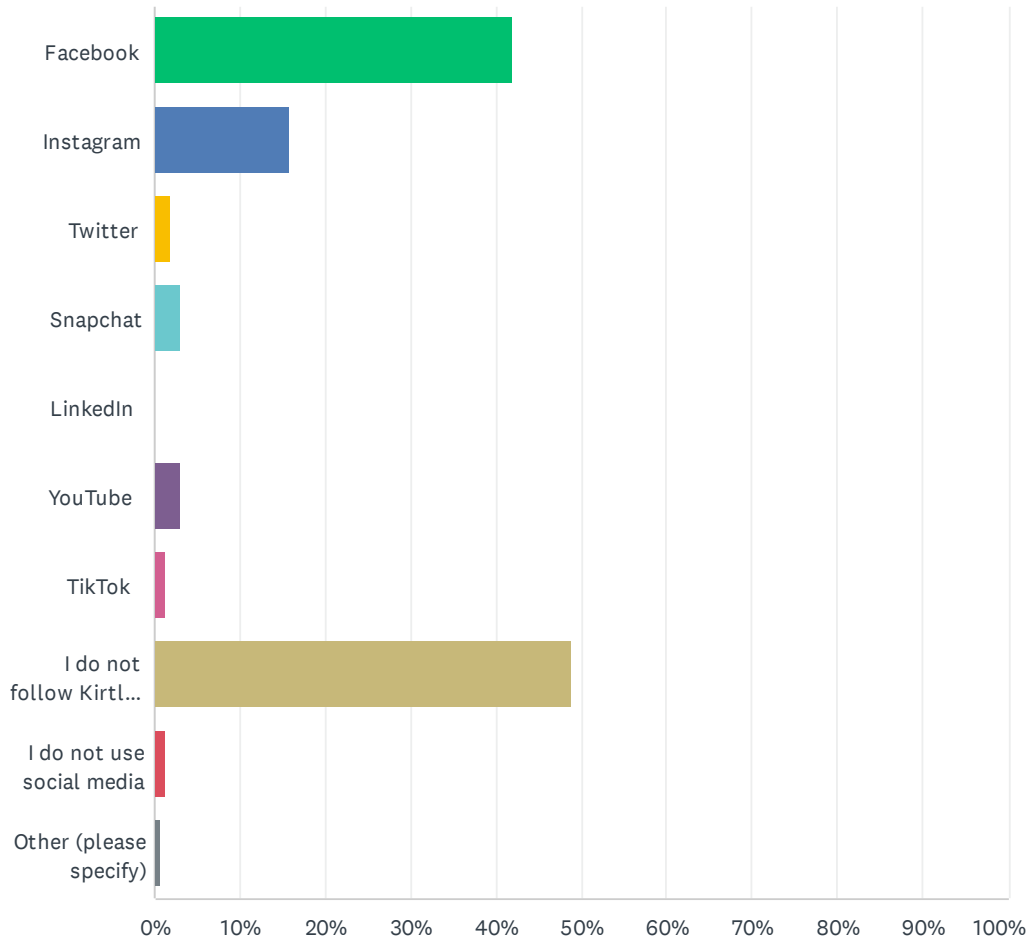


Fall 2022 Student Survey

ANSWER CHOICES	RESPONSES	
Facebook	82.21%	134
Twitter	23.93%	39
YouTube	53.37%	87
LinkedIn	9.20%	15
Snapchat	67.48%	110
Instagram	68.71%	112
Reddit	11.66%	19
Tumblr	4.91%	8
TikTok	56.44%	92
Discord	12.27%	20
VSCO	10.43%	17
Pinterest	48.47%	79
None	3.07%	5
Other (please specify)	0.00%	0
Total Respondents: 163		

Q27 On which social media platforms do you follow Kirtland? Mark all that apply.

Answered: 164 Skipped: 2

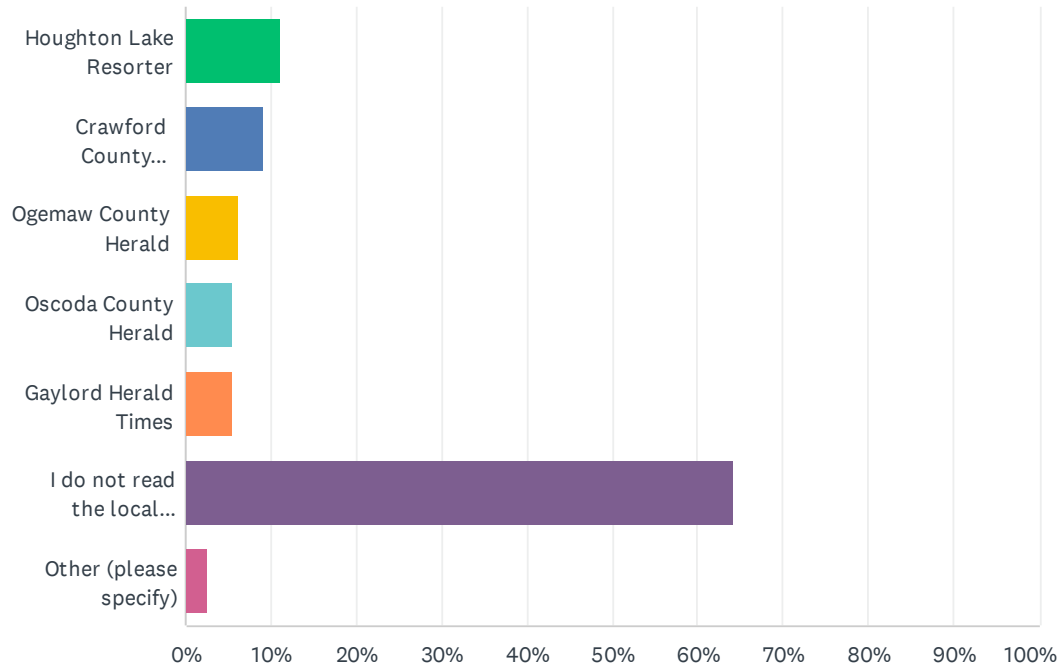


Fall 2022 Student Survey

ANSWER CHOICES	RESPONSES	
Facebook	42.07%	69
Instagram	15.85%	26
Twitter	1.83%	3
Snapchat	3.05%	5
LinkedIn	0.00%	0
YouTube	3.05%	5
TikTok	1.22%	2
I do not follow Kirtland on social media	48.78%	80
I do not use social media	1.22%	2
Other (please specify)	0.61%	1
Total Respondents: 164		

Q28 Which of the following local newspapers do you read? Mark all that apply.

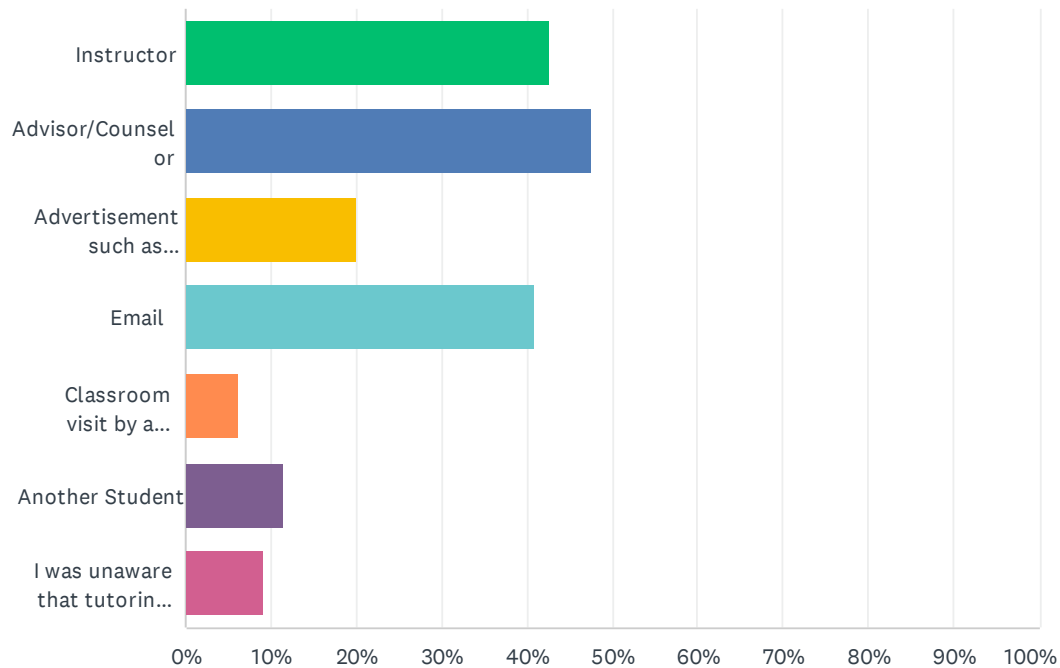
Answered: 162 Skipped: 4



ANSWER CHOICES	RESPONSES	
Houghton Lake Resorter	11.11%	18
Crawford County Avalanche	9.26%	15
Ogemaw County Herald	6.17%	10
Oscoda County Herald	5.56%	9
Gaylord Herald Times	5.56%	9
I do not read the local newspapers	64.20%	104
Other (please specify)	2.47%	4
Total Respondents: 162		

Q29 How did you learn about tutoring? Mark all that apply.

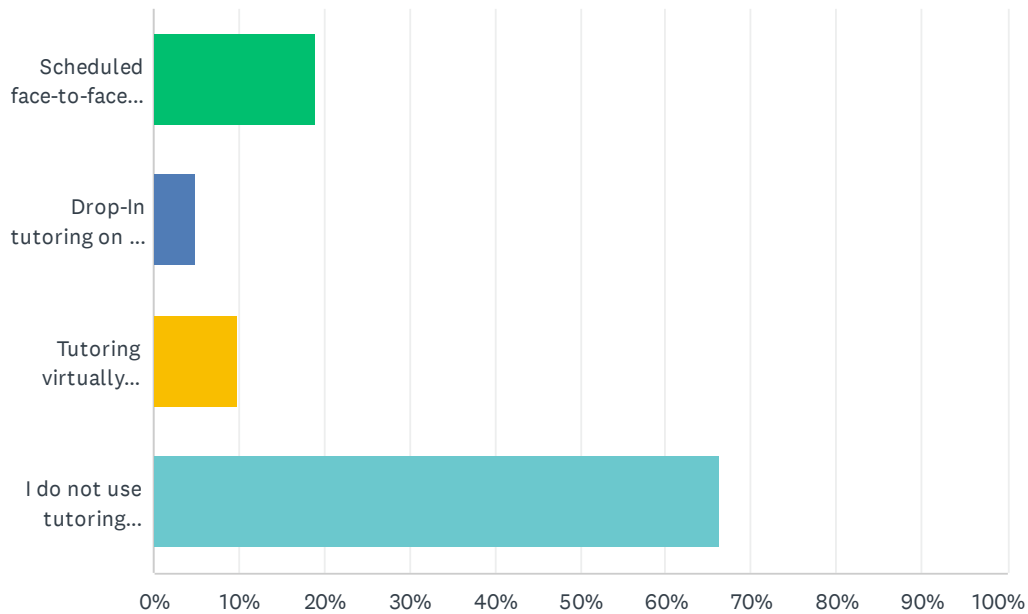
Answered: 164 Skipped: 2



ANSWER CHOICES	RESPONSES	
Instructor	42.68%	70
Advisor/Counselor	47.56%	78
Advertisement such as Bathroom Wall, Monitor, or Social Media	20.12%	33
Email	40.85%	67
Classroom visit by a staff member of the Tutoring Department	6.10%	10
Another Student	11.59%	19
I was unaware that tutoring is available	9.15%	15
Total Respondents: 164		

Q30 Which type of tutoring do you prefer?

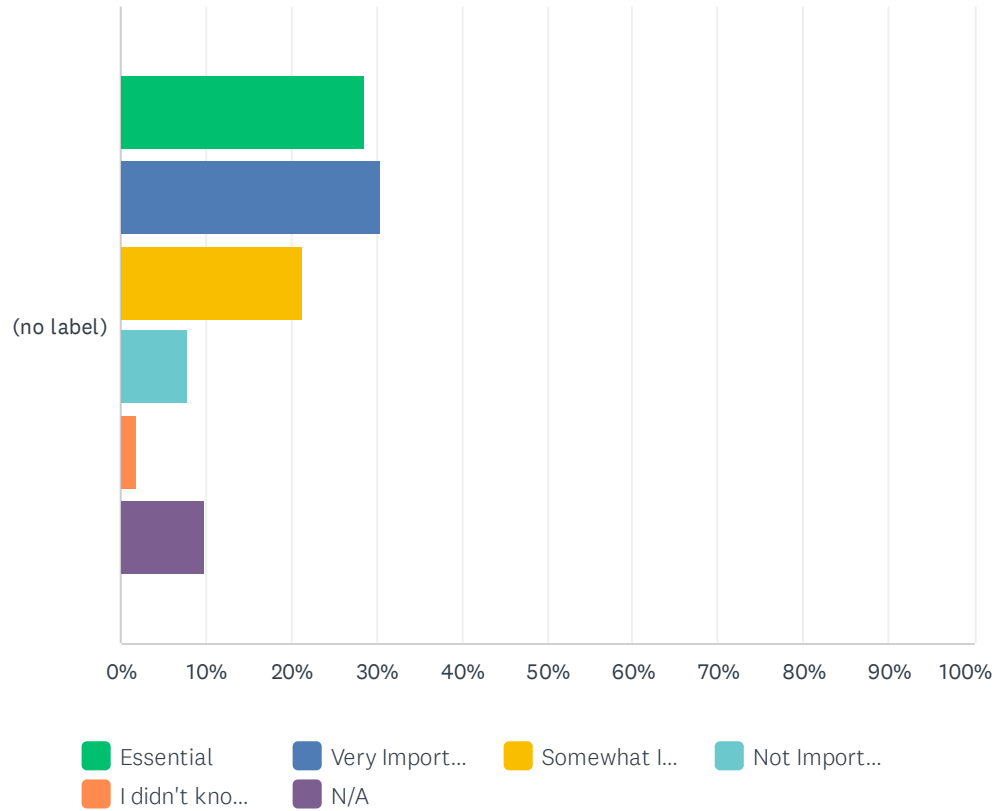
Answered: 163 Skipped: 3



ANSWER CHOICES	RESPONSES	
Scheduled face-to-face on the Kirtland-Grayling Campus	19.02%	31
Drop-In tutoring on the Kirtland-Grayling Campus	4.91%	8
Tutoring virtually through Zoom or texting	9.82%	16
I do not use tutoring services	66.26%	108
TOTAL		163

Q31 How important are Library resources (books, ebooks, databases, NoodleTools, LibGuides, etc.) to your coursework?

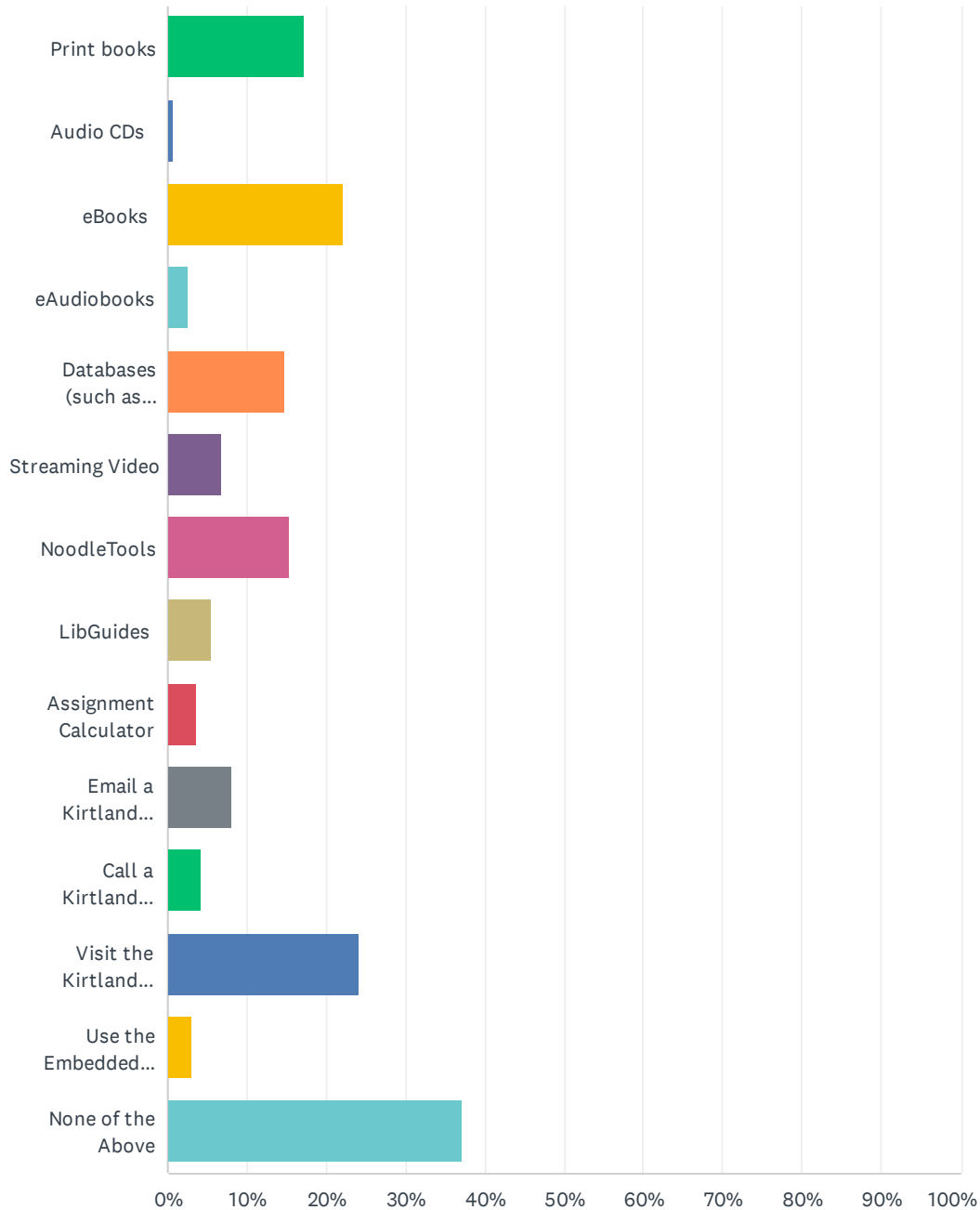
Answered: 164 Skipped: 2



	ESSENTIAL	VERY IMPORTANT	SOMEWHAT IMPORTANT	NOT IMPORTANT	I DIDN'T KNOW RESOURCES WERE AVAILABLE	N/A	TOTAL	WEIGHTED AVERAGE
(no label)	28.66% 47	30.49% 50	21.34% 35	7.93% 13	1.83% 3	9.76% 16	164	3.84

Q32 For any of your courses this semester, what Library resources and services did you use? Mark all that apply.

Answered: 162 Skipped: 4

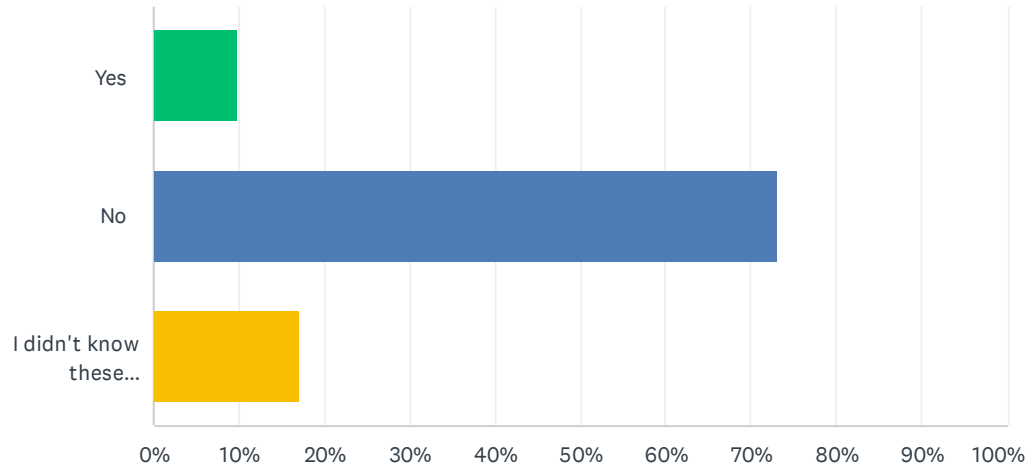


Fall 2022 Student Survey

ANSWER CHOICES	RESPONSES	
Print books	17.28%	28
Audio CDs	0.62%	1
eBooks	22.22%	36
eAudiobooks	2.47%	4
Databases (such as Opposing Viewpoints, CQ Researcher, Academic OneFile, and more)	14.81%	24
Streaming Video	6.79%	11
NoodleTools	15.43%	25
LibGuides	5.56%	9
Assignment Calculator	3.70%	6
Email a Kirtland Librarian	8.02%	13
Call a Kirtland Librarian	4.32%	7
Visit the Kirtland Library in person	24.07%	39
Use the Embedded Librarian Services in Canvas	3.09%	5
None of the Above	37.04%	60
Total Respondents: 162		

Q33 Have you borrowed any ebooks or eaudiobooks for pleasure or coursework from OverDrive or Libby Collections?

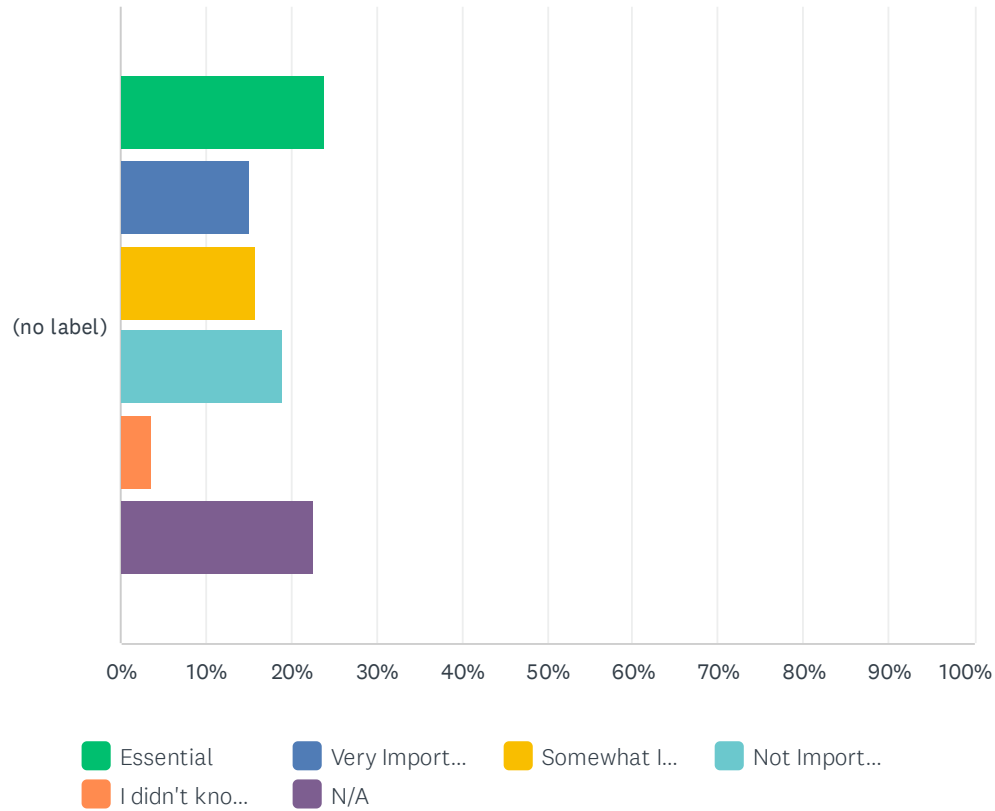
Answered: 164 Skipped: 2



ANSWER CHOICES	RESPONSES	
Yes	9.76%	16
No	73.17%	120
I didn't know these ebook/audiobook collections were available	17.07%	28
TOTAL		164

Q34 How important is the following to your course work: Availability of computers in the Kirtland-Grayling Library/Learning Commons?

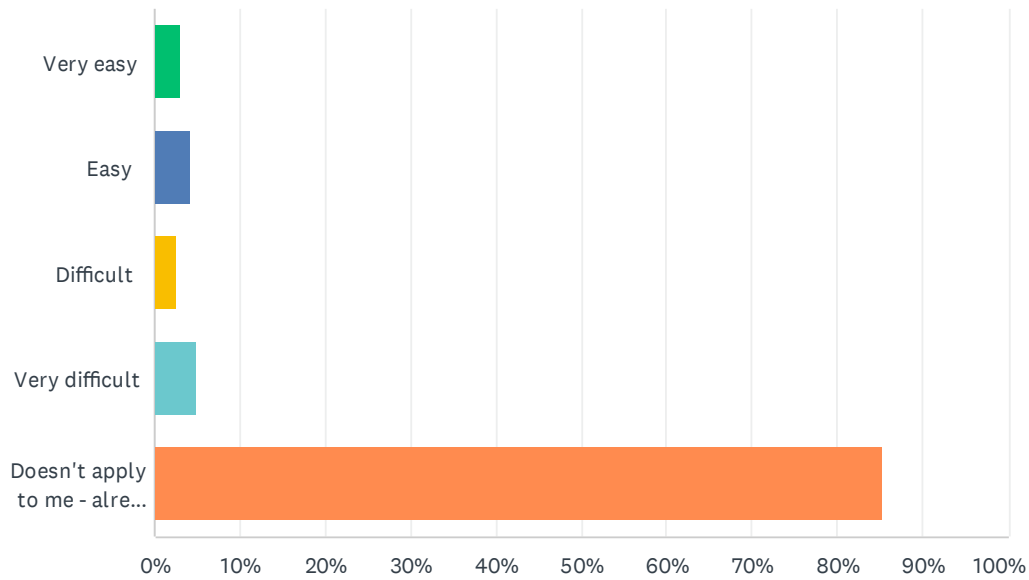
Answered: 164 Skipped: 2



	ESSENTIAL	VERY IMPORTANT	SOMEWHAT IMPORTANT	NOT IMPORTANT	I DIDN'T KNOW COMPUTERS WERE AVAILABLE	N/A	TOTAL	WEIGHTED AVERAGE
(no label)	23.78% 39	15.24% 25	15.85% 26	18.90% 31	3.66% 6	22.56% 37	164	3.47

Q35 How difficult was it for you to secure housing while attending Kirtland?

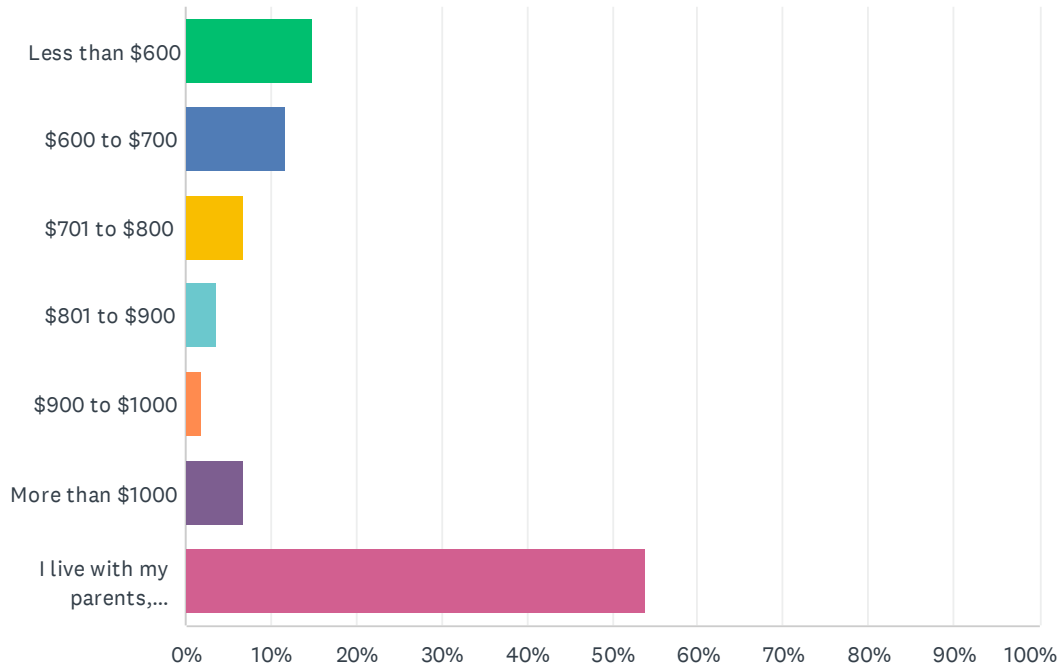
Answered: 162 Skipped: 4



ANSWER CHOICES	RESPONSES	
Very easy	3.09%	5
Easy	4.32%	7
Difficult	2.47%	4
Very difficult	4.94%	8
Doesn't apply to me - already had housing / living with family / etc	85.19%	138
TOTAL		162

Q36 If you live off campus now, not with your parents, relative or significant other, how much do you pay in rent each month?

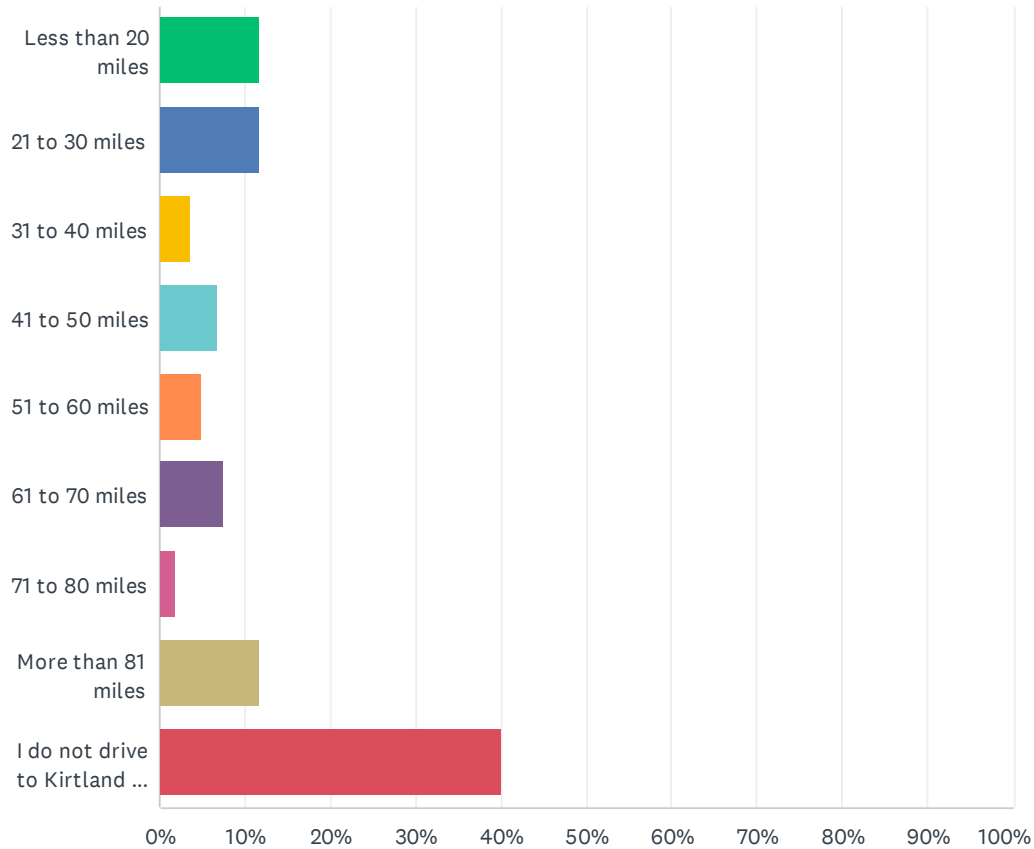
Answered: 161 Skipped: 5



ANSWER CHOICES	RESPONSES	
Less than \$600	14.91%	24
\$600 to \$700	11.80%	19
\$701 to \$800	6.83%	11
\$801 to \$900	3.73%	6
\$900 to \$1000	1.86%	3
More than \$1000	6.83%	11
I live with my parents, relatives or significant other	54.04%	87
TOTAL		161

Q37 How many miles, round trip, do you drive to attend classes at Kirtland?

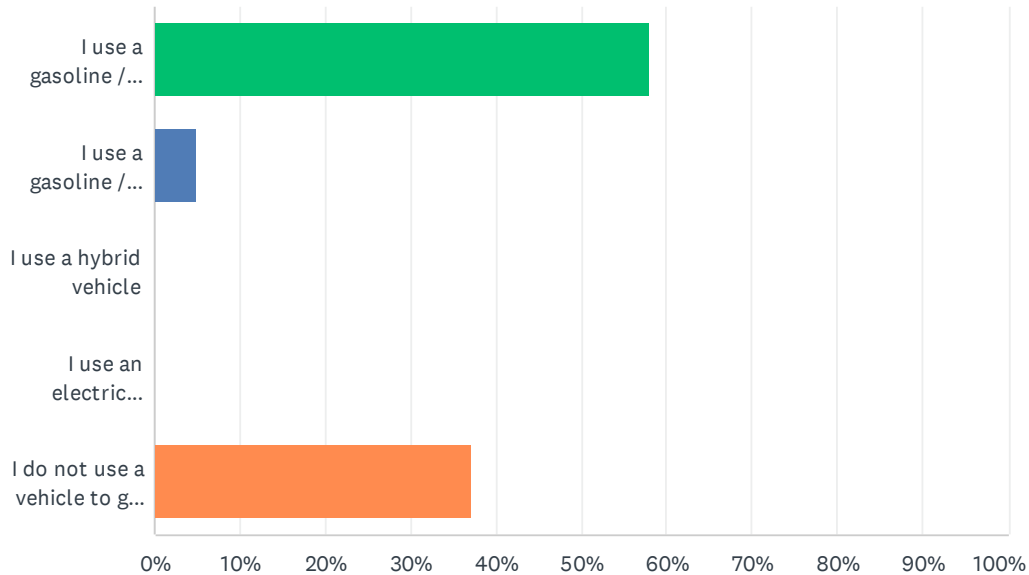
Answered: 162 Skipped: 4



ANSWER CHOICES	RESPONSES	
Less than 20 miles	11.73%	19
21 to 30 miles	11.73%	19
31 to 40 miles	3.70%	6
41 to 50 miles	6.79%	11
51 to 60 miles	4.94%	8
61 to 70 miles	7.41%	12
71 to 80 miles	1.85%	3
More than 81 miles	11.73%	19
I do not drive to Kirtland for classes (taking only online classes)	40.12%	65
TOTAL		162

Q38 What type of transportation do you intend to utilize to get to and from Kirtland?

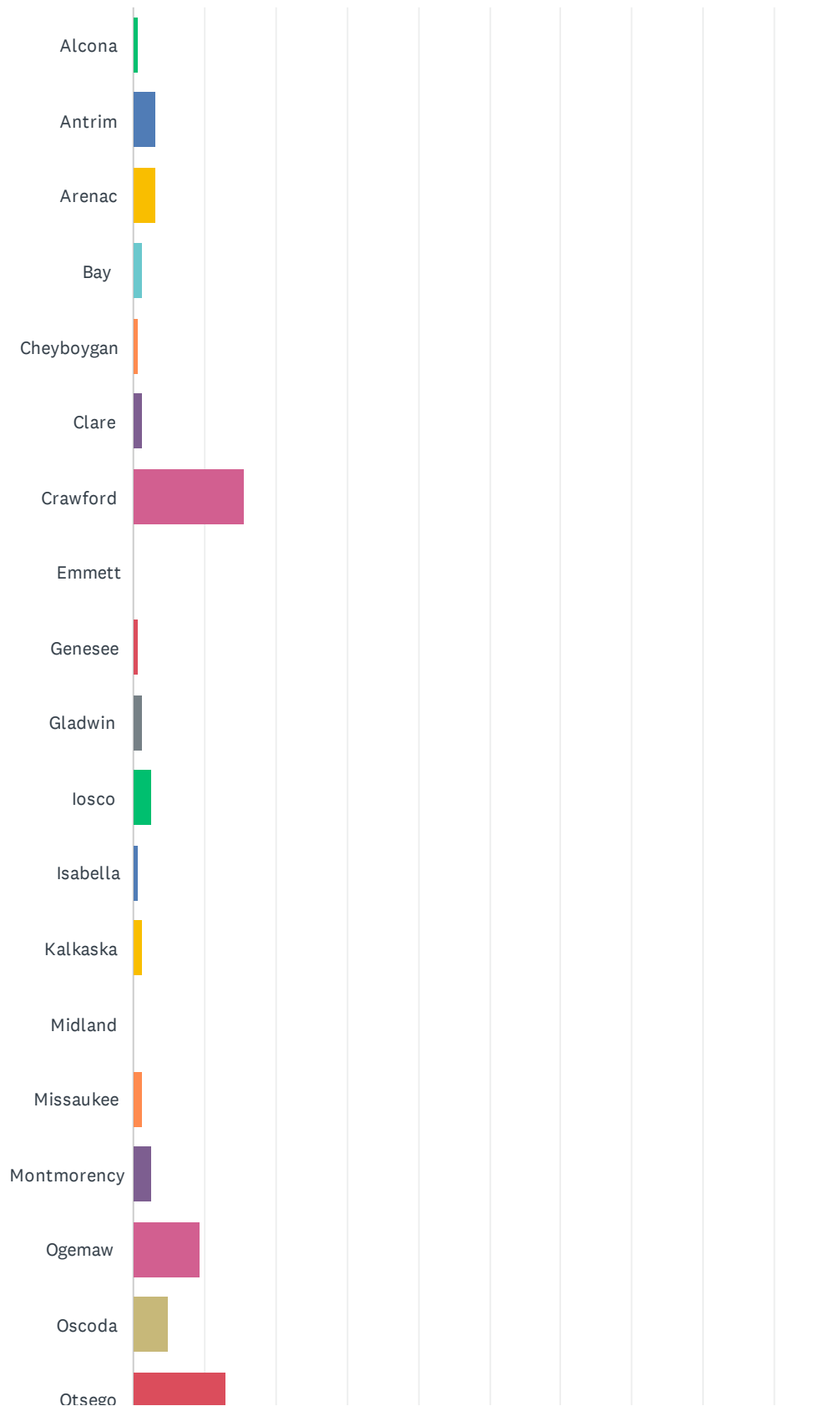
Answered: 162 Skipped: 4



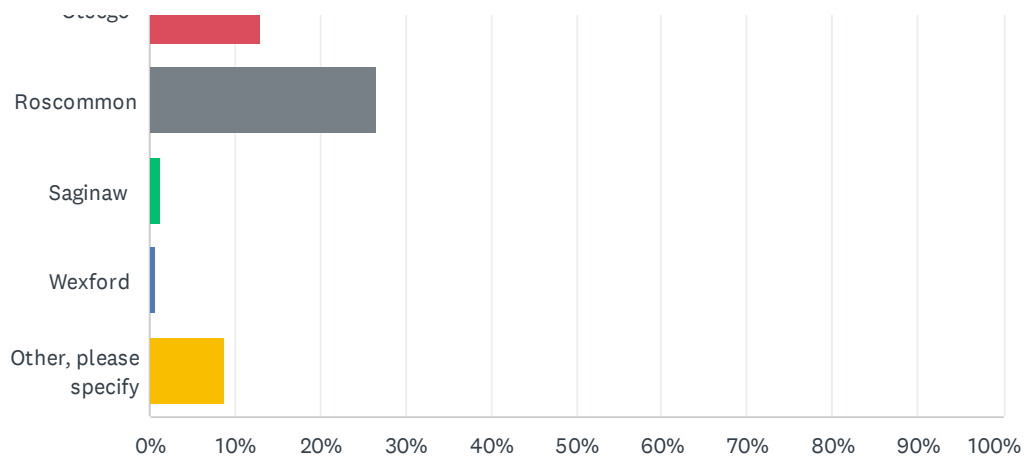
ANSWER CHOICES	RESPONSES	
I use a gasoline / diesel powered vehicle and have no plans to change to an electric vehicle	58.02%	94
I use a gasoline / diesel powered vehicle currently but plan to switch to an electric vehicle in the future	4.94%	8
I use a hybrid vehicle	0.00%	0
I use an electric vehicle	0.00%	0
I do not use a vehicle to get to Kirtland (taking online classes only)	37.04%	60
TOTAL		162

Q39 What county do you live in?

Answered: 161 Skipped: 5



Fall 2022 Student Survey

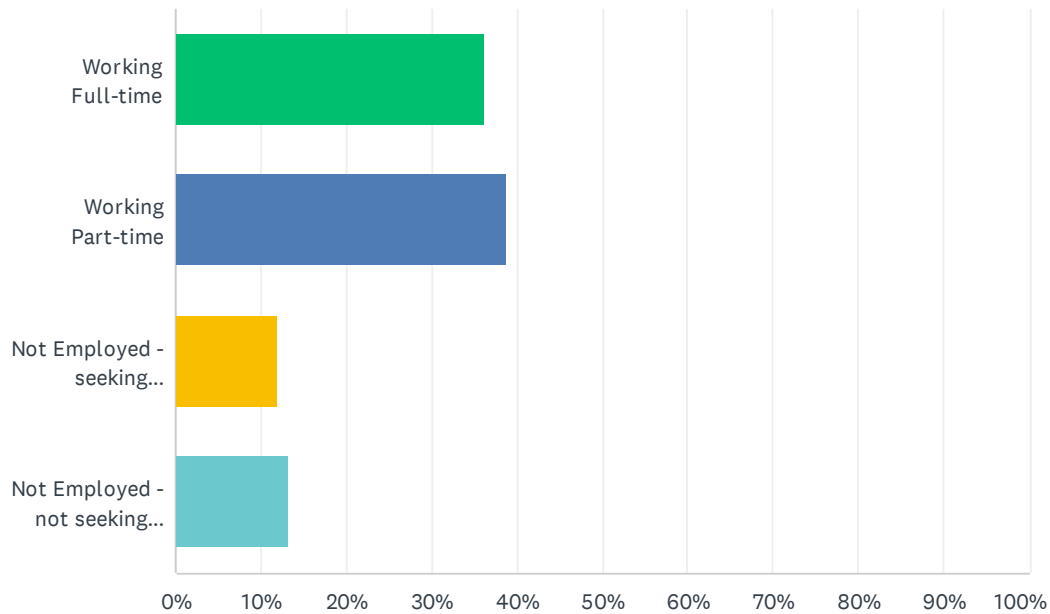


Fall 2022 Student Survey

ANSWER CHOICES	RESPONSES	
Alcona	0.62%	1
Antrim	3.11%	5
Arenac	3.11%	5
Bay	1.24%	2
Cheyboygan	0.62%	1
Clare	1.24%	2
Crawford	15.53%	25
Emmett	0.00%	0
Genesee	0.62%	1
Gladwin	1.24%	2
Iosco	2.48%	4
Isabella	0.62%	1
Kalkaska	1.24%	2
Midland	0.00%	0
Missaukee	1.24%	2
Montmorency	2.48%	4
Ogemaw	9.32%	15
Oscoda	4.97%	8
Otsego	13.04%	21
Roscommon	26.71%	43
Saginaw	1.24%	2
Wexford	0.62%	1
Other, please specify	8.70%	14
TOTAL		161

Q40 Please describe your current employment status?

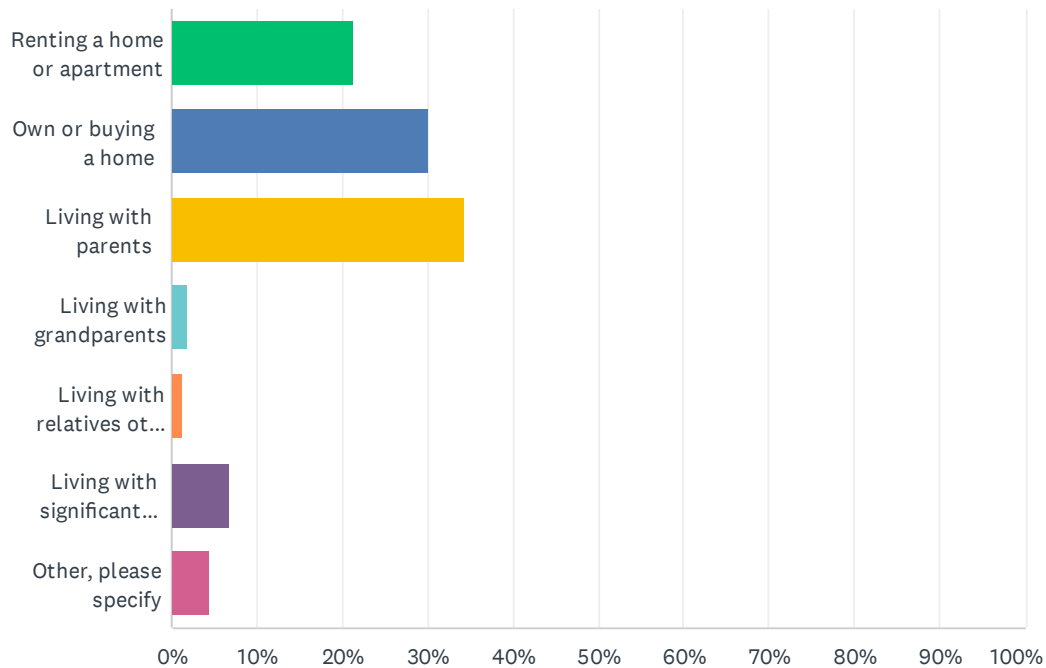
Answered: 160 Skipped: 6



ANSWER CHOICES	RESPONSES	
Working Full-time	36.25%	58
Working Part-time	38.75%	62
Not Employed - seeking employment	11.88%	19
Not Employed - not seeking employment	13.13%	21
TOTAL		160

Q41 Please describe your current living situation?

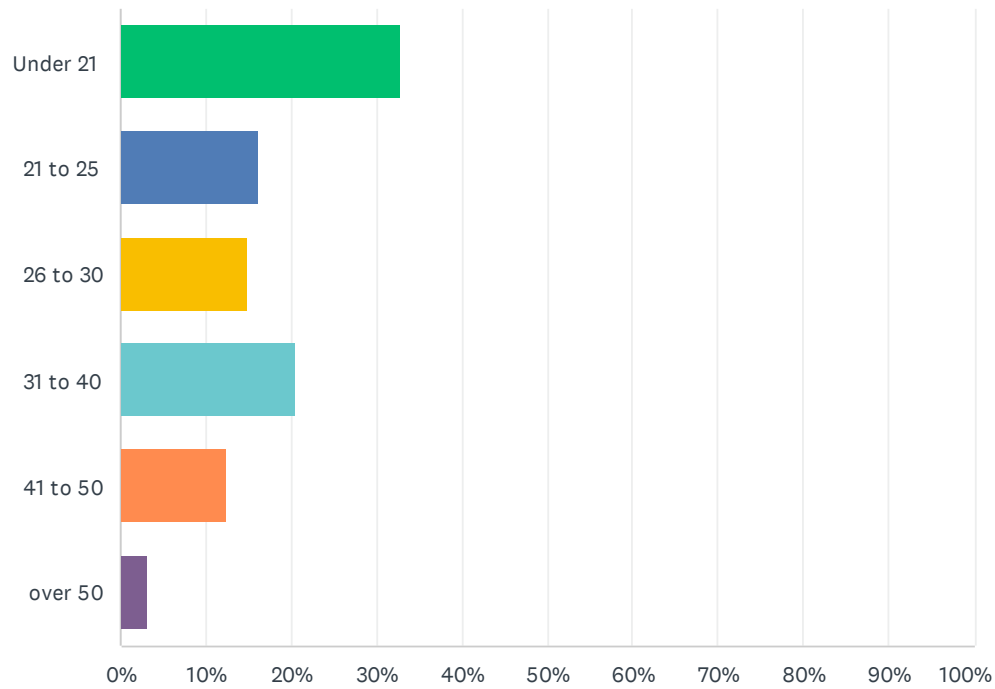
Answered: 160 Skipped: 6



ANSWER CHOICES	RESPONSES	
Renting a home or apartment	21.25%	34
Own or buying a home	30.00%	48
Living with parents	34.38%	55
Living with grandparents	1.88%	3
Living with relatives other than parents/grandparents	1.25%	2
Living with significant other	6.88%	11
Other, please specify	4.38%	7
TOTAL		160

Q42 What is your age range?

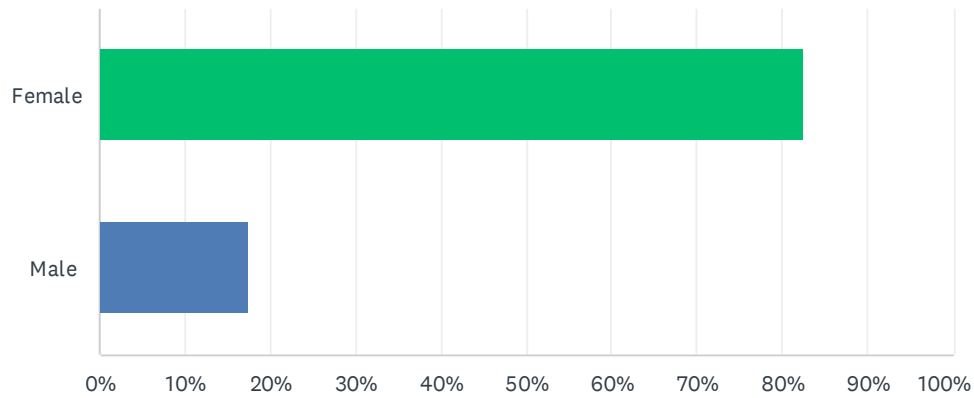
Answered: 161 Skipped: 5



ANSWER CHOICES	RESPONSES	
Under 21	32.92%	53
21 to 25	16.15%	26
26 to 30	14.91%	24
31 to 40	20.50%	33
41 to 50	12.42%	20
over 50	3.11%	5
TOTAL		161

Q43 What is your gender?

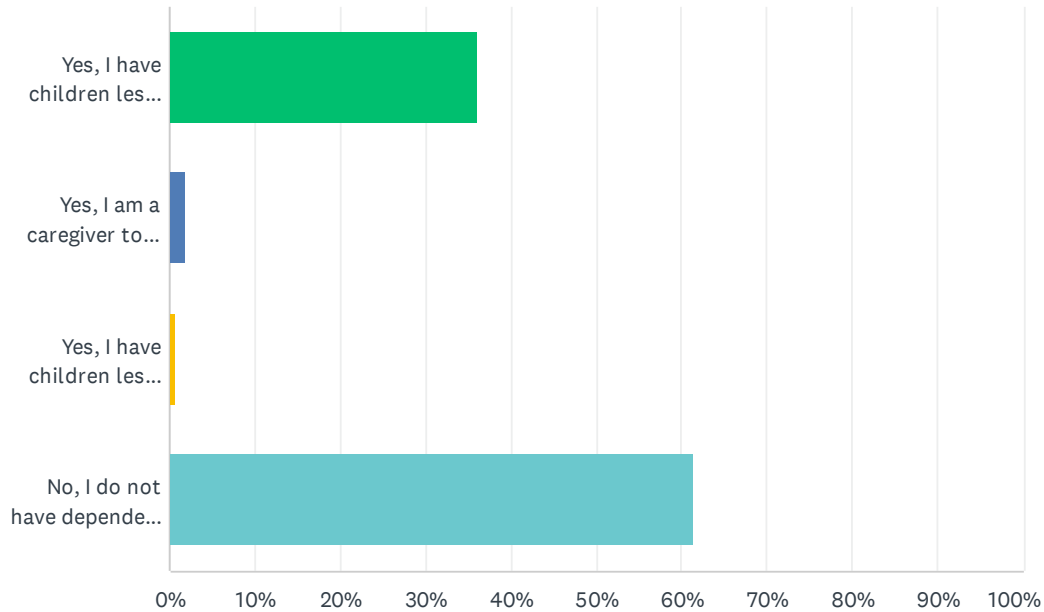
Answered: 161 Skipped: 5



ANSWER CHOICES	RESPONSES	
Female	82.61%	133
Male	17.39%	28
TOTAL		161

Q44 Do you have dependents that you care for in your household?

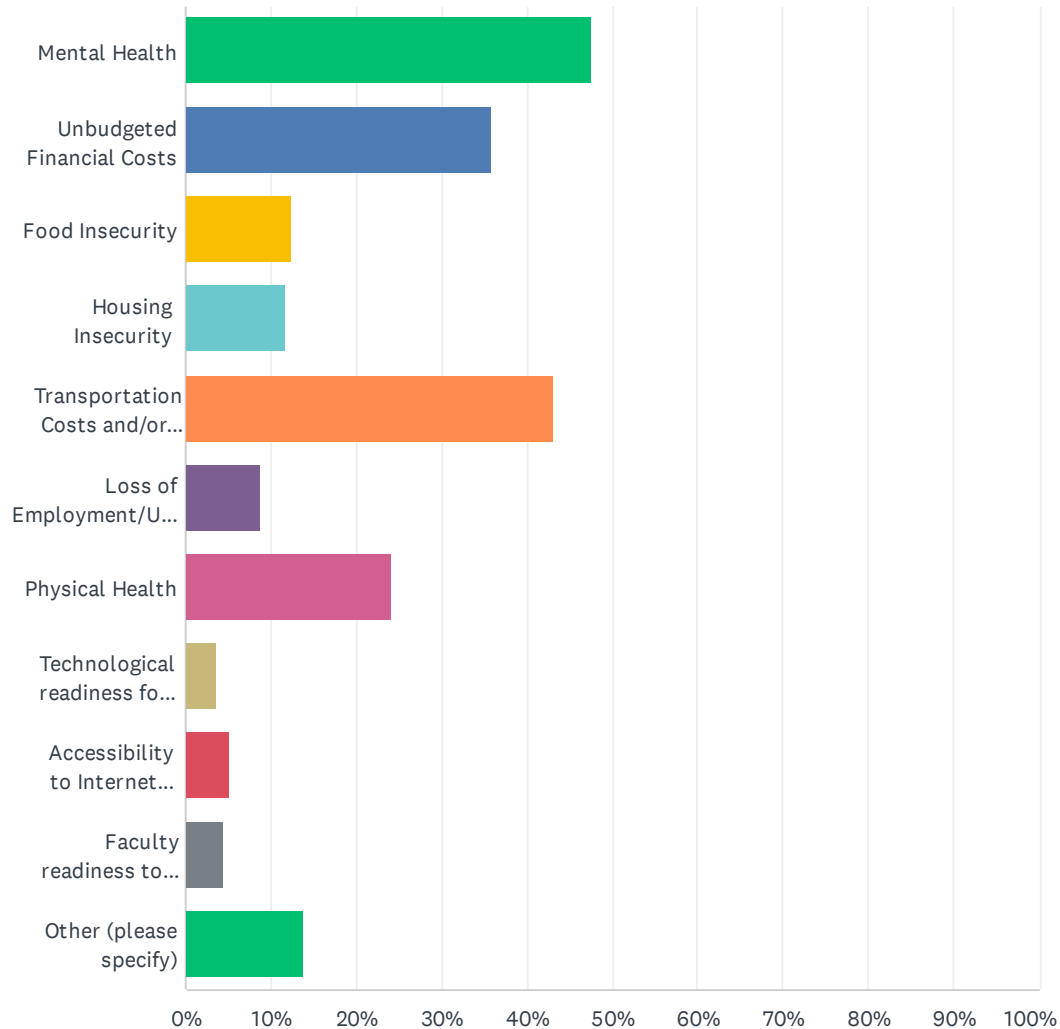
Answered: 161 Skipped: 5



ANSWER CHOICES	RESPONSES	
Yes, I have children less than 18 years of age that are dependents in my household.	36.02%	58
Yes, I am a caregiver to my parents/grandparents that live in my household.	1.86%	3
Yes, I have children less than 18 years of age that are dependents and am a caregiver to my parents/grandparents that live in my household.	0.62%	1
No, I do not have dependents that I care for in my household.	61.49%	99
TOTAL		161

Q45 Which of the following are immediate issues for you? Mark all that apply.

Answered: 137 Skipped: 29

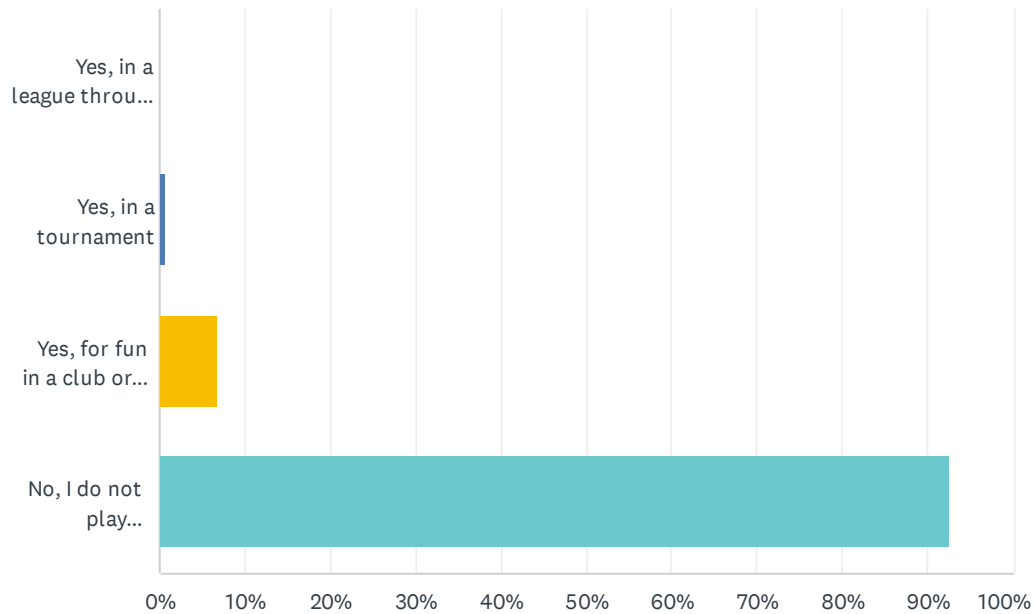


Fall 2022 Student Survey

ANSWER CHOICES	RESPONSES	
Mental Health	47.45%	65
Unbudgeted Financial Costs	35.77%	49
Food Insecurity	12.41%	17
Housing Insecurity	11.68%	16
Transportation Costs and/or Gasoline Costs	43.07%	59
Loss of Employment/Unable to Find Job	8.76%	12
Physical Health	24.09%	33
Technological readiness for online learning	3.65%	5
Accessibility to Internet Connectivity to do online learning	5.11%	7
Faculty readiness to teach/conduct online learning	4.38%	6
Other (please specify)	13.87%	19
Total Respondents: 137		

Q46 Have you ever participated in competitive eSports before?

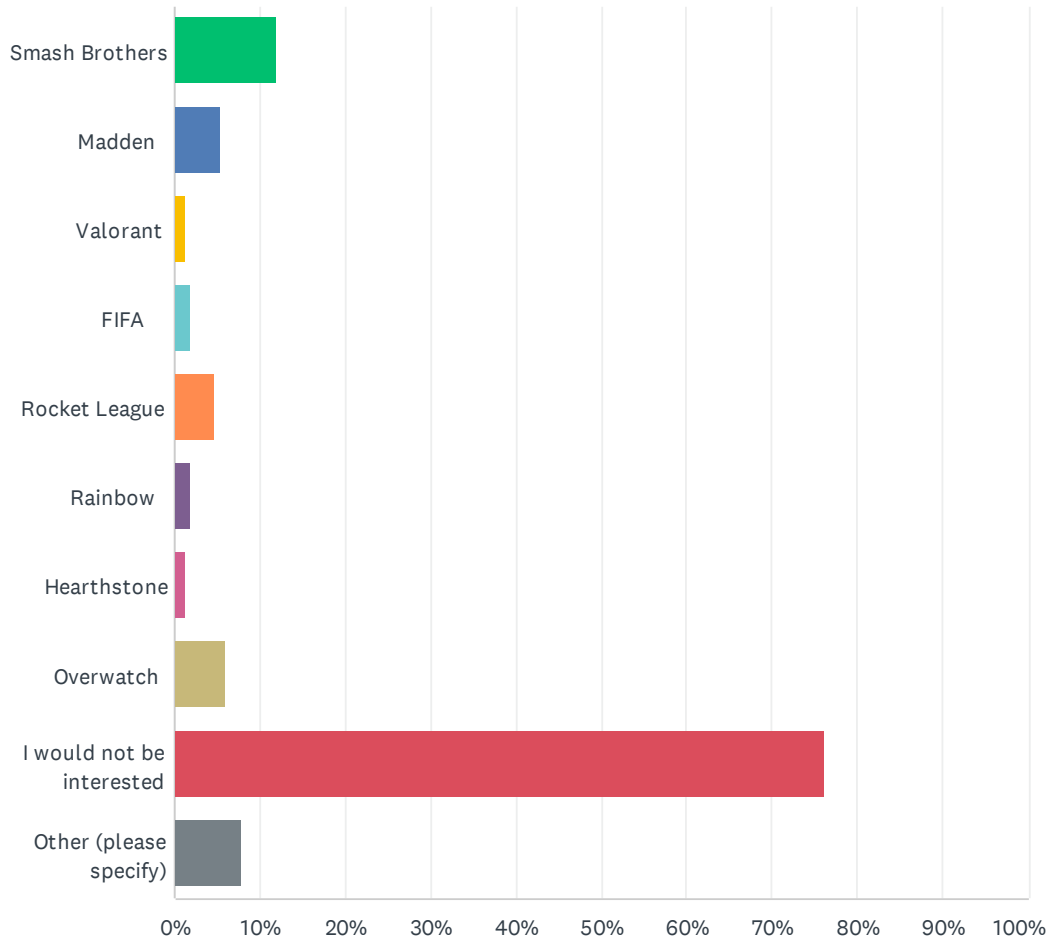
Answered: 161 Skipped: 5



ANSWER CHOICES	RESPONSES	
Yes, in a league through my high school	0.00%	0
Yes, in a tournament	0.62%	1
Yes, for fun in a club or with friends	6.83%	11
No, I do not play competitive eSports	92.55%	149
TOTAL		161

Q47 What eSports games would you be interested in playing if Kirtland had a Club?

Answered: 151 Skipped: 15

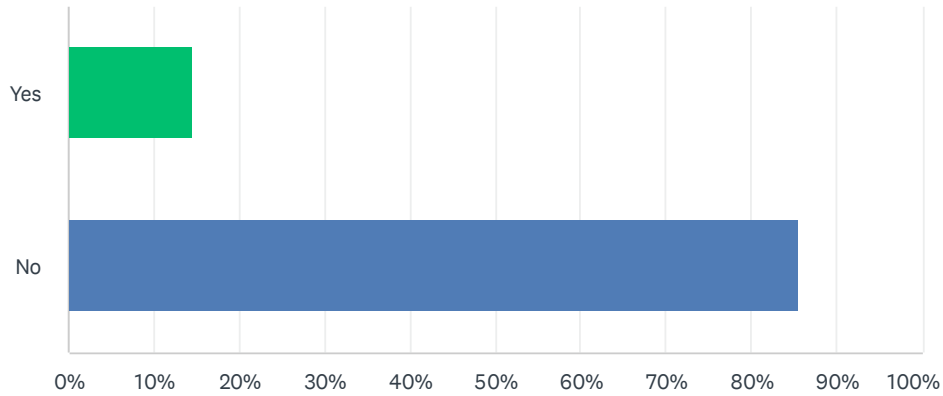


Fall 2022 Student Survey

ANSWER CHOICES	RESPONSES	
Smash Brothers	11.92%	18
Madden	5.30%	8
Valorant	1.32%	2
FIFA	1.99%	3
Rocket League	4.64%	7
Rainbow	1.99%	3
Hearthstone	1.32%	2
Overwatch	5.96%	9
I would not be interested	76.16%	115
Other (please specify)	7.95%	12
Total Respondents: 151		

Q48 If Kirtland had a National Junior College Athletic Association esports team, would you tryout for the team?

Answered: 159 Skipped: 7



ANSWER CHOICES	RESPONSES	
Yes	14.47%	23
No	85.53%	136
TOTAL		159

Q49 Is there a program of study that Kirtland Community College does not offer that it should consider offering?

Answered: 125 Skipped: 41

Q50 How can Kirtland better assist you in achieving your educational goals?

Answered: 128 Skipped: 38

Q51 If there is one thing you could change at Kirtland, what would it be and why?

Answered: 127 Skipped: 39

Q52 Thank you for taking the survey. Enter your Kirtland email address here for a chance to win the \$50 VISA gift card.

Answered: 153 Skipped: 13