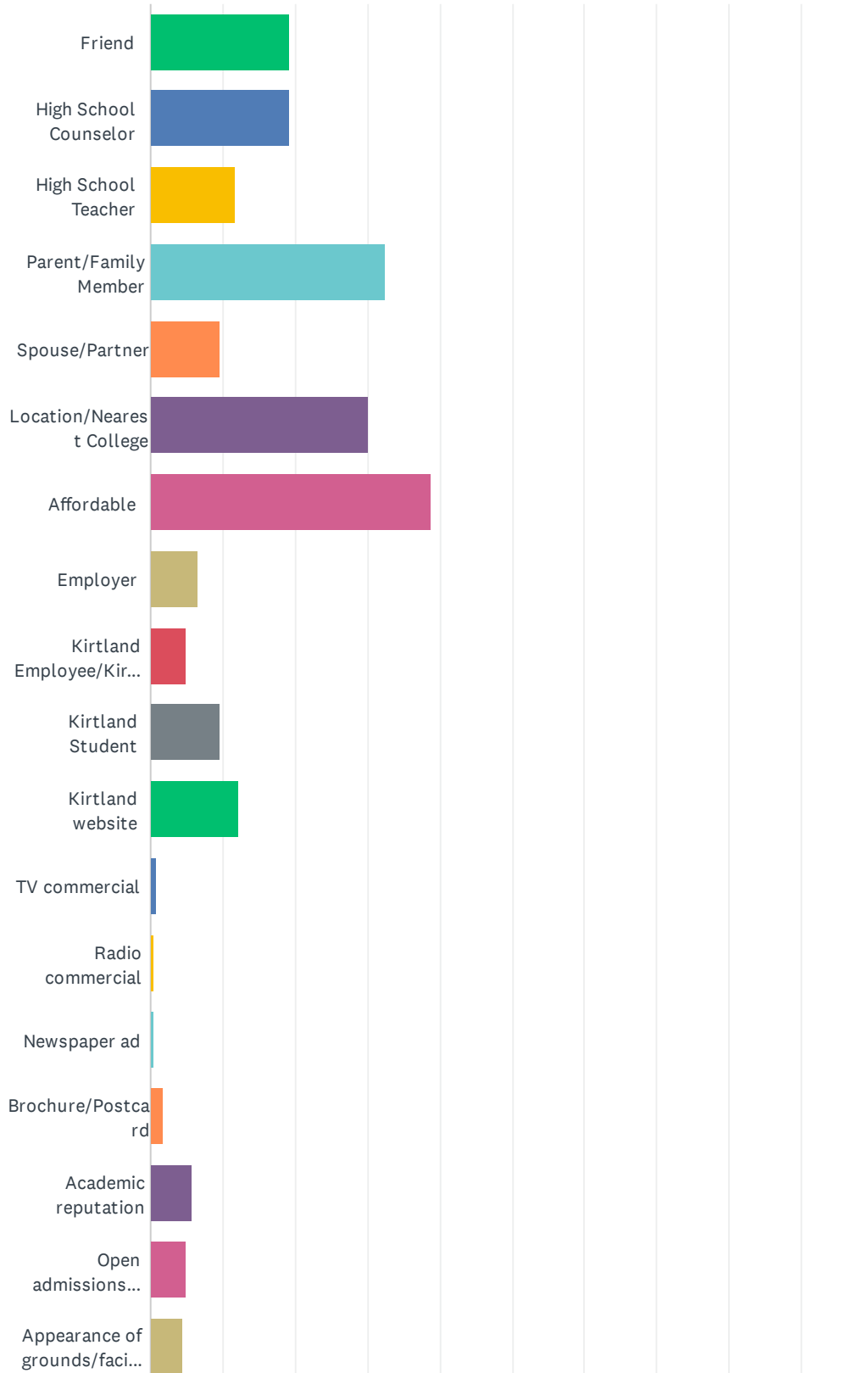
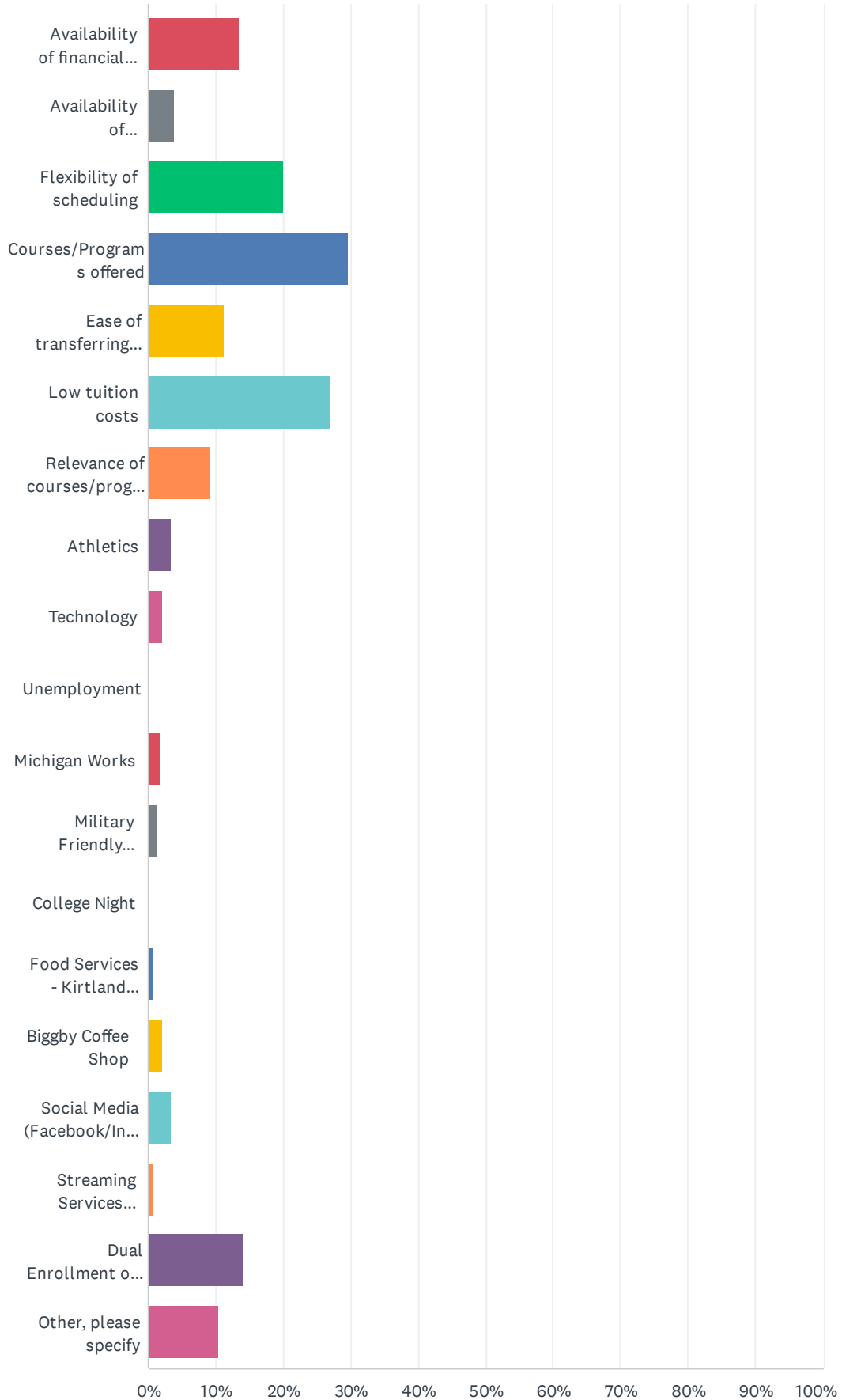


Q1 Who or what influenced your decision to attend Kirtland? Mark all that apply.

Answered: 240 Skipped: 0



Fall 2023 Student Survey



Fall 2023 Student Survey

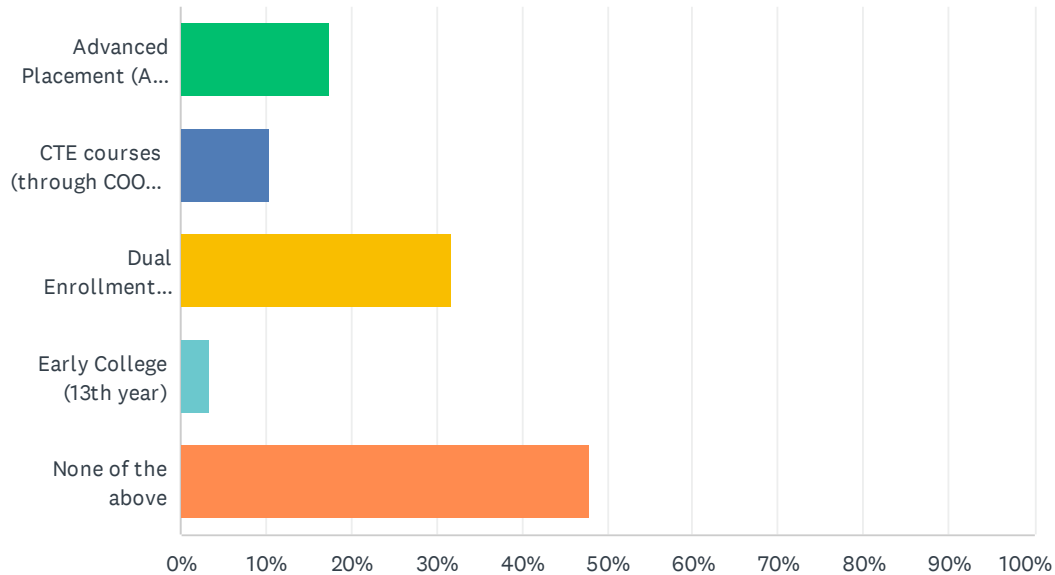
ANSWER CHOICES	RESPONSES	
Friend	19.17%	46
High School Counselor	19.17%	46
High School Teacher	11.67%	28
Parent/Family Member	32.50%	78
Spouse/Partner	9.58%	23
Location/Nearest College	30.00%	72
Affordable	38.75%	93
Employer	6.67%	16
Kirtland Employee/Kirtland Recruiter	5.00%	12
Kirtland Student	9.58%	23
Kirtland website	12.08%	29
TV commercial	0.83%	2
Radio commercial	0.42%	1
Newspaper ad	0.42%	1
Brochure/Postcard	1.67%	4
Academic reputation	5.83%	14
Open admissions policy	5.00%	12
Appearance of grounds/facilities	4.58%	11
Availability of financial aid	13.33%	32
Availability of placement/career counseling	3.75%	9
Flexibility of scheduling	20.00%	48
Courses/Programs offered	29.58%	71
Ease of transferring credits to other school(s)	11.25%	27
Low tuition costs	27.08%	65
Relevance of courses/programs to job	9.17%	22
Athletics	3.33%	8
Technology	2.08%	5
Unemployment	0.00%	0
Michigan Works	1.67%	4
Military Friendly College/Veteran Benefits	1.25%	3
College Night	0.00%	0
Food Services - Kirtland Grill	0.83%	2
Biggby Coffee Shop	2.08%	5

Fall 2023 Student Survey

Social Media (Facebook/Instagram/Twitter/Snapchat, etc.)	3.33%	8
Streaming Services (Spotify, Pandora, Apple Music, SoundCloud and YouTube Music, etc.)	0.83%	2
Dual Enrollment or Early College (High School)	14.17%	34
Other, please specify	10.42%	25
Total Respondents: 240		

Q2 Which of the following did you take advantage of while still in high school?

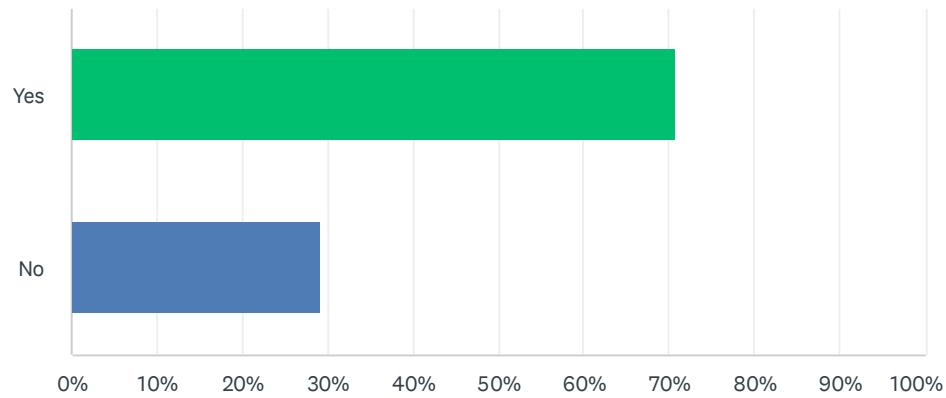
Answered: 240 Skipped: 0



ANSWER CHOICES	RESPONSES	
Advanced Placement (AP) classes	17.50%	42
CTE courses (through COOR ISD or a College)	10.42%	25
Dual Enrollment classes	31.67%	76
Early College (13th year)	3.33%	8
None of the above	47.92%	115
Total Respondents: 240		

Q3 Was Kirtland Community College your first choice to attend?

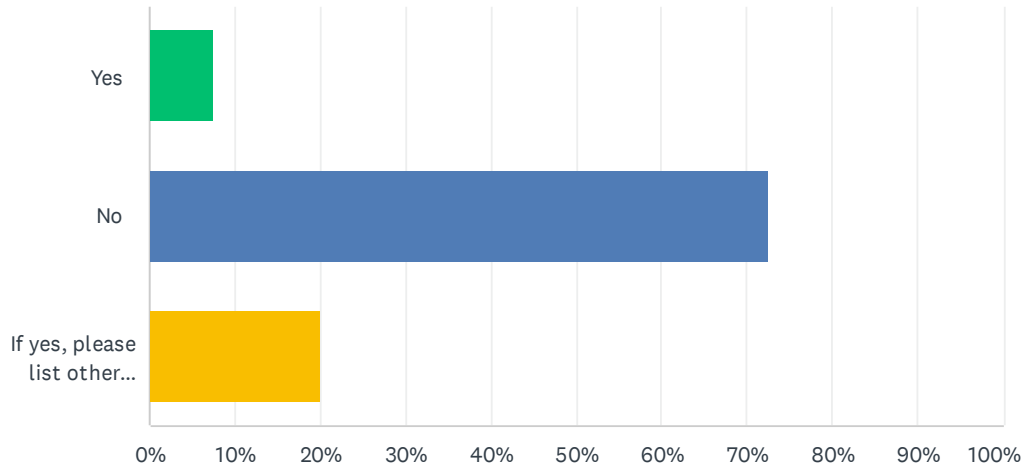
Answered: 239 Skipped: 1



ANSWER CHOICES	RESPONSES	
Yes	70.71%	169
No	29.29%	70
TOTAL		239

Q4 When you applied for admission to Kirtland, did you apply at any other schools?

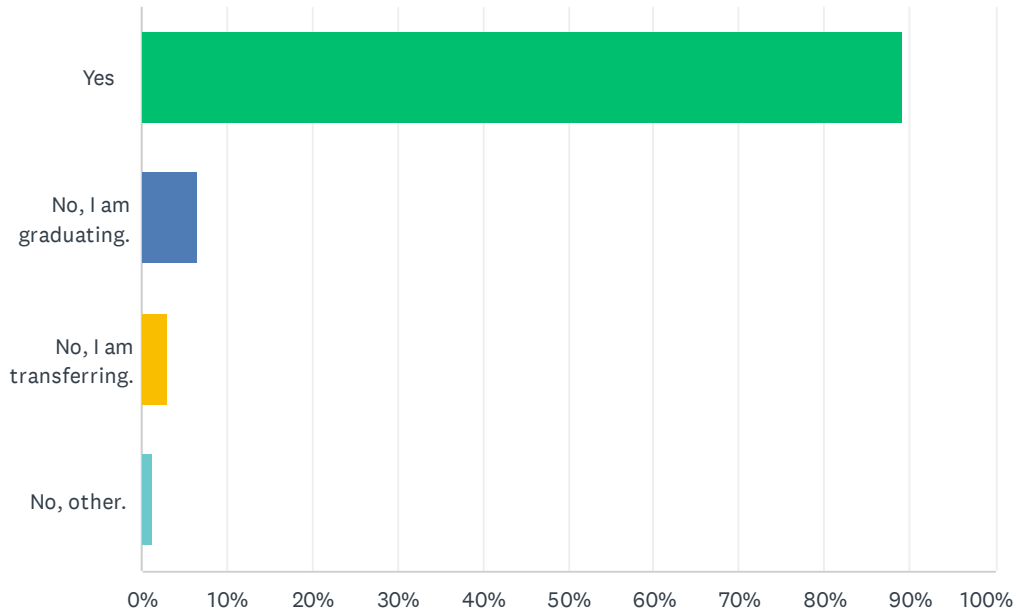
Answered: 240 Skipped: 0



ANSWER CHOICES	RESPONSES	
Yes	7.50%	18
No	72.50%	174
If yes, please list other schools.	20.00%	48
TOTAL		240

Q5 Do you plan to enroll at Kirtland for classes next semester?

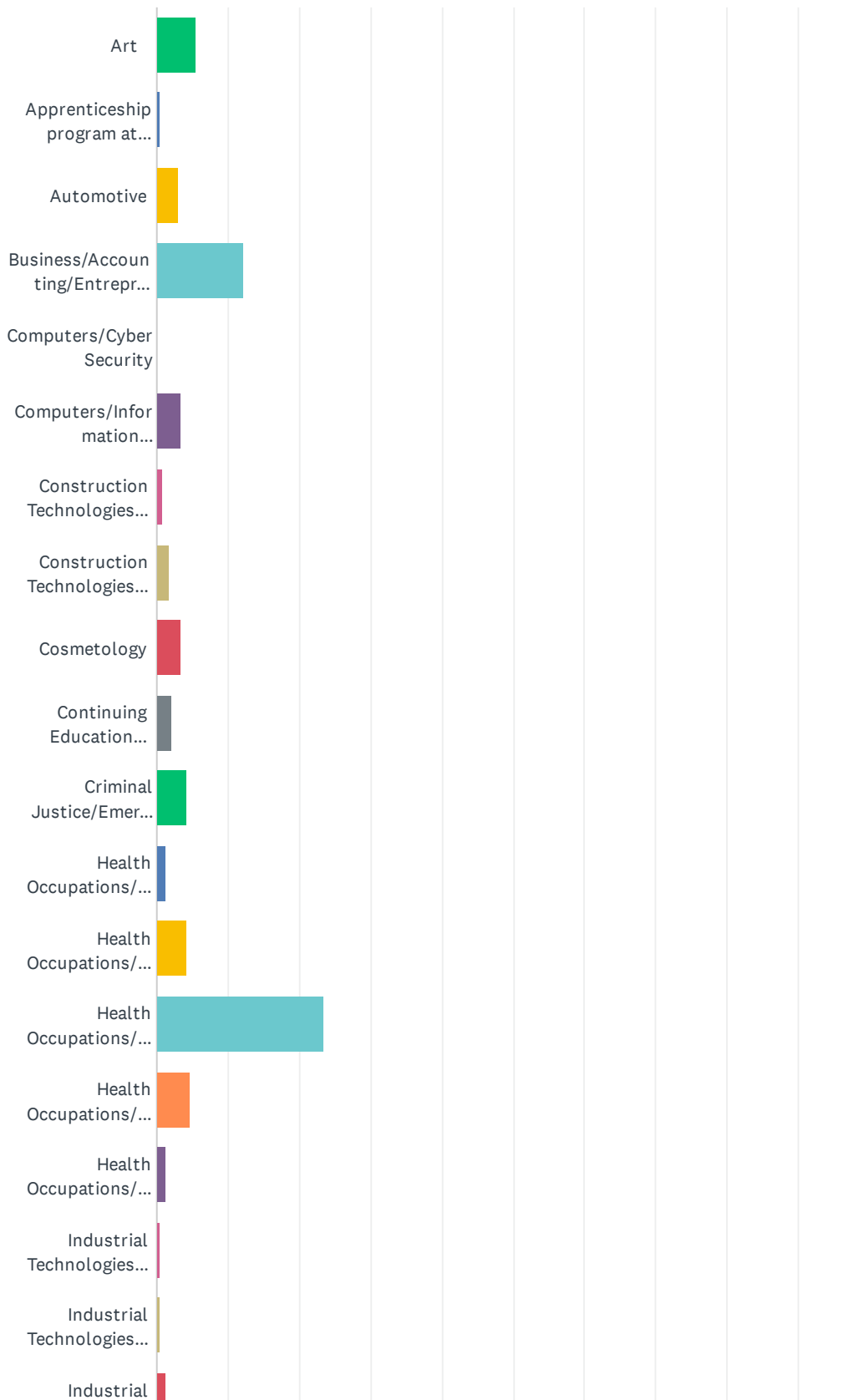
Answered: 240 Skipped: 0



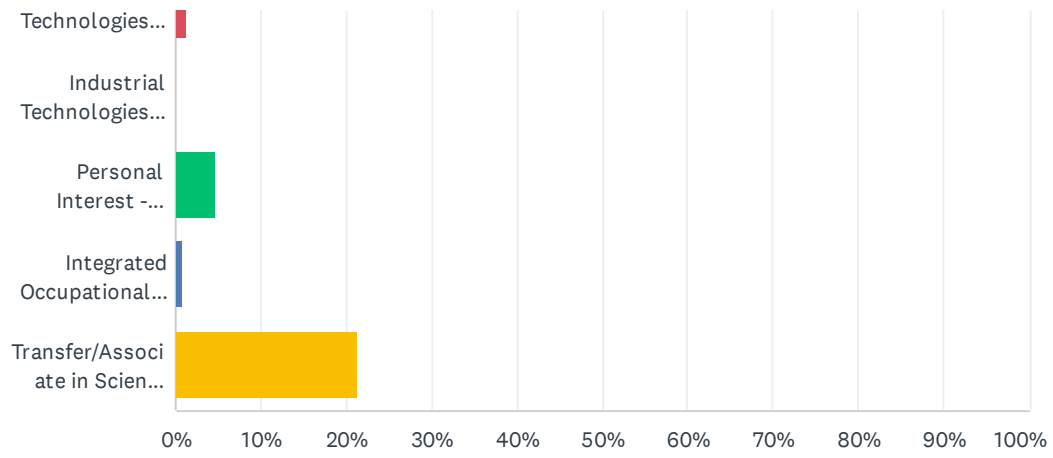
ANSWER CHOICES	RESPONSES	
Yes	89.17%	214
No, I am graduating.	6.67%	16
No, I am transferring.	2.92%	7
No, other.	1.25%	3
TOTAL		240

Q6 What program area are you currently enrolled in?

Answered: 239 Skipped: 1



Fall 2023 Student Survey

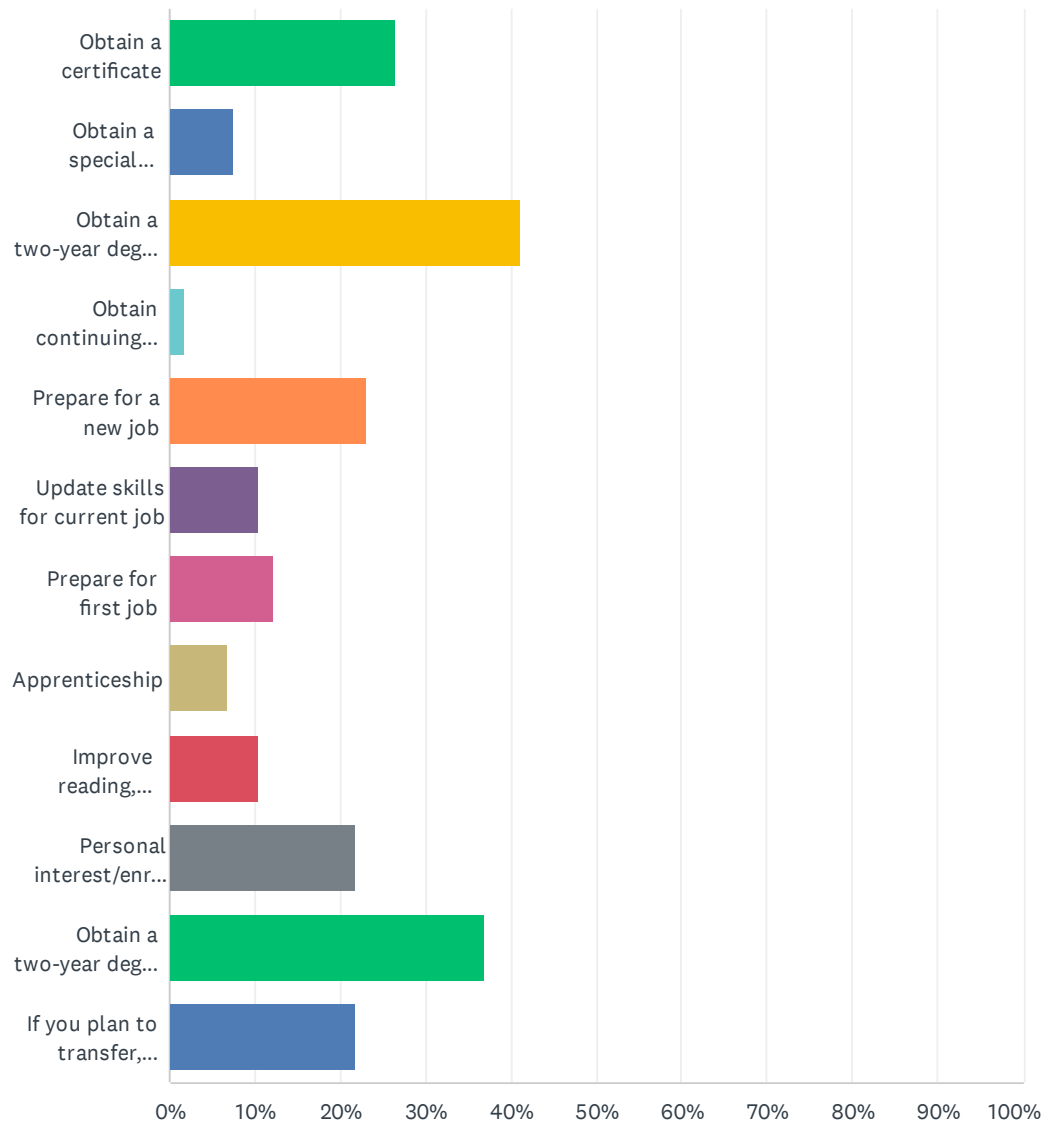


Fall 2023 Student Survey

ANSWER CHOICES	RESPONSES	
Art	5.44%	13
Apprenticeship program at Kirtland	0.42%	1
Automotive	2.93%	7
Business/Accounting/Entrepreneurship	12.13%	29
Computers/Cyber Security	0.00%	0
Computers/Information Technology	3.35%	8
Construction Technologies/HVAC	0.84%	2
Construction Technologies/Electrical	1.67%	4
Cosmetology	3.35%	8
Continuing Education course(s) at Kirtland	2.09%	5
Criminal Justice/Emergency Services/Police Academy	4.18%	10
Health Occupations/Medical Assistant	1.26%	3
Health Occupations/Medical Billing & Coding	4.18%	10
Health Occupations/Nursing	23.43%	56
Health Occupations/Sonography	4.60%	11
Health Occupations/Surgical Technology	1.26%	3
Industrial Technologies/CNC Machinist	0.42%	1
Industrial Technologies/Mechatronics/Automation & Controls	0.42%	1
Industrial Technologies/Welding & Fabricating	1.26%	3
Industrial Technologies/Wood Science	0.00%	0
Personal Interest - Nondegree Seeking	4.60%	11
Integrated Occupational Studies	0.84%	2
Transfer/Associate in Science and Arts	21.34%	51
TOTAL		239

Q7 What is your goal in attending Kirtland? Mark all that apply.

Answered: 238 Skipped: 2

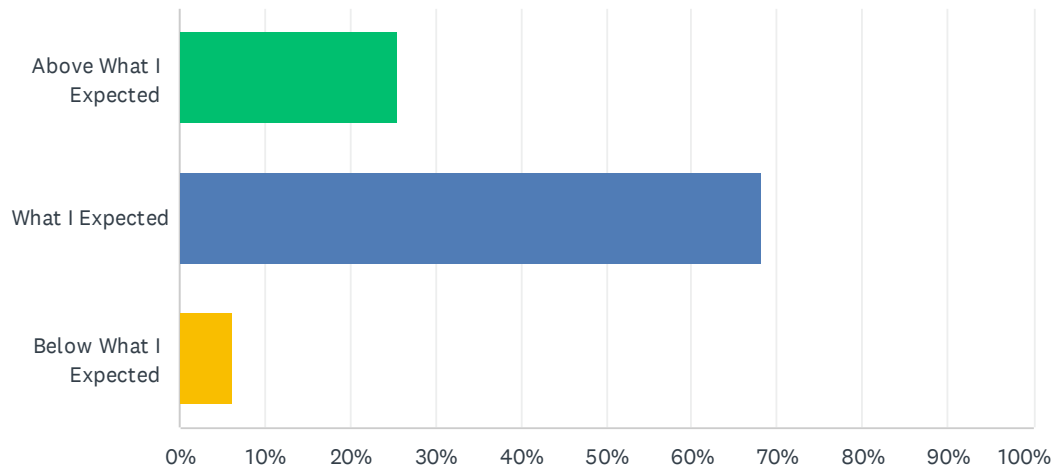


Fall 2023 Student Survey

ANSWER CHOICES	RESPONSES	
Obtain a certificate	26.47%	63
Obtain a special certificate	7.56%	18
Obtain a two-year degree and enter the workforce	41.18%	98
Obtain continuing education credit (CEU)	1.68%	4
Prepare for a new job	23.11%	55
Update skills for current job	10.50%	25
Prepare for first job	12.18%	29
Apprenticeship	6.72%	16
Improve reading, writing and/or math skills	10.50%	25
Personal interest/enrichment	21.85%	52
Obtain a two-year degree and transfer to a 4-year college	36.97%	88
If you plan to transfer, please list which college?	21.85%	52
Total Respondents: 238		

Q8 Is the level of academic challenge at Kirtland what you expected?

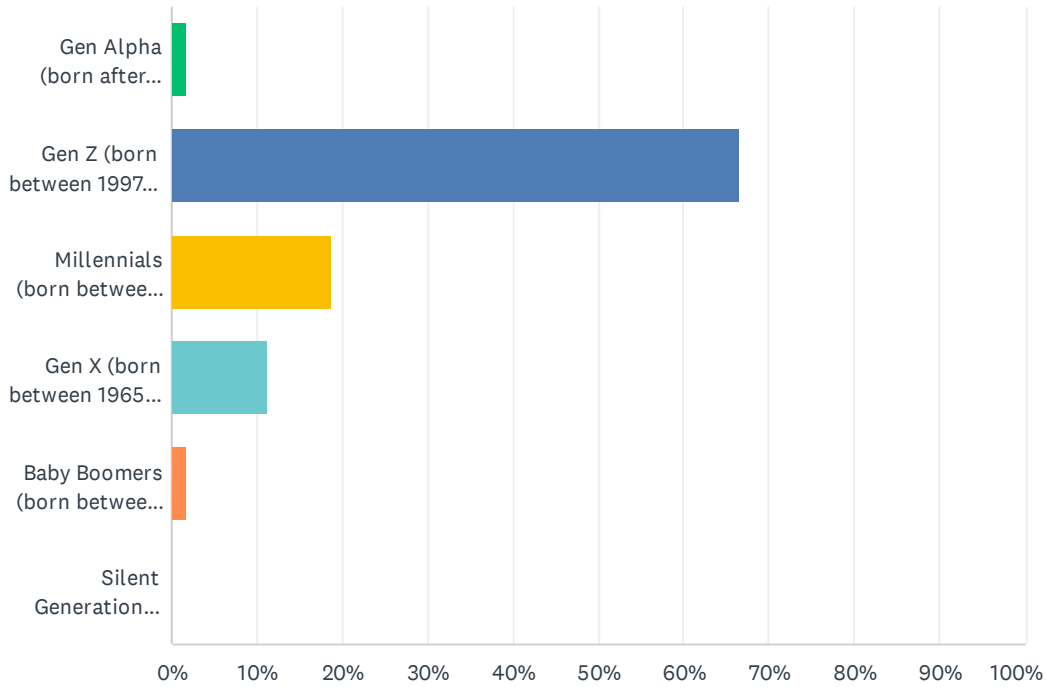
Answered: 239 Skipped: 1



ANSWER CHOICES	RESPONSES	
Above What I Expected	25.52%	61
What I Expected	68.20%	163
Below What I Expected	6.28%	15
TOTAL		239

Q9 To which generation do you belong?

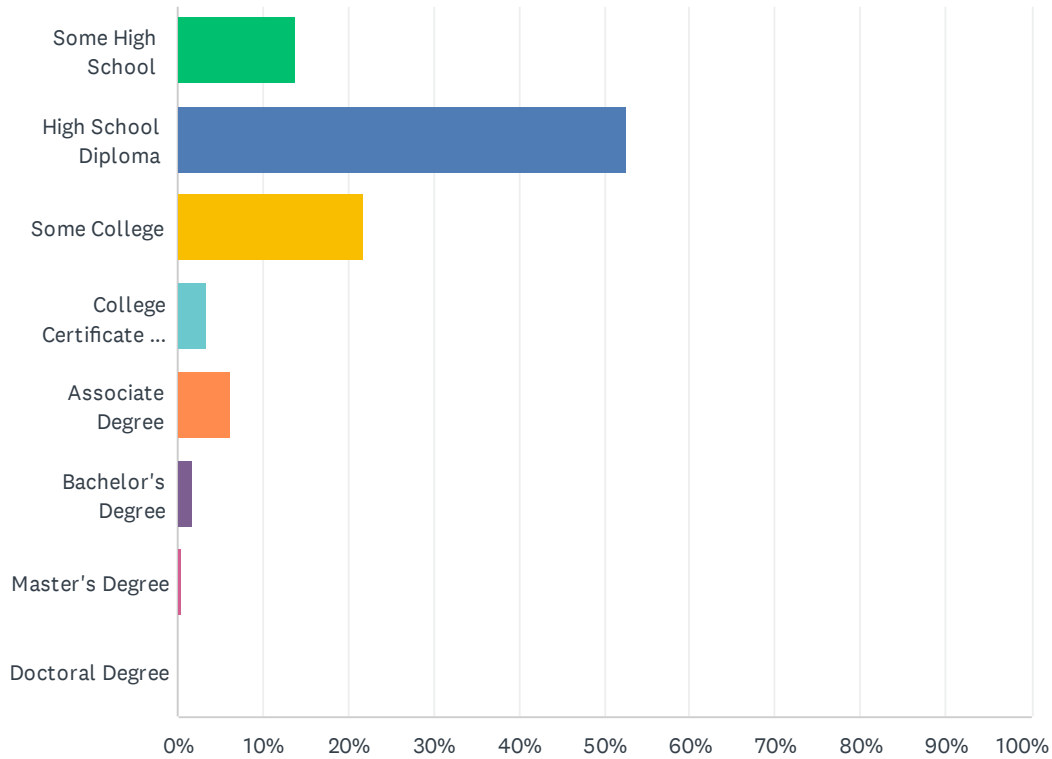
Answered: 239 Skipped: 1



ANSWER CHOICES	RESPONSES	
Gen Alpha (born after 2011)	1.67%	4
Gen Z (born between 1997 - 2010)	66.53%	159
Millennials (born between 1981 - 1996)	18.83%	45
Gen X (born between 1965 - 1980)	11.30%	27
Baby Boomers (born between 1946 - 1964)	1.67%	4
Silent Generation (born before 1945)	0.00%	0
TOTAL		239

Q10 What is the highest level of education you received prior to enrolling at Kirtland?

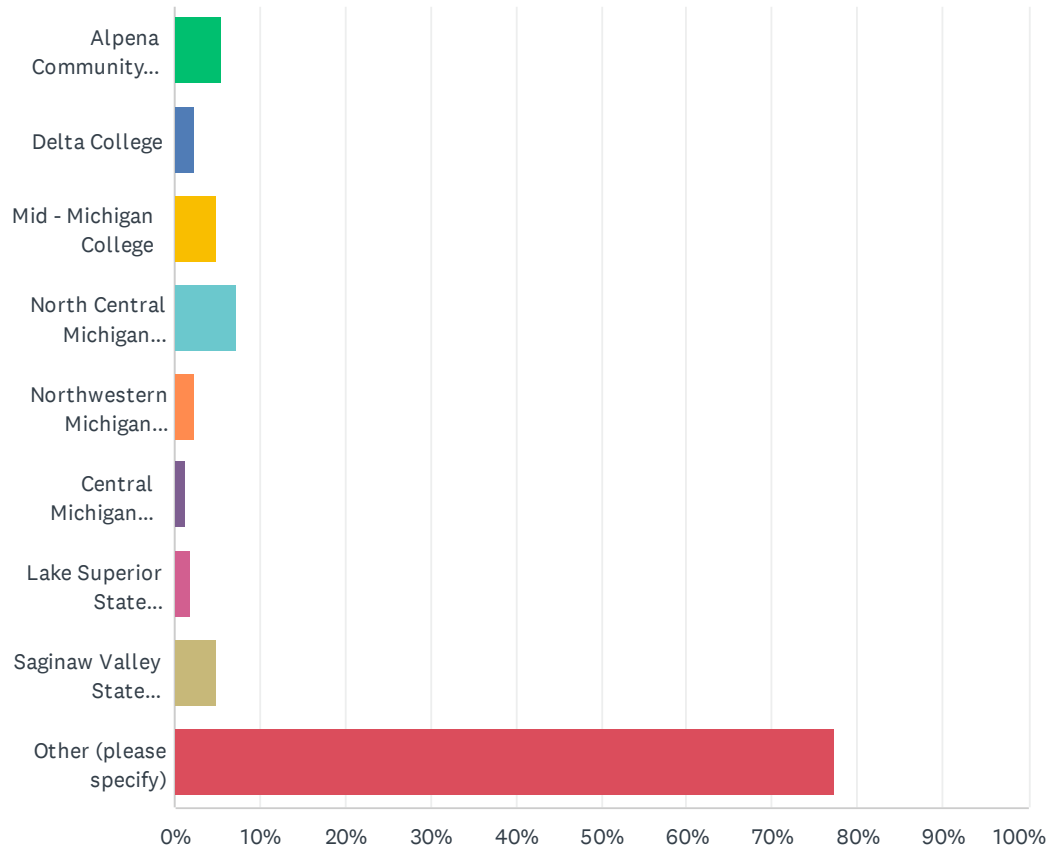
Answered: 239 Skipped: 1



ANSWER CHOICES	RESPONSES	
Some High School	13.81%	33
High School Diploma	52.72%	126
Some College	21.76%	52
College Certificate of Completion	3.35%	8
Associate Degree	6.28%	15
Bachelor's Degree	1.67%	4
Master's Degree	0.42%	1
Doctoral Degree	0.00%	0
TOTAL		239

Q11 What other colleges have you attended since graduating high school? Mark all that apply.

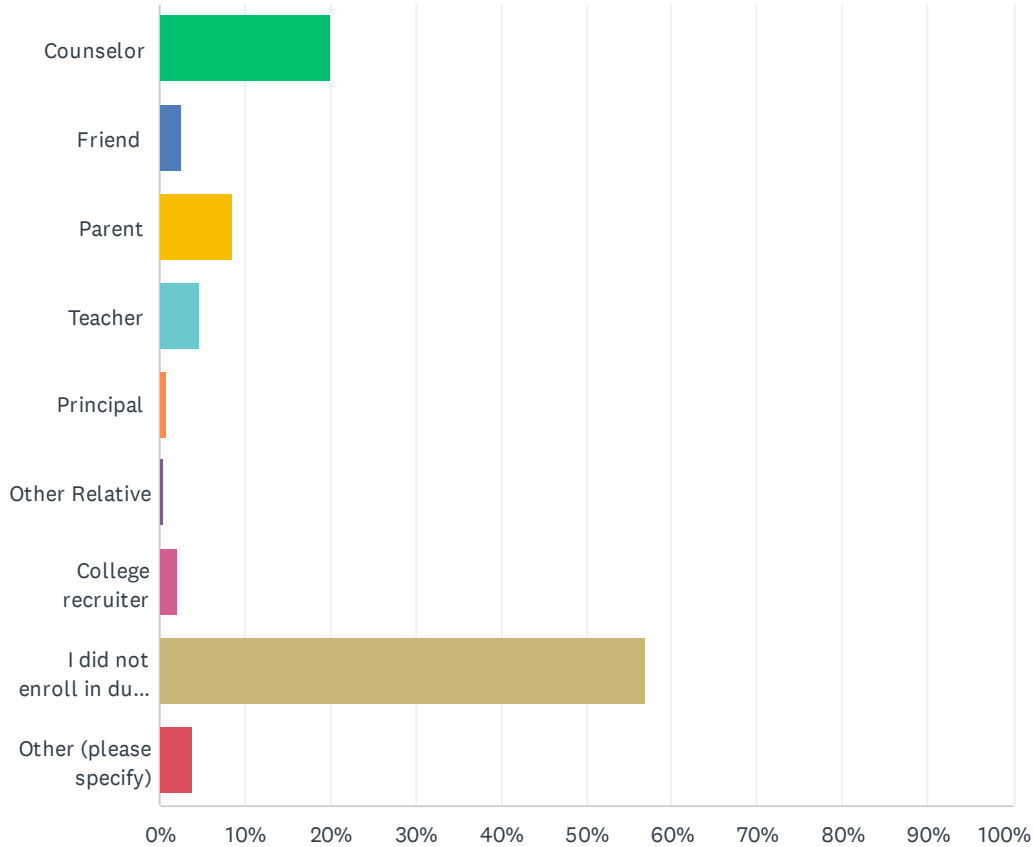
Answered: 164 Skipped: 76



ANSWER CHOICES	RESPONSES	
Alpena Community College	5.49%	9
Delta College	2.44%	4
Mid - Michigan College	4.88%	8
North Central Michigan College	7.32%	12
Northwestern Michigan College	2.44%	4
Central Michigan University	1.22%	2
Lake Superior State University	1.83%	3
Saginaw Valley State University	4.88%	8
Other (please specify)	77.44%	127
Total Respondents: 164		

Q12 How did you learn about dual enrollment or who encouraged you to enroll in a Kirtland course while still in high school?

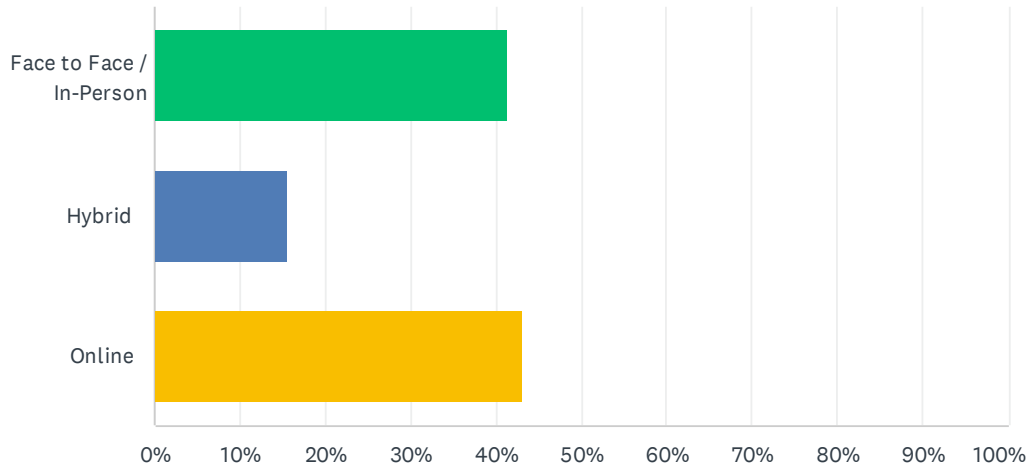
Answered: 234 Skipped: 6



ANSWER CHOICES	RESPONSES	
Counselor	20.09%	47
Friend	2.56%	6
Parent	8.55%	20
Teacher	4.70%	11
Principal	0.85%	2
Other Relative	0.43%	1
College recruiter	2.14%	5
I did not enroll in dual enrollment or college while in high school	56.84%	133
Other (please specify)	3.85%	9
TOTAL		234

Q13 Reflecting on your Kirtland experience, which course delivery method do you prefer?

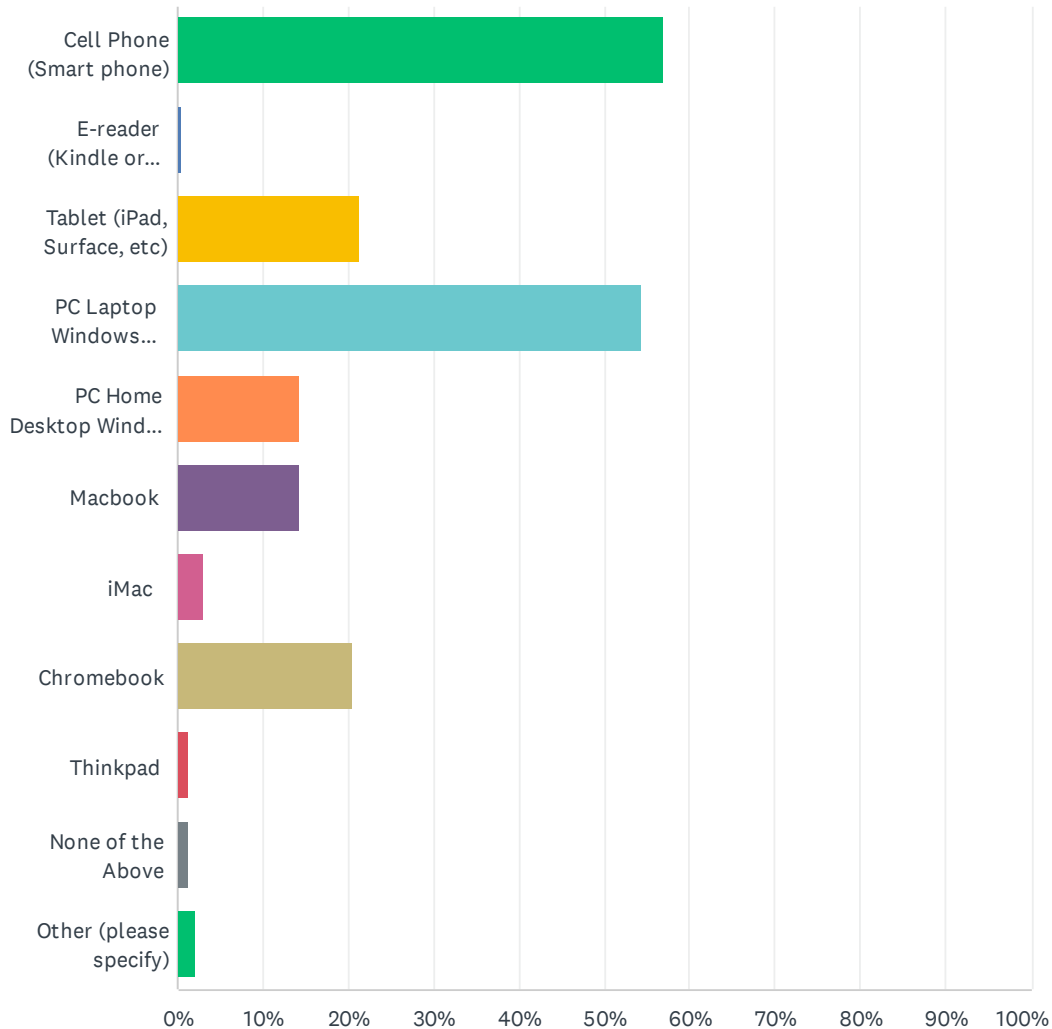
Answered: 230 Skipped: 10



ANSWER CHOICES	RESPONSES	
Face to Face / In-Person	41.30%	95
Hybrid	15.65%	36
Online	43.04%	99
TOTAL		230

Q14 Which type of device(s), if any, do you primarily use for classwork, research, and communication?

Answered: 230 Skipped: 10

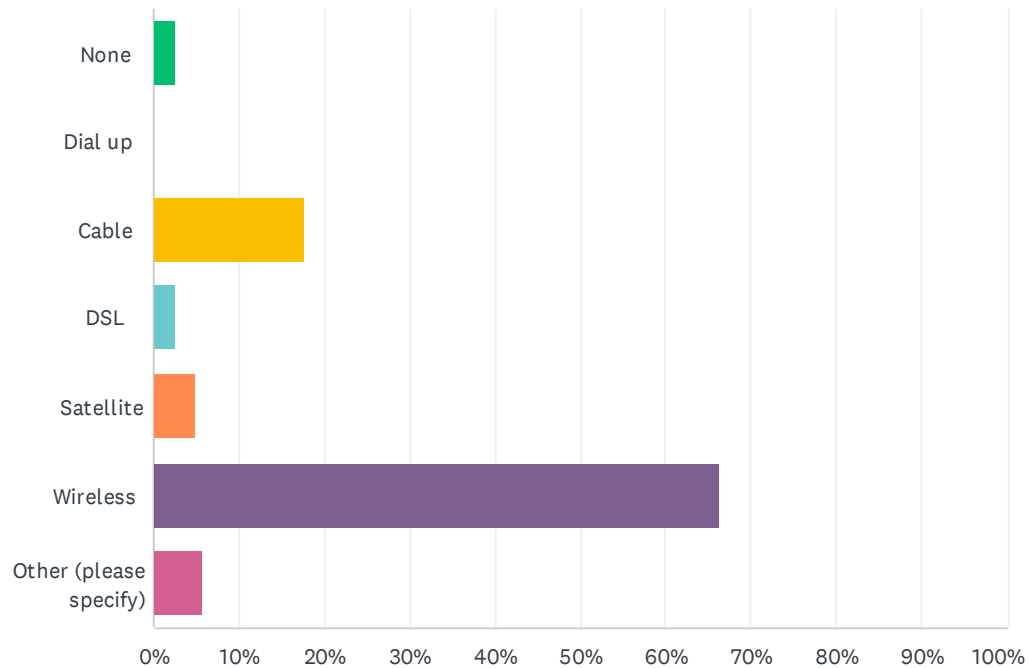


Fall 2023 Student Survey

ANSWER CHOICES	RESPONSES	
Cell Phone (Smart phone)	56.96%	131
E-reader (Kindle or Nook)	0.43%	1
Tablet (iPad, Surface, etc)	21.30%	49
PC Laptop Windows Computer	54.35%	125
PC Home Desktop Windows Computer	14.35%	33
Macbook	14.35%	33
iMac	3.04%	7
Chromebook	20.43%	47
Thinkpad	1.30%	3
None of the Above	1.30%	3
Other (please specify)	2.17%	5
Total Respondents: 230		

Q15 Please select the type of Internet access you have at home?

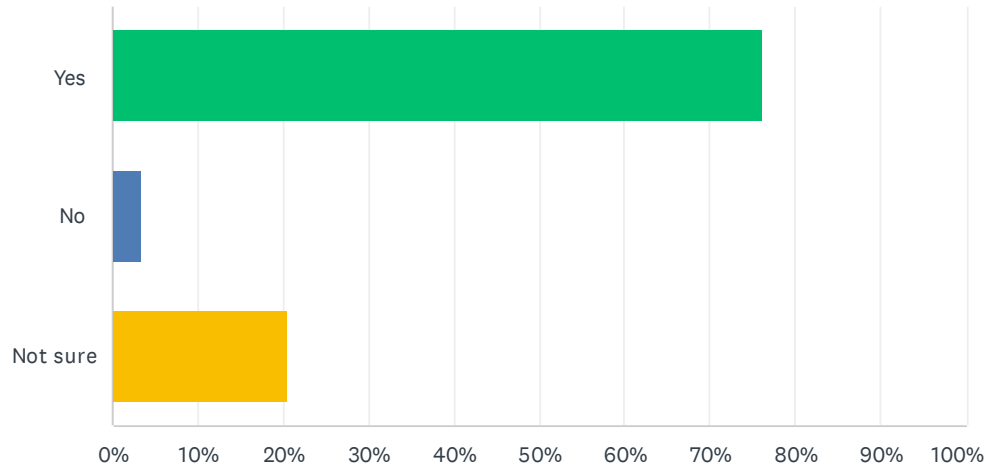
Answered: 226 Skipped: 14



ANSWER CHOICES	RESPONSES	
None	2.65%	6
Dial up	0.00%	0
Cable	17.70%	40
DSL	2.65%	6
Satellite	4.87%	11
Wireless	66.37%	150
Other (please specify)	5.75%	13
TOTAL		226

Q16 Do you, as a Kirtland student, feel there are pathways that are readily accessible and available to you for expressing complaints?

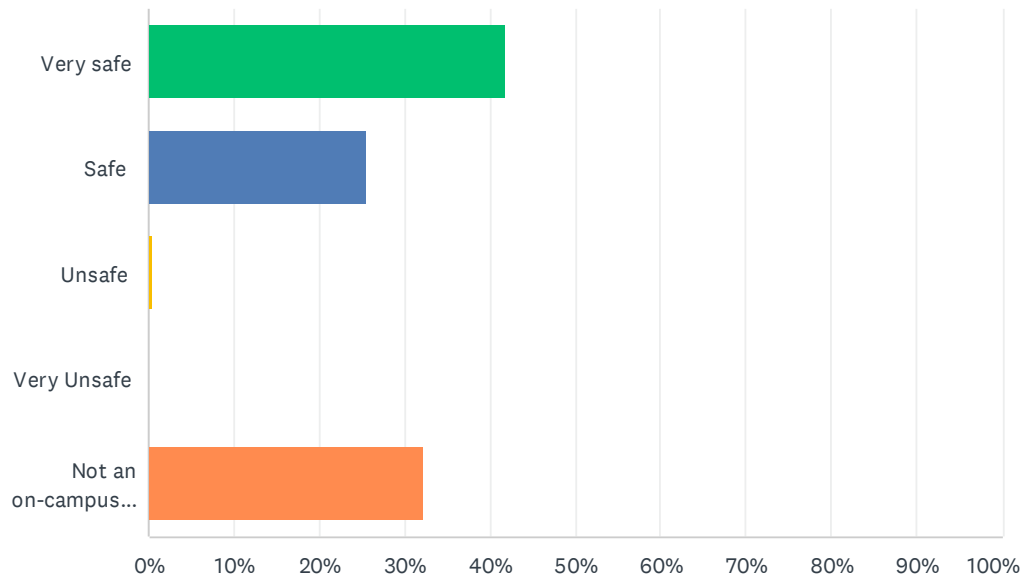
Answered: 230 Skipped: 10



ANSWER CHOICES	RESPONSES	
Yes	76.09%	175
No	3.48%	8
Not sure	20.43%	47
TOTAL		230

Q17 How safe do you, as a Kirtland student, feel while on campus?

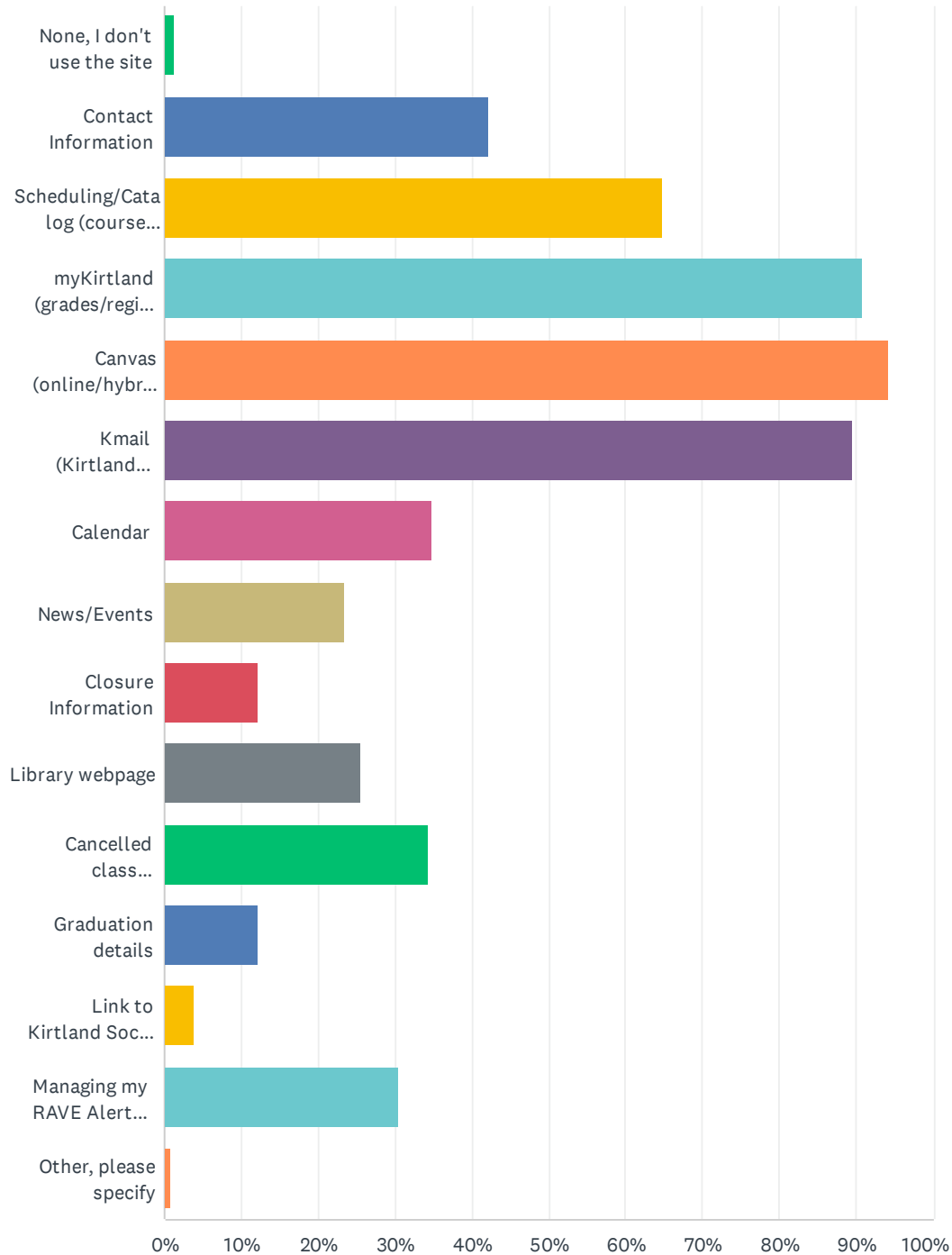
Answered: 230 Skipped: 10



ANSWER CHOICES	RESPONSES	
Very safe	41.74%	96
Safe	25.65%	59
Unsafe	0.43%	1
Very Unsafe	0.00%	0
Not an on-campus student	32.17%	74
TOTAL		230

Q18 Which services do you use the Kirtland website for? Mark all that apply.

Answered: 230 Skipped: 10

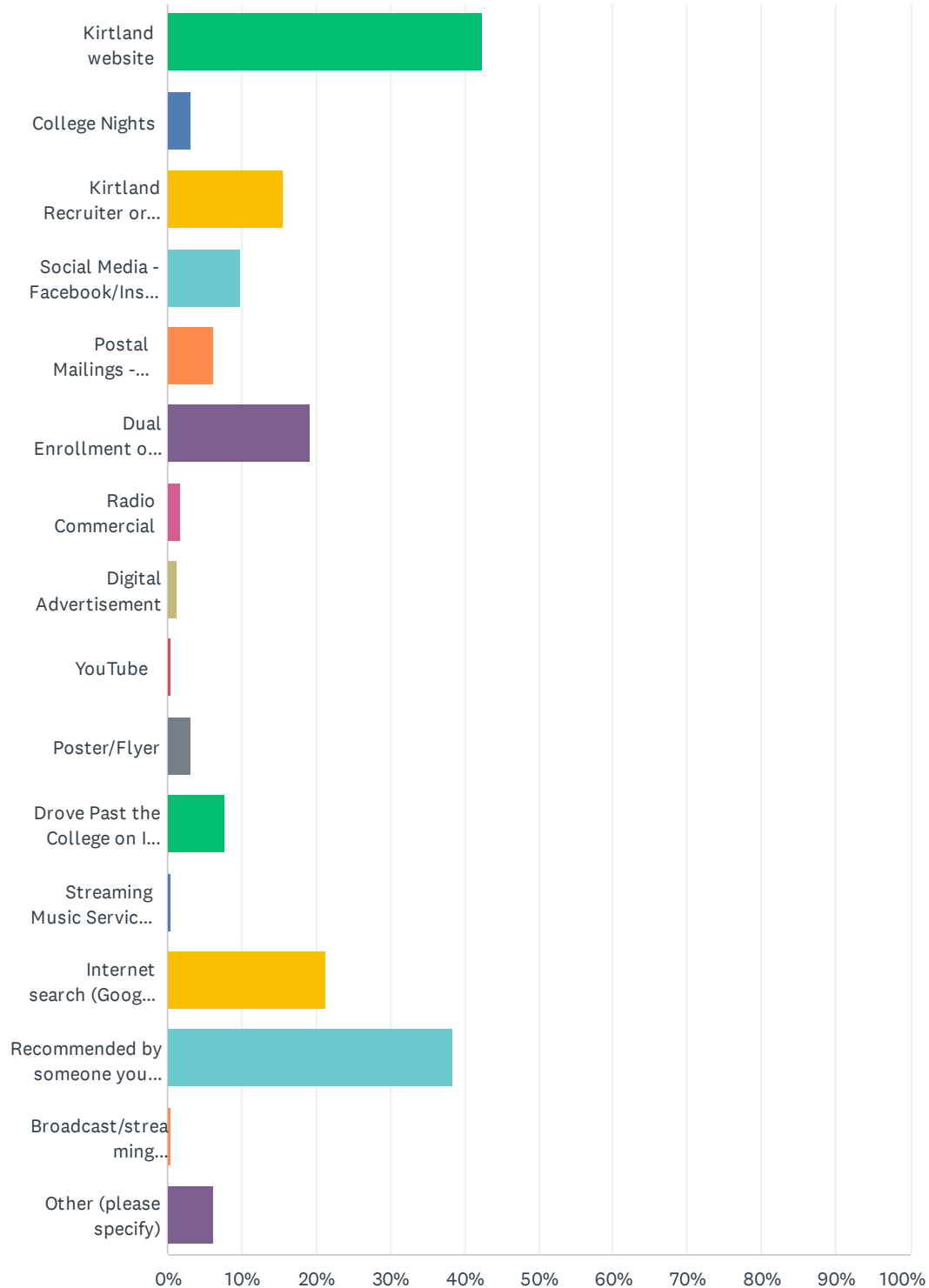


Fall 2023 Student Survey

ANSWER CHOICES	RESPONSES	
None, I don't use the site	1.30%	3
Contact Information	42.17%	97
Scheduling/Catalog (course information)	64.78%	149
myKirtland (grades/registration)	90.87%	209
Canvas (online/hybrid course delivery)	94.35%	217
Kmail (Kirtland Google email)	89.57%	206
Calendar	34.78%	80
News/Events	23.48%	54
Closure Information	12.17%	28
Library webpage	25.65%	59
Cancelled class information in myKirtland or Canvas	34.35%	79
Graduation details	12.17%	28
Link to Kirtland Social Networking pages	3.91%	9
Managing my RAVE Alert account & information	30.43%	70
Other, please specify	0.87%	2
Total Respondents: 230		

Q19 From what marketing tool did you first learn about Kirtland? Mark all that apply.

Answered: 224 Skipped: 16

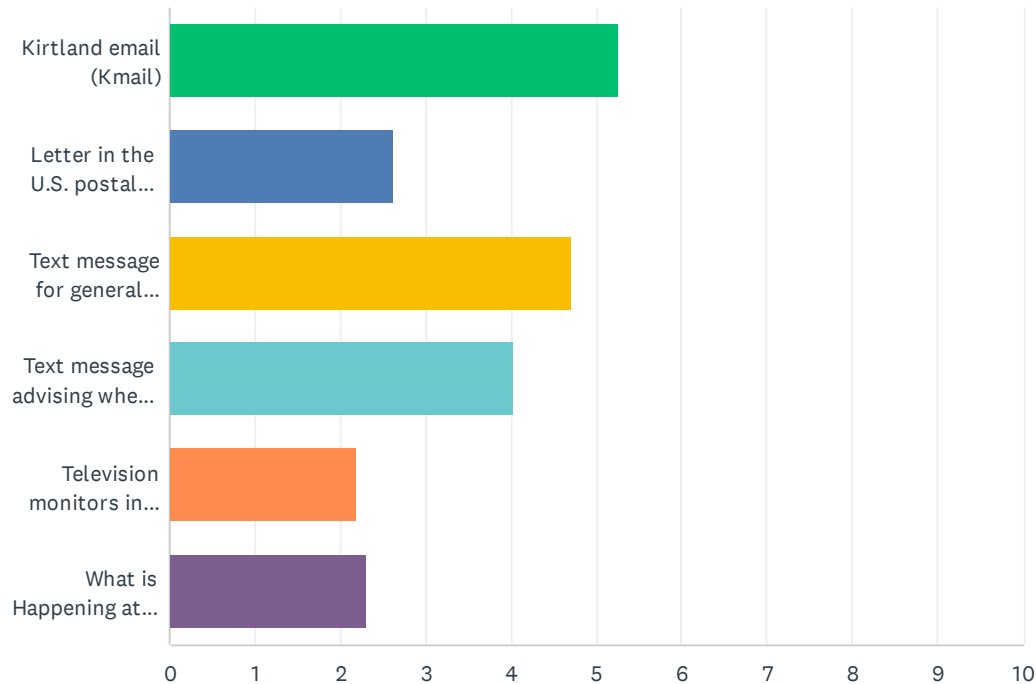


Fall 2023 Student Survey

ANSWER CHOICES	RESPONSES	
Kirtland website	42.41%	95
College Nights	3.13%	7
Kirtland Recruiter or Someone from Kirtland visited my high school	15.63%	35
Social Media - Facebook/Instagram/Twitter/Snapchat, etc.	9.82%	22
Postal Mailings - Postcard/Brochure	6.25%	14
Dual Enrollment or Early Middle College (High School)	19.20%	43
Radio Commercial	1.79%	4
Digital Advertisement	1.34%	3
YouTube	0.45%	1
Poster/Flyer	3.13%	7
Drove Past the College on I-75 and was interested	7.59%	17
Streaming Music Services (Spotify, Pandora, Apple Music, SoundCloud, YouTube Music, etc.)	0.45%	1
Internet search (Google, Firefox, Safari, etc.)	21.43%	48
Recommended by someone you know/Word of mouth (high school teacher/counselor, employer, family, friends, etc.)	38.39%	86
Broadcast/streaming commercials	0.45%	1
Other (please specify)	6.25%	14
Total Respondents: 224		

Q20 Rank the following choices for receiving messages from Kirtland (college-related communication not including RAVE security alerts). 1 = most preferred, 6 = least preferred

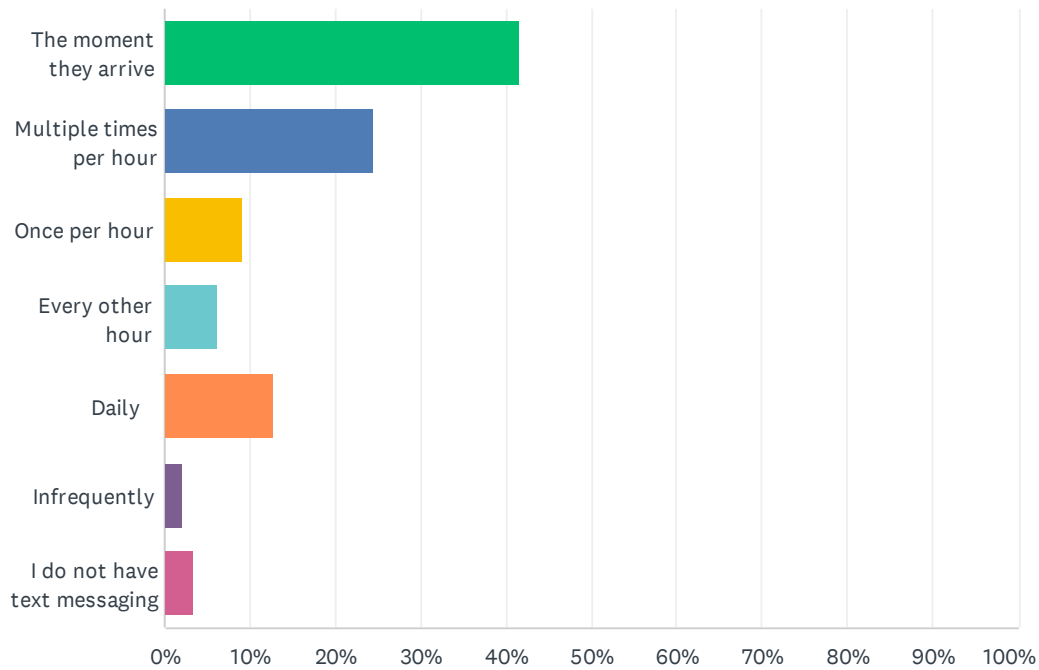
Answered: 228 Skipped: 12



	1	2	3	4	5	6	TOTAL	SCORE
Kirtland email (Kmail)	61.03% 130	17.84% 38	14.55% 31	3.29% 7	0.47% 1	2.82% 6	213	5.27
Letter in the U.S. postal mail	2.39% 5	9.09% 19	11.96% 25	30.14% 63	17.22% 36	29.19% 61	209	2.62
Text message for general information and reminders	29.11% 62	36.62% 78	20.19% 43	7.98% 17	3.76% 8	2.35% 5	213	4.72
Text message advising when to check Kmail for communications and information from Kirtland	7.91% 17	28.37% 61	33.49% 72	21.86% 47	5.12% 11	3.26% 7	215	4.02
Television monitors in Kirtland buildings	1.42% 3	2.36% 5	7.55% 16	17.45% 37	45.75% 97	25.47% 54	212	2.20
What is Happening at Kirtland "bathroom wall" flyers	3.59% 8	6.28% 14	10.31% 23	16.59% 37	24.22% 54	39.01% 87	223	2.31

Q21 How frequently do you check your text messages?

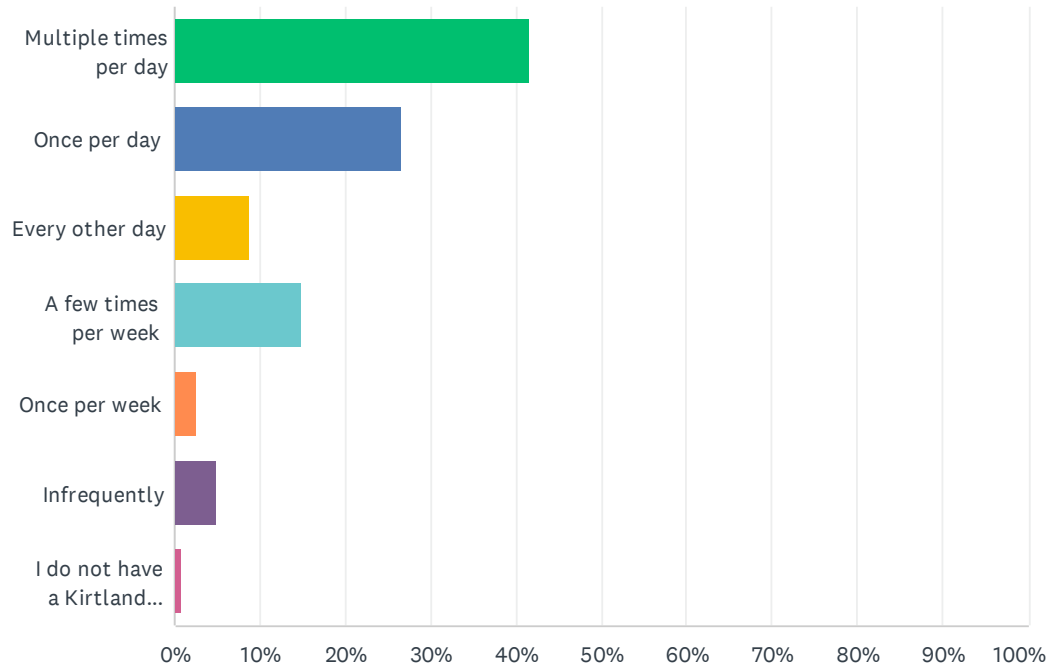
Answered: 228 Skipped: 12



ANSWER CHOICES	RESPONSES	
The moment they arrive	41.67%	95
Multiple times per hour	24.56%	56
Once per hour	9.21%	21
Every other hour	6.14%	14
Daily	12.72%	29
Infrequently	2.19%	5
I do not have text messaging	3.51%	8
TOTAL		228

Q22 How frequently do you check your Kirtland email (*****@kirtland.edu)?

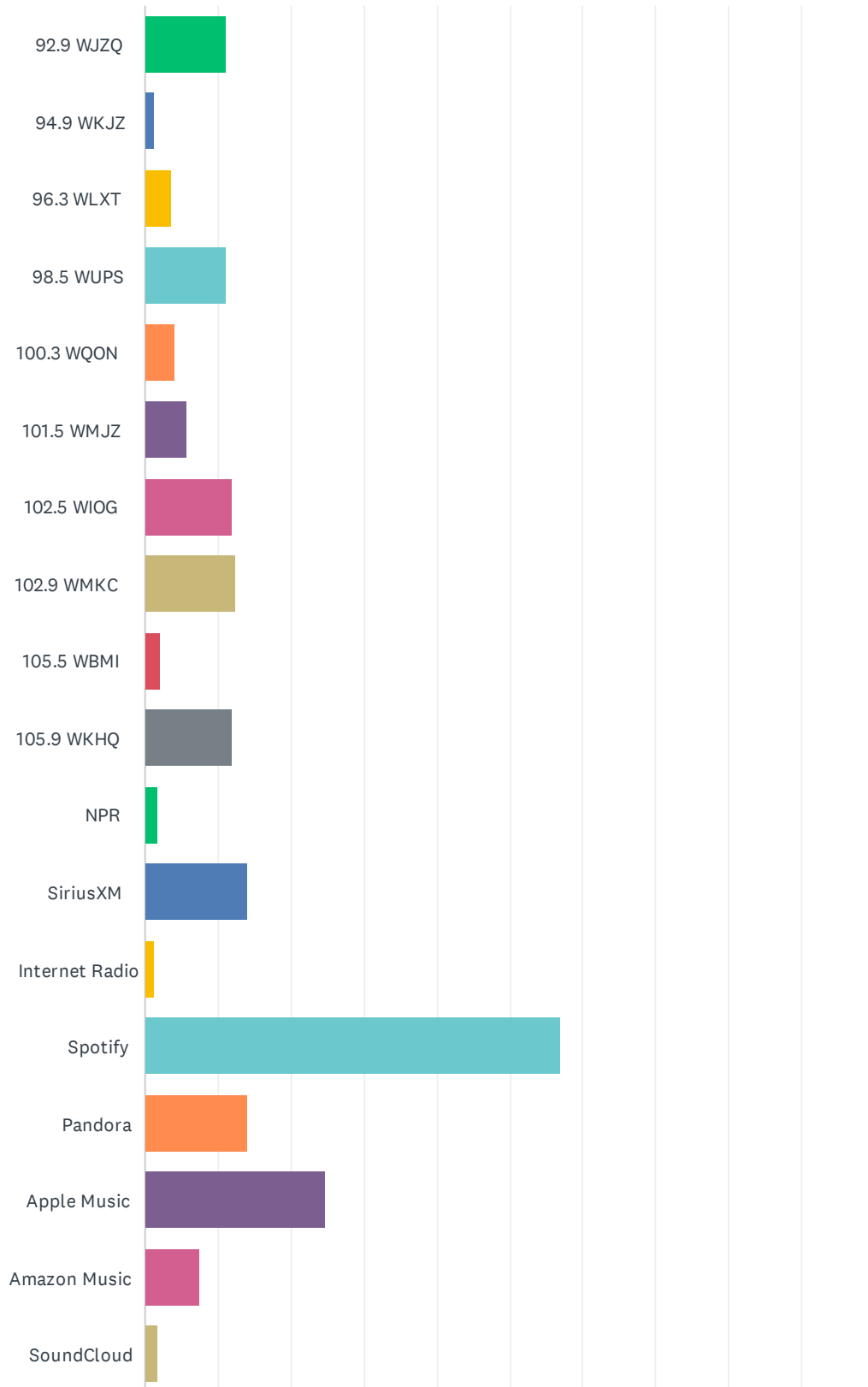
Answered: 229 Skipped: 11



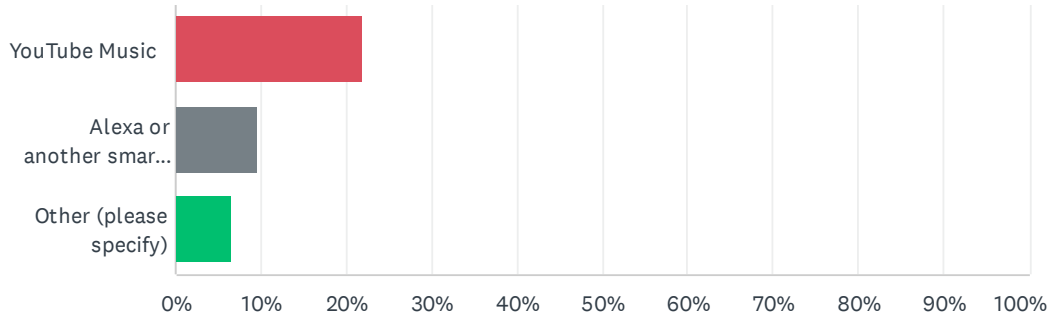
ANSWER CHOICES	RESPONSES	
Multiple times per day	41.48%	95
Once per day	26.64%	61
Every other day	8.73%	20
A few times per week	14.85%	34
Once per week	2.62%	6
Infrequently	4.80%	11
I do not have a Kirtland email	0.87%	2
TOTAL		229

Q23 What radio stations or music streaming services do you regularly listen to? Mark all that apply.

Answered: 227 Skipped: 13



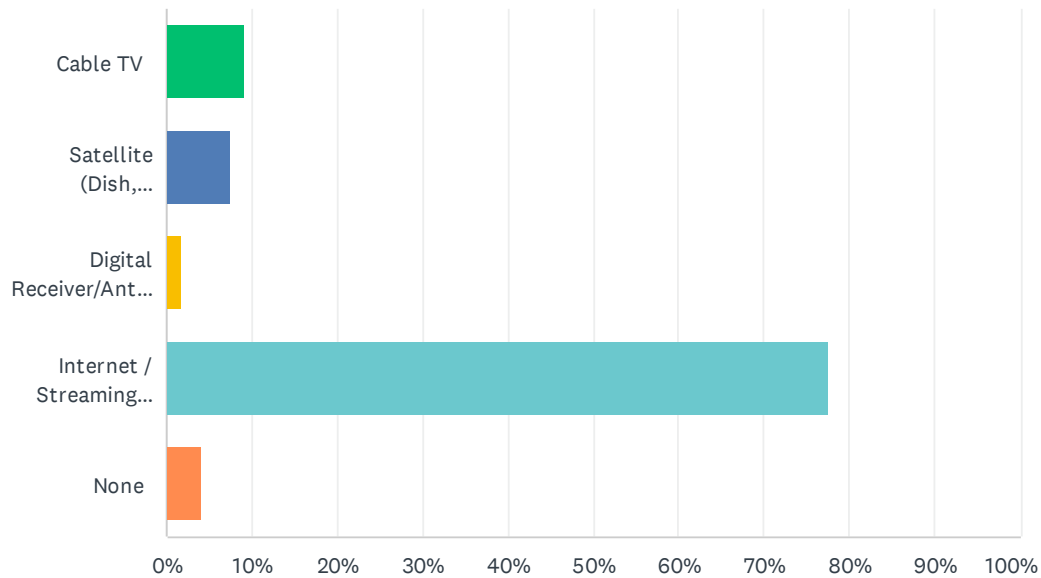
Fall 2023 Student Survey



ANSWER CHOICES	RESPONSES	
92.9 WJZQ	11.01%	25
94.9 WKJZ	1.32%	3
96.3 WLXT	3.52%	8
98.5 WUPS	11.01%	25
100.3 WQON	3.96%	9
101.5 WMJZ	5.73%	13
102.5 WIOG	11.89%	27
102.9 WMKC	12.33%	28
105.5 WBMI	2.20%	5
105.9 WKHQ	11.89%	27
NPR	1.76%	4
SiriusXM	14.10%	32
Internet Radio	1.32%	3
Spotify	56.83%	129
Pandora	14.10%	32
Apple Music	24.67%	56
Amazon Music	7.49%	17
SoundCloud	1.76%	4
YouTube Music	22.03%	50
Alexa or another smart speaker	9.69%	22
Other (please specify)	6.61%	15
Total Respondents: 227		

Q24 How do you get television access?

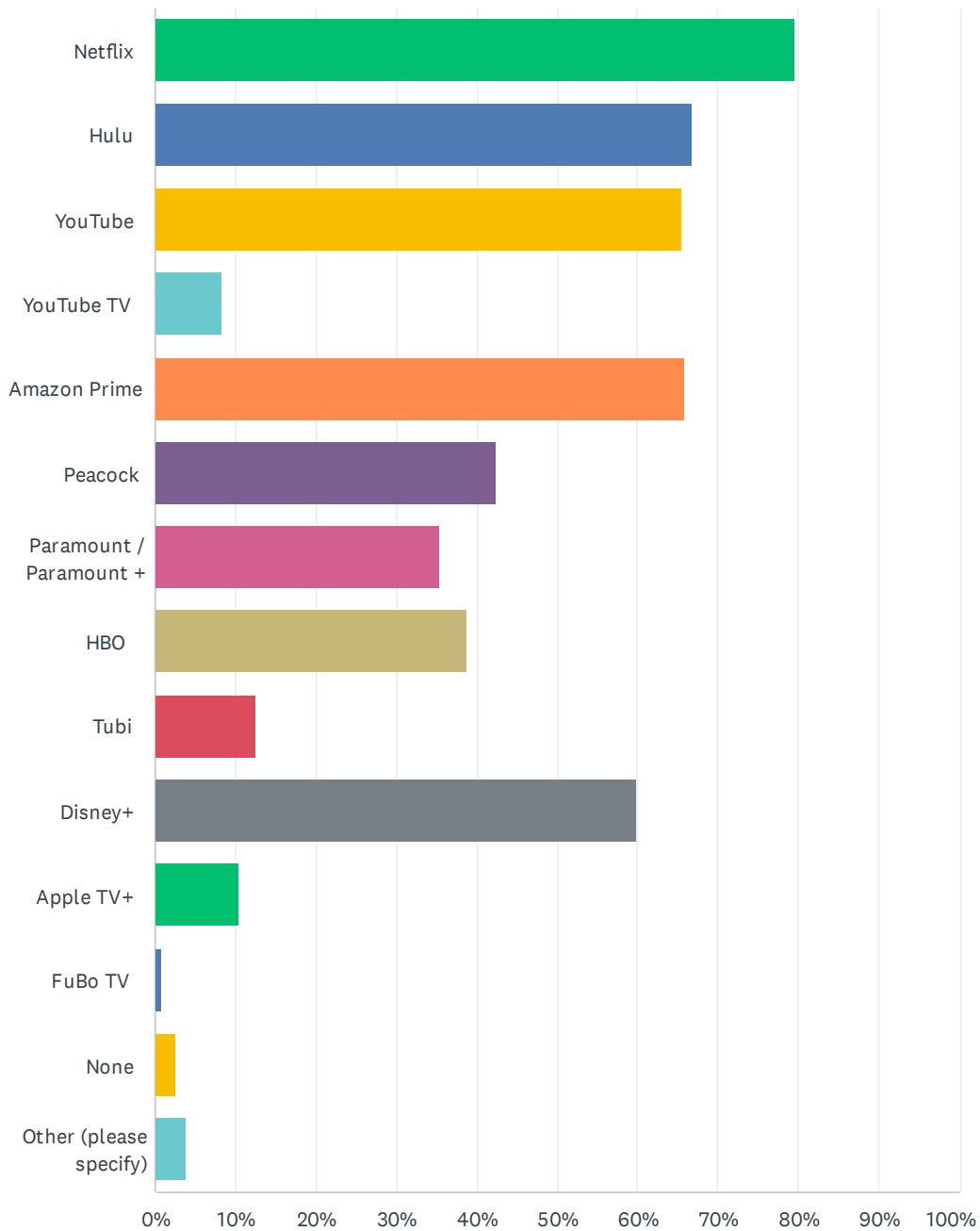
Answered: 227 Skipped: 13



ANSWER CHOICES	RESPONSES	
Cable TV	9.25%	21
Satellite (Dish, DirectTV, etc.)	7.49%	17
Digital Receiver/Antenna	1.76%	4
Internet / Streaming (Hulu, Tubi, Prime, etc.)	77.53%	176
None	3.96%	9
TOTAL		227

Q25 What streaming services do you watch? Mark all that apply.

Answered: 229 Skipped: 11

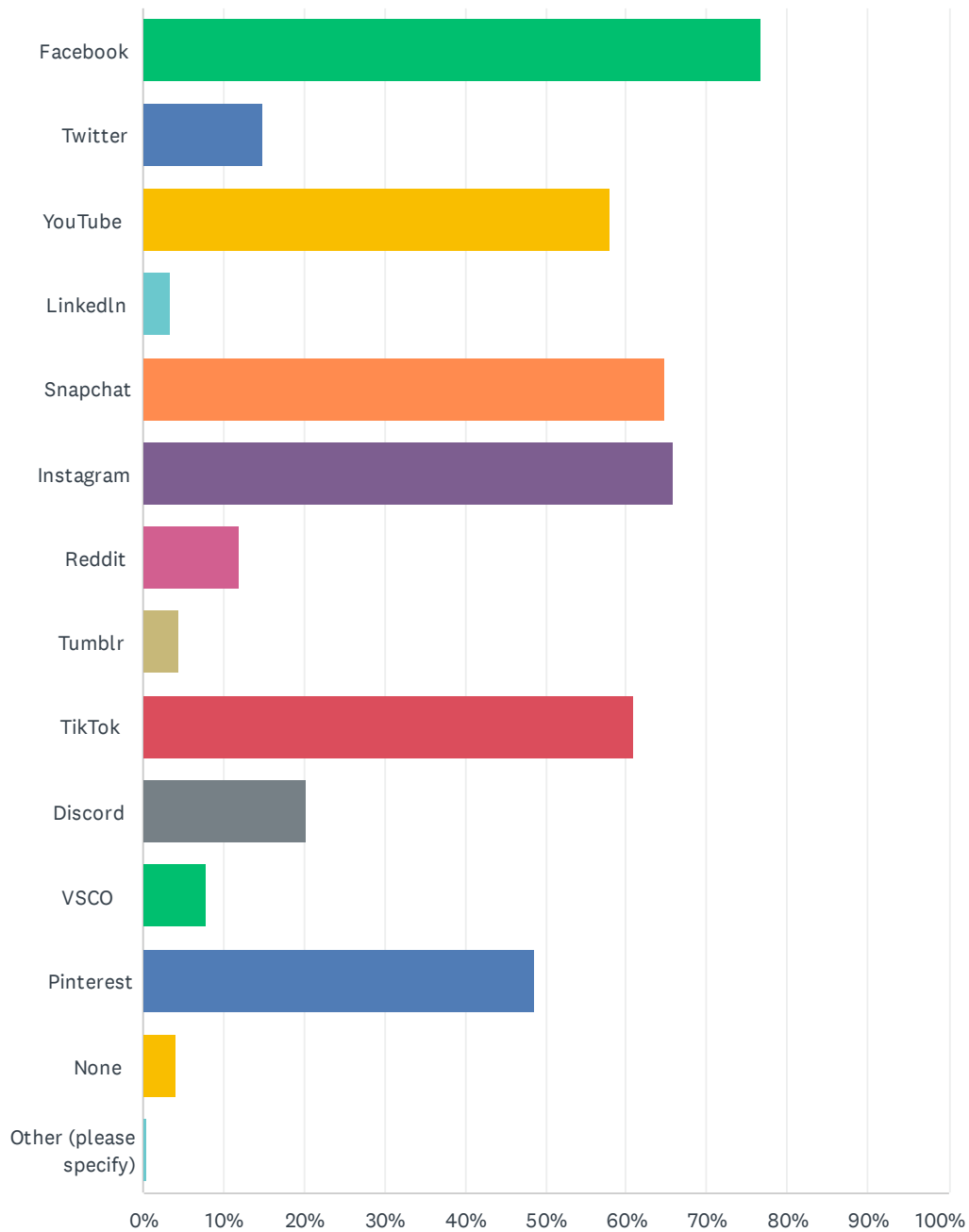


Fall 2023 Student Survey

ANSWER CHOICES	RESPONSES	
Netflix	79.48%	182
Hulu	66.81%	153
YouTube	65.50%	150
YouTube TV	8.30%	19
Amazon Prime	65.94%	151
Peacock	42.36%	97
Paramount / Paramount +	35.37%	81
HBO	38.86%	89
Tubi	12.66%	29
Disney+	59.83%	137
Apple TV+	10.48%	24
FuBo TV	0.87%	2
None	2.62%	6
Other (please specify)	3.93%	9
Total Respondents: 229		

Q26 What social networks do you belong to and use? Mark all that apply.

Answered: 228 Skipped: 12

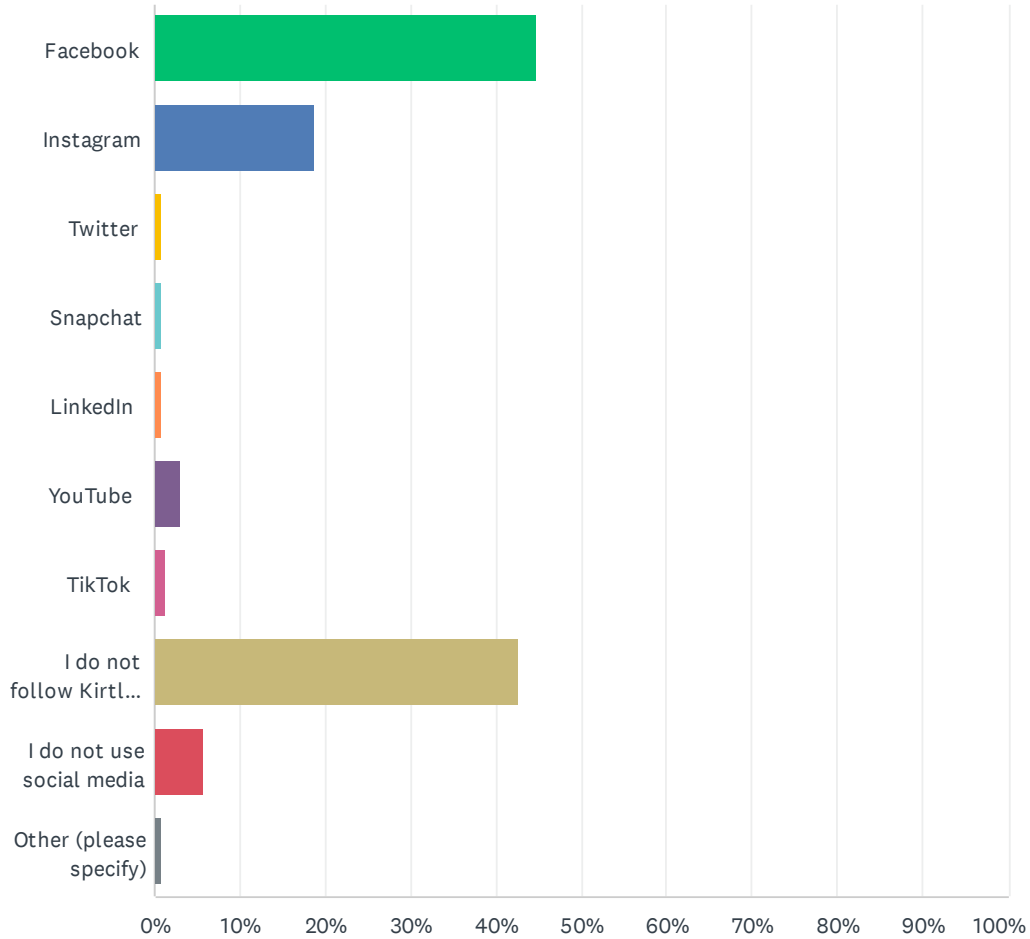


Fall 2023 Student Survey

ANSWER CHOICES	RESPONSES	
Facebook	76.75%	175
Twitter	14.91%	34
YouTube	57.89%	132
LinkedIn	3.51%	8
Snapchat	64.91%	148
Instagram	65.79%	150
Reddit	11.84%	27
Tumblr	4.39%	10
TikTok	60.96%	139
Discord	20.18%	46
VSCO	7.89%	18
Pinterest	48.68%	111
None	3.95%	9
Other (please specify)	0.44%	1
Total Respondents: 228		

Q27 On which social media platforms do you follow Kirtland? Mark all that apply.

Answered: 228 Skipped: 12

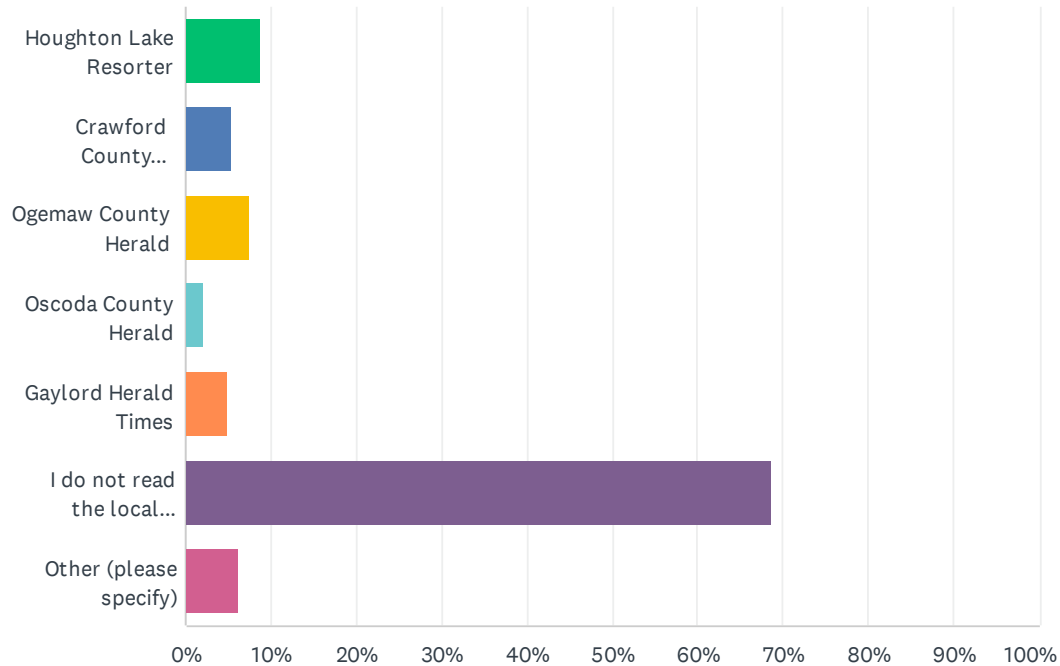


Fall 2023 Student Survey

ANSWER CHOICES	RESPONSES	
Facebook	44.74%	102
Instagram	18.86%	43
Twitter	0.88%	2
Snapchat	0.88%	2
LinkedIn	0.88%	2
YouTube	3.07%	7
TikTok	1.32%	3
I do not follow Kirtland on social media	42.54%	97
I do not use social media	5.70%	13
Other (please specify)	0.88%	2
Total Respondents: 228		

Q28 Which of the following local newspapers do you read? Mark all that apply.

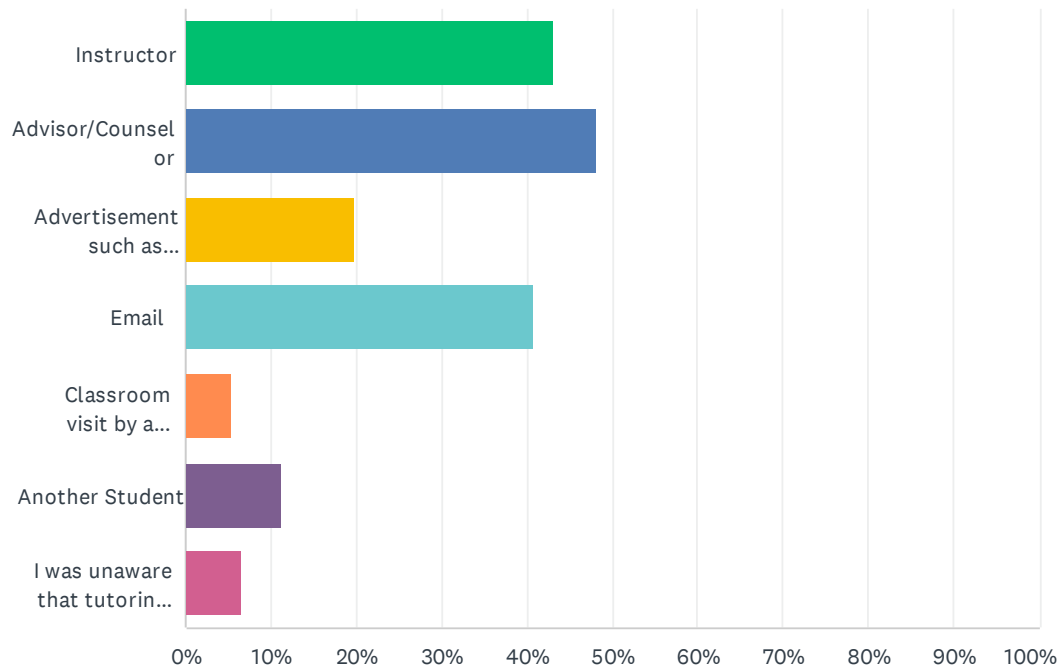
Answered: 227 Skipped: 13



ANSWER CHOICES	RESPONSES	
Houghton Lake Resorter	8.81%	20
Crawford County Avalanche	5.29%	12
Ogemaw County Herald	7.49%	17
Oscoda County Herald	2.20%	5
Gaylord Herald Times	4.85%	11
I do not read the local newspapers	68.72%	156
Other (please specify)	6.17%	14
Total Respondents: 227		

Q29 How did you learn about tutoring? Mark all that apply.

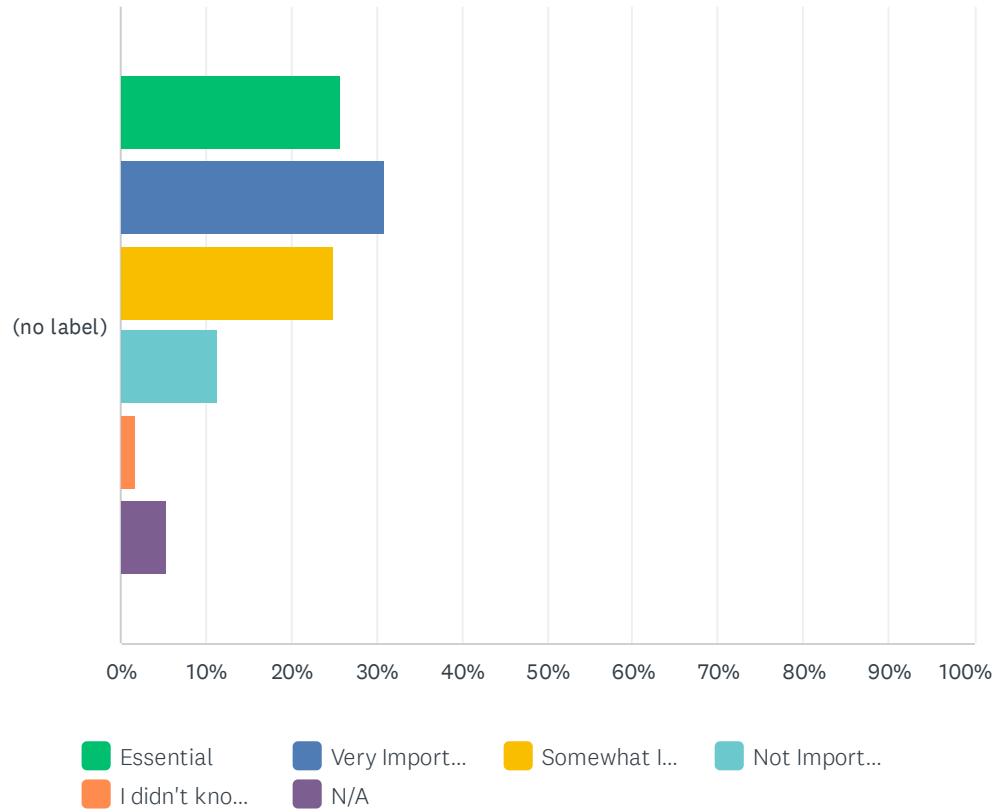
Answered: 228 Skipped: 12



ANSWER CHOICES	RESPONSES	
Instructor	42.98%	98
Advisor/Counselor	48.25%	110
Advertisement such as Bathroom Wall, Monitor, or Social Media	19.74%	45
Email	40.79%	93
Classroom visit by a staff member of the Tutoring Department	5.26%	12
Another Student	11.40%	26
I was unaware that tutoring is available	6.58%	15
Total Respondents: 228		

Q30 How important are Library resources (books, ebooks, databases, NoodleTools, LibGuides, etc.) to your coursework?

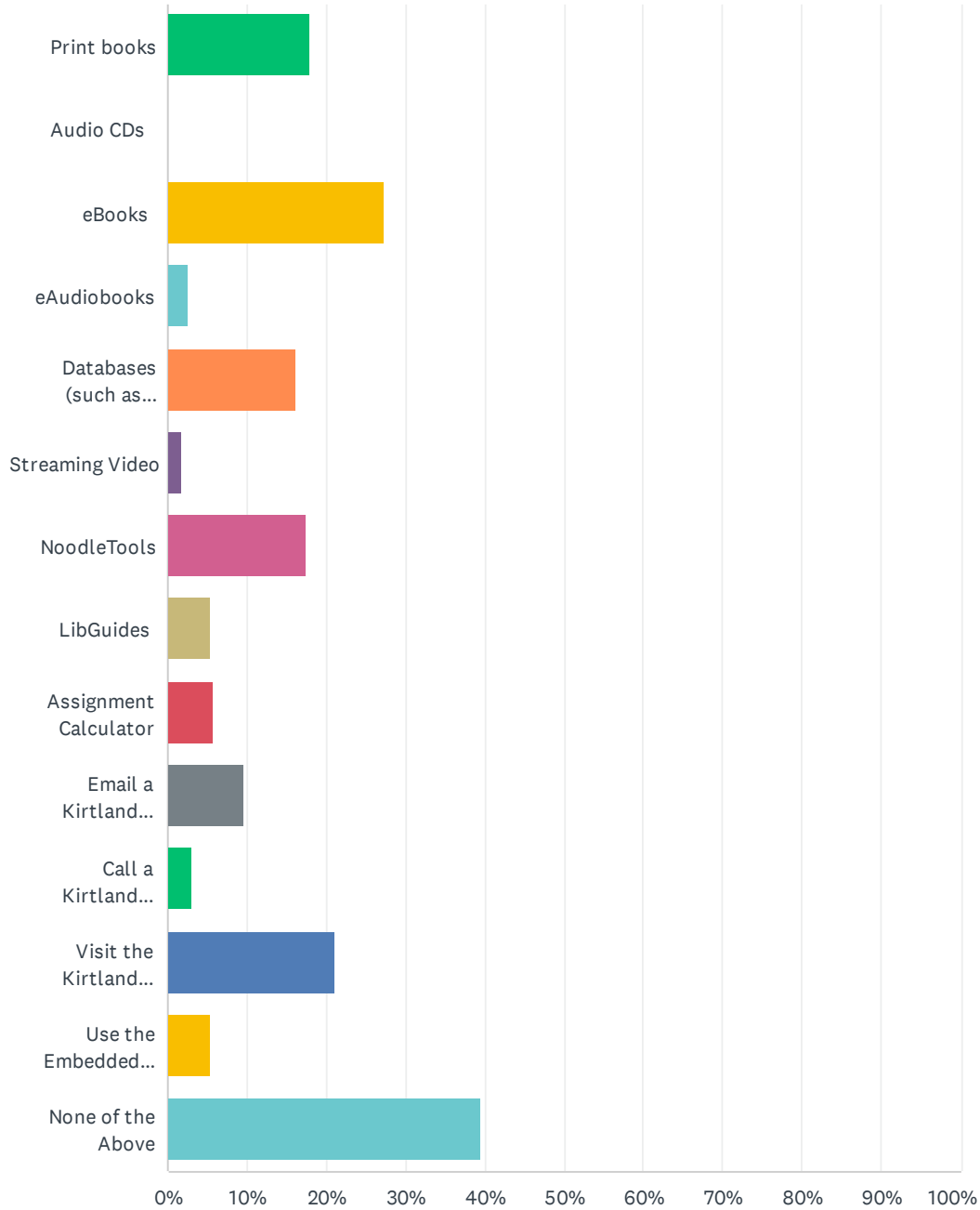
Answered: 229 Skipped: 11



	ESSENTIAL	VERY IMPORTANT	SOMEWHAT IMPORTANT	NOT IMPORTANT	I DIDN'T KNOW RESOURCES WERE AVAILABLE	N/A	TOTAL	WEIGHTED AVERAGE
(no label)	25.76% 59	31.00% 71	24.89% 57	11.35% 26	1.75% 4	5.24% 12	229	3.71

Q31 For any of your courses this semester, what Library resources and services did you use? Mark all that apply.

Answered: 228 Skipped: 12

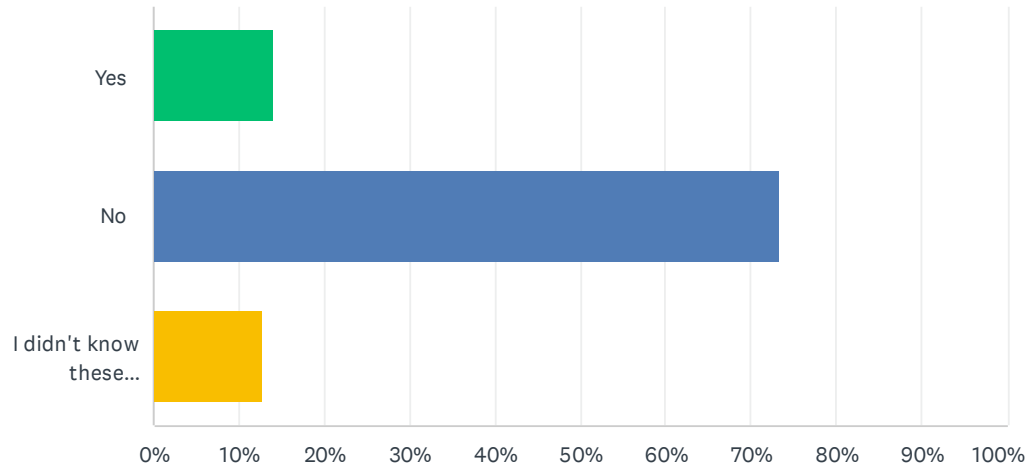


Fall 2023 Student Survey

ANSWER CHOICES	RESPONSES	
Print books	17.98%	41
Audio CDs	0.00%	0
eBooks	27.19%	62
eAudiobooks	2.63%	6
Databases (such as Opposing Viewpoints, CQ Researcher, Gale, ProQuest and more)	16.23%	37
Streaming Video	1.75%	4
NoodleTools	17.54%	40
LibGuides	5.26%	12
Assignment Calculator	5.70%	13
Email a Kirtland Librarian	9.65%	22
Call a Kirtland Librarian	3.07%	7
Visit the Kirtland Library in person	21.05%	48
Use the Embedded Librarian Services in Canvas	5.26%	12
None of the Above	39.47%	90
Total Respondents: 228		

Q32 Have you borrowed any ebooks or eaudiobooks for pleasure or coursework from OverDrive or Libby Collections?

Answered: 228 Skipped: 12



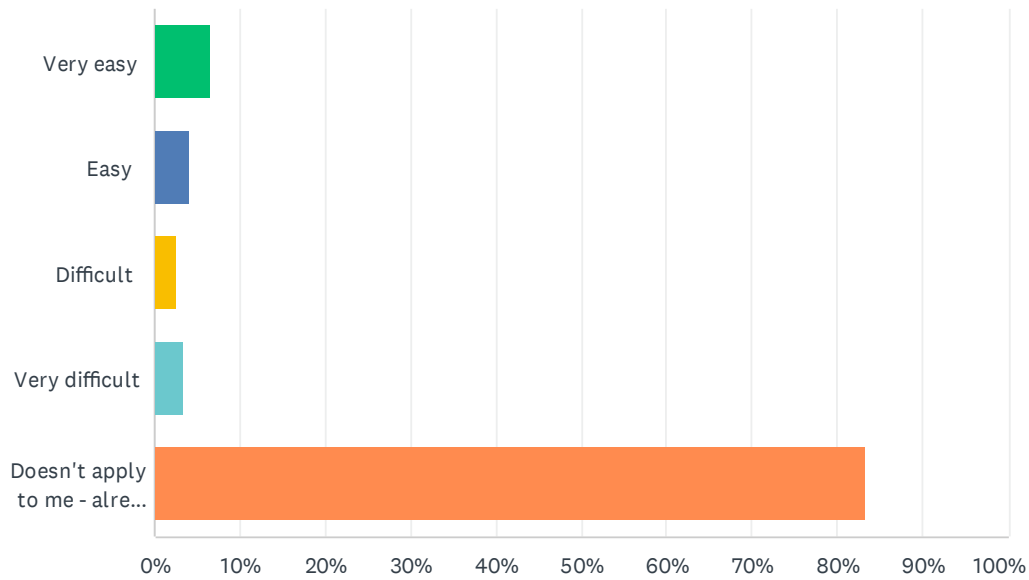
ANSWER CHOICES	RESPONSES	
Yes	14.04%	32
No	73.25%	167
I didn't know these ebook/audiobook collections were available	12.72%	29
TOTAL		228

Q33 If Kirtland were to offer additional support services for job placement after you graduate, what would you need the most help with?

Answered: 163 Skipped: 77

Q34 How difficult was it for you to secure housing while attending Kirtland?

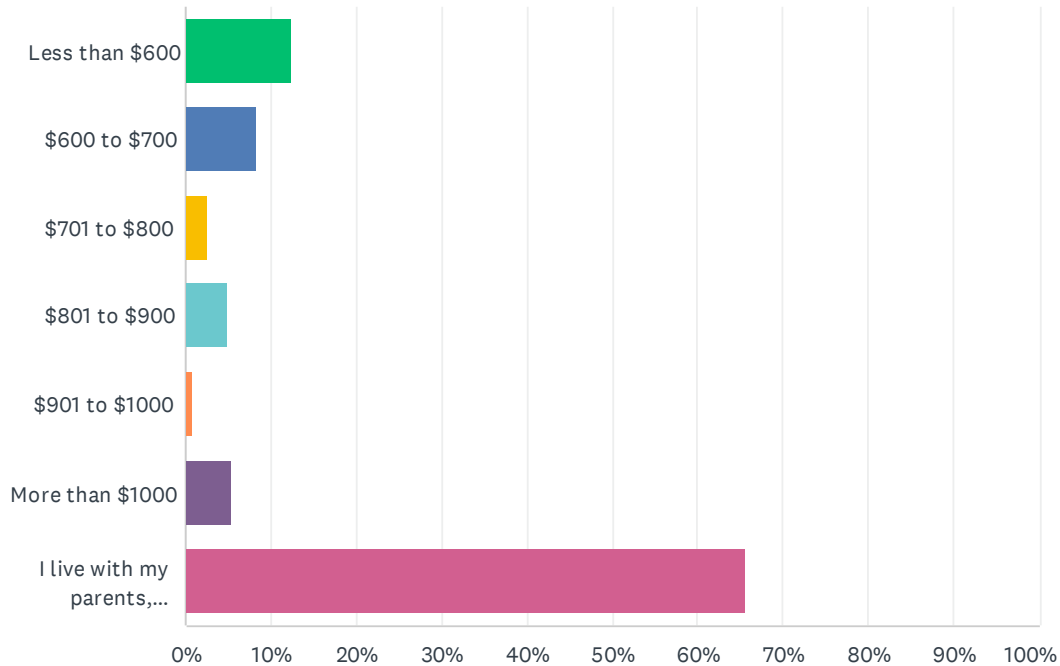
Answered: 228 Skipped: 12



ANSWER CHOICES	RESPONSES	
Very easy	6.58%	15
Easy	3.95%	9
Difficult	2.63%	6
Very difficult	3.51%	8
Doesn't apply to me - already had housing / living with family / etc	83.33%	190
TOTAL		228

Q35 If you live off campus now, not with your parents, relative or significant other, how much do you pay in rent each month?

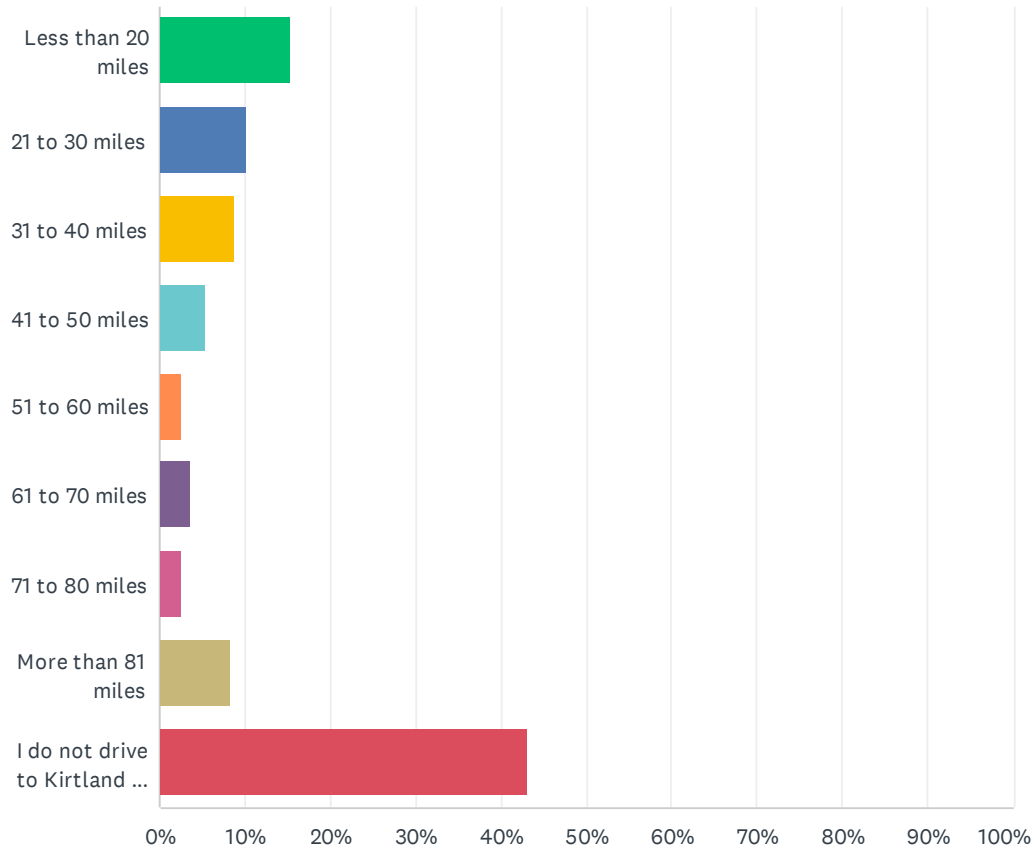
Answered: 227 Skipped: 13



ANSWER CHOICES	RESPONSES	
Less than \$600	12.33%	28
\$600 to \$700	8.37%	19
\$701 to \$800	2.64%	6
\$801 to \$900	4.85%	11
\$901 to \$1000	0.88%	2
More than \$1000	5.29%	12
I live with my parents, relatives or significant other	65.64%	149
TOTAL		227

Q36 How many miles, round trip, do you drive to attend classes at Kirtland?

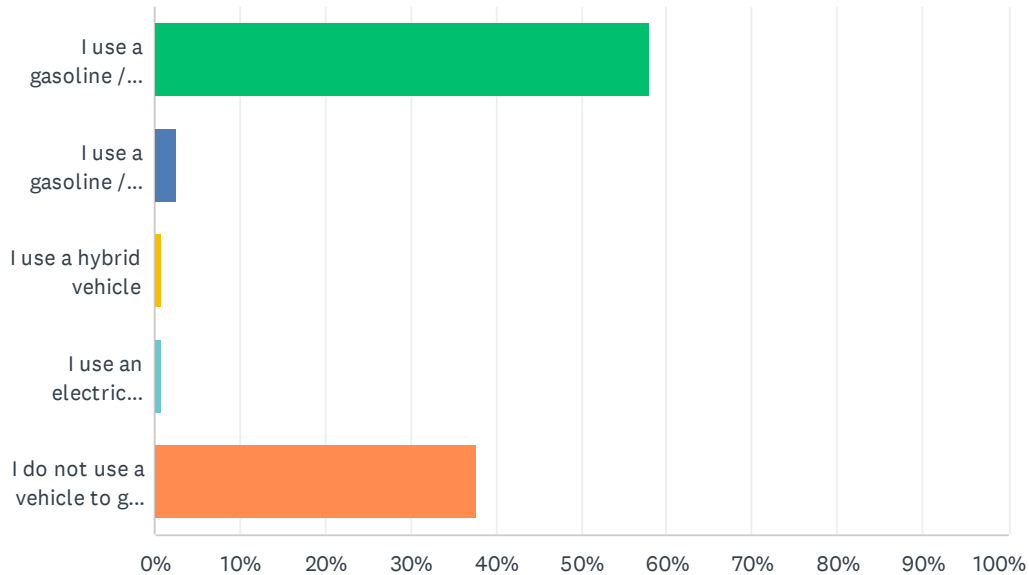
Answered: 227 Skipped: 13



ANSWER CHOICES	RESPONSES	
Less than 20 miles	15.42%	35
21 to 30 miles	10.13%	23
31 to 40 miles	8.81%	20
41 to 50 miles	5.29%	12
51 to 60 miles	2.64%	6
61 to 70 miles	3.52%	8
71 to 80 miles	2.64%	6
More than 81 miles	8.37%	19
I do not drive to Kirtland for classes (taking only online classes)	43.17%	98
TOTAL		227

Q37 What type of transportation do you intend to utilize to get to and from Kirtland?

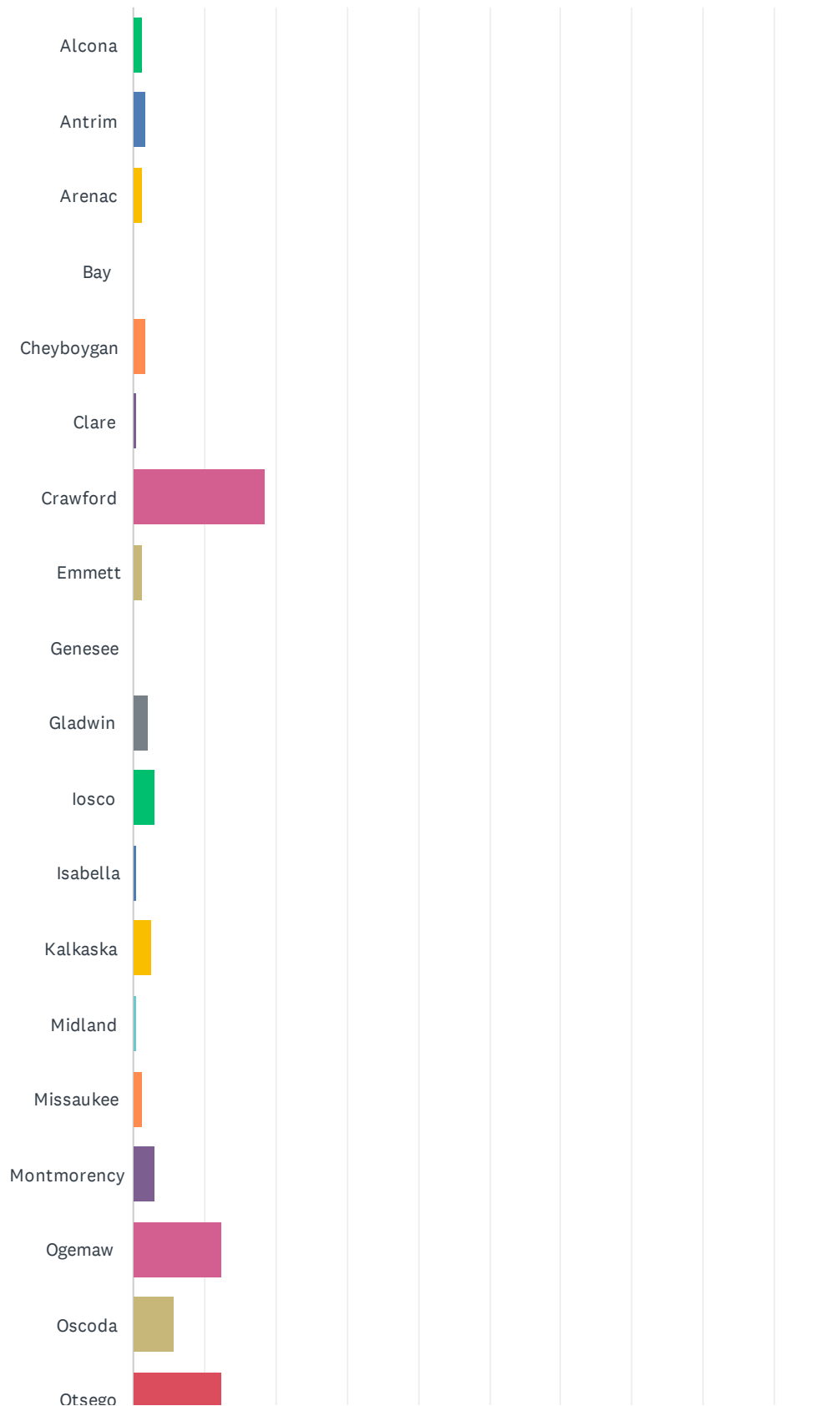
Answered: 228 Skipped: 12



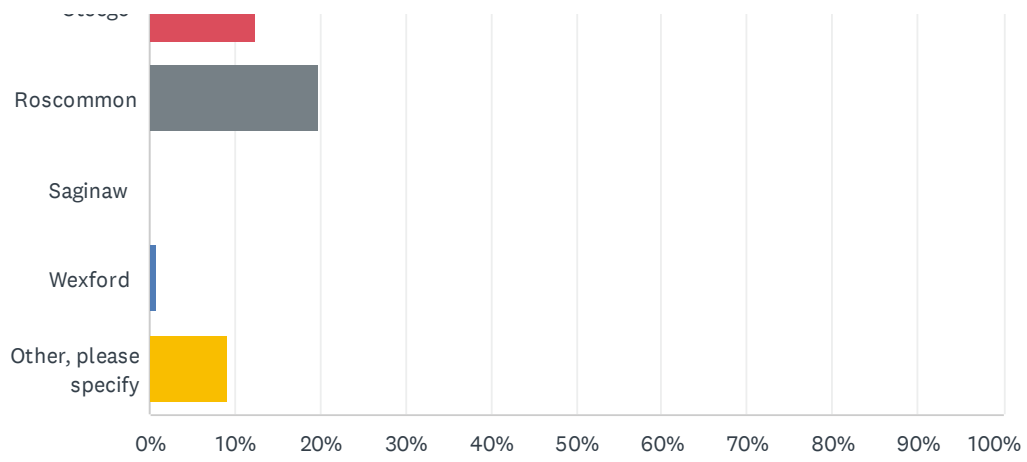
ANSWER CHOICES	RESPONSES	
I use a gasoline / diesel powered vehicle and have no plans to change to an electric vehicle	57.89%	132
I use a gasoline / diesel powered vehicle currently but plan to switch to an electric vehicle in the future	2.63%	6
I use a hybrid vehicle	0.88%	2
I use an electric vehicle	0.88%	2
I do not use a vehicle to get to Kirtland (taking online classes only)	37.72%	86
TOTAL		228

Q38 What county do you live in?

Answered: 227 Skipped: 13



Fall 2023 Student Survey

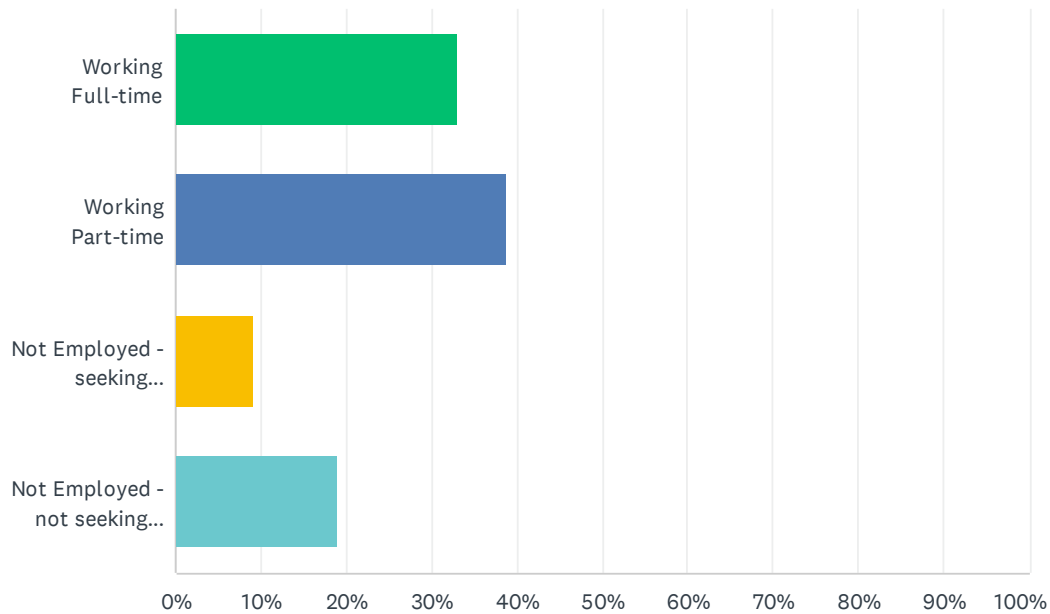


Fall 2023 Student Survey

ANSWER CHOICES	RESPONSES	
Alcona	1.32%	3
Antrim	1.76%	4
Arenac	1.32%	3
Bay	0.00%	0
Cheyboygan	1.76%	4
Clare	0.44%	1
Crawford	18.50%	42
Emmett	1.32%	3
Genesee	0.00%	0
Gladwin	2.20%	5
Iosco	3.08%	7
Isabella	0.44%	1
Kalkaska	2.64%	6
Midland	0.44%	1
Missaukee	1.32%	3
Montmorency	3.08%	7
Ogemaw	12.33%	28
Oscoda	5.73%	13
Otsego	12.33%	28
Roscommon	19.82%	45
Saginaw	0.00%	0
Wexford	0.88%	2
Other, please specify	9.25%	21
TOTAL		227

Q39 Please describe your current employment status?

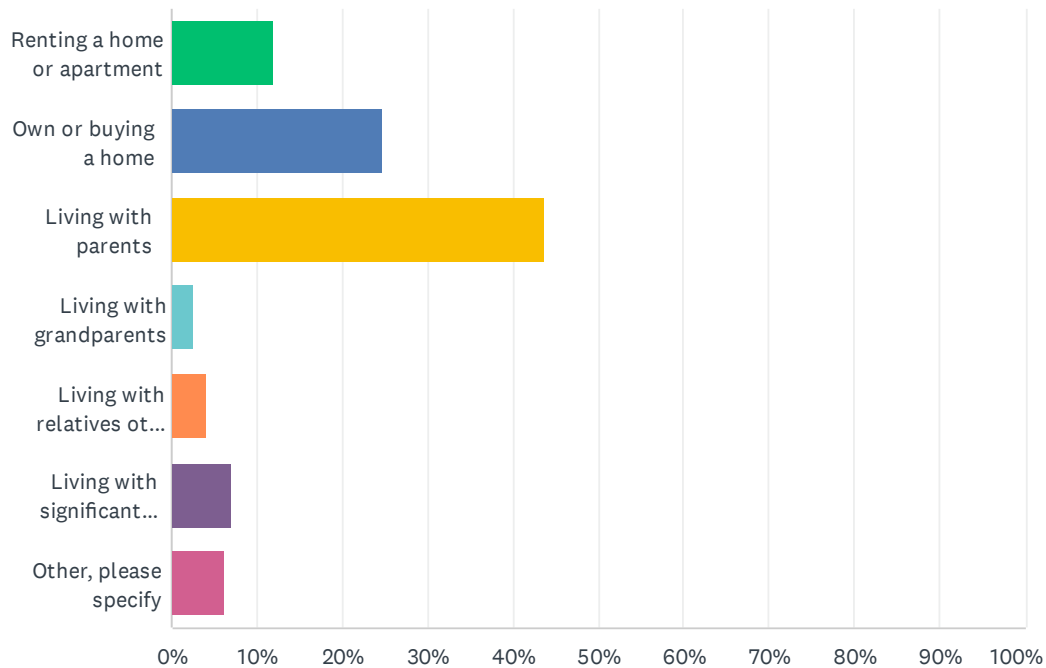
Answered: 227 Skipped: 13



ANSWER CHOICES	RESPONSES	
Working Full-time	33.04%	75
Working Part-time	38.77%	88
Not Employed - seeking employment	9.25%	21
Not Employed - not seeking employment	18.94%	43
TOTAL		227

Q40 Please describe your current living situation?

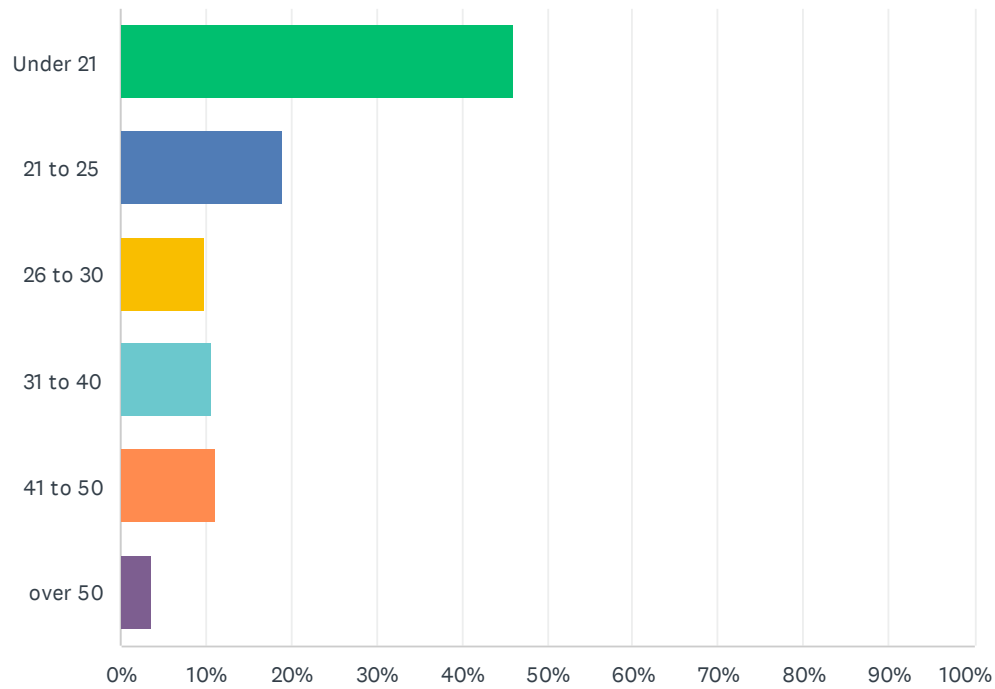
Answered: 227 Skipped: 13



ANSWER CHOICES	RESPONSES	
Renting a home or apartment	11.89%	27
Own or buying a home	24.67%	56
Living with parents	43.61%	99
Living with grandparents	2.64%	6
Living with relatives other than parents/grandparents	3.96%	9
Living with significant other	7.05%	16
Other, please specify	6.17%	14
TOTAL		227

Q41 What is your age range?

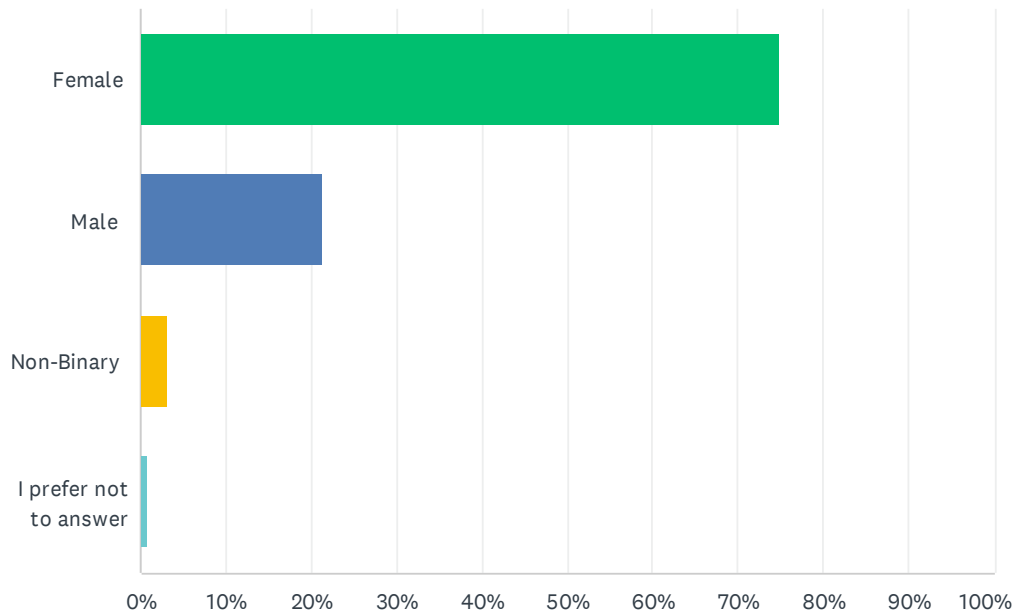
Answered: 226 Skipped: 14



ANSWER CHOICES	RESPONSES	
Under 21	46.02%	104
21 to 25	19.03%	43
26 to 30	9.73%	22
31 to 40	10.62%	24
41 to 50	11.06%	25
over 50	3.54%	8
TOTAL		226

Q42 What is your gender?

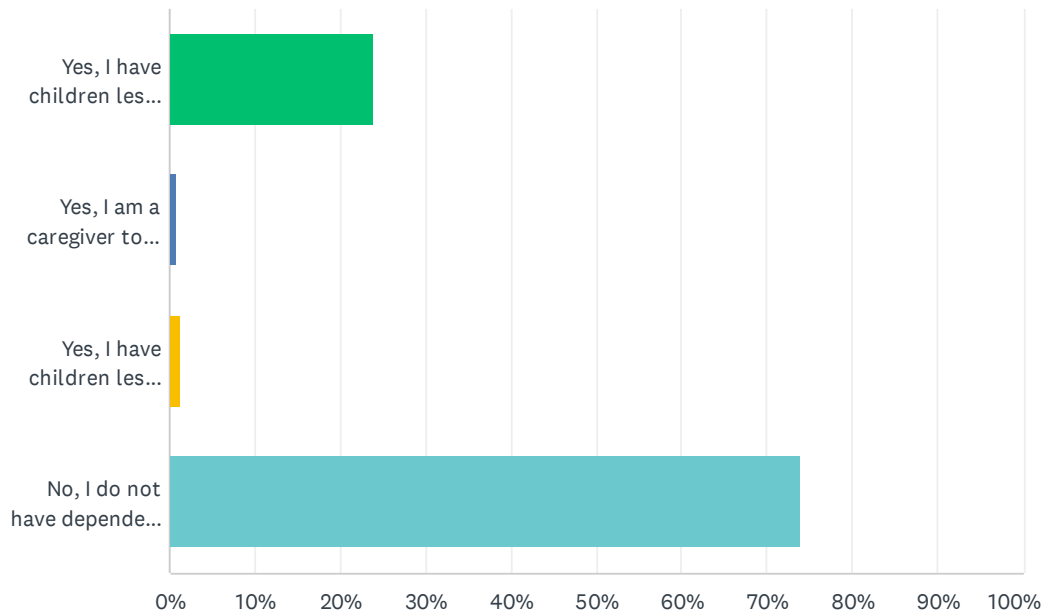
Answered: 226 Skipped: 14



ANSWER CHOICES	RESPONSES	
Female	74.78%	169
Male	21.24%	48
Non-Binary	3.10%	7
I prefer not to answer	0.88%	2
TOTAL		226

Q43 Do you have dependents that you care for in your household?

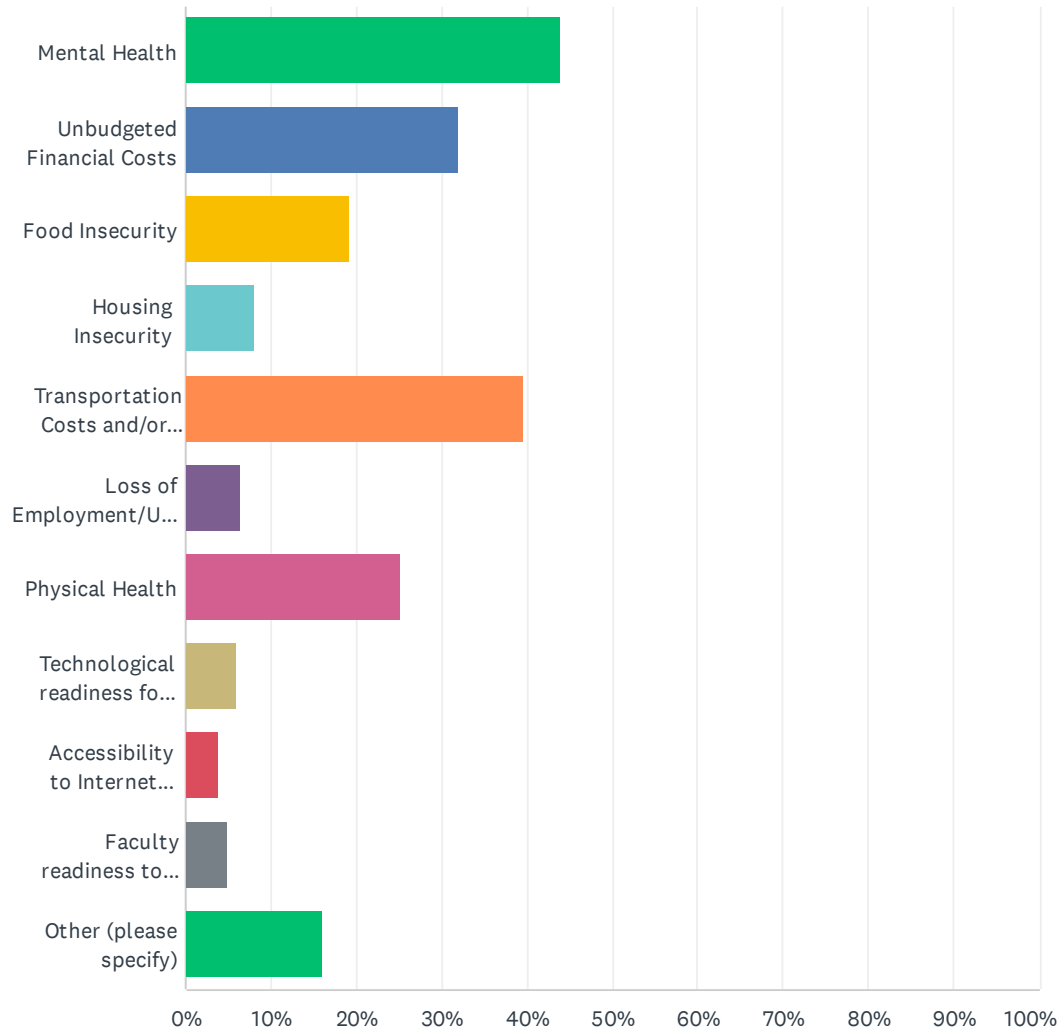
Answered: 226 Skipped: 14



ANSWER CHOICES	RESPONSES	
Yes, I have children less than 18 years of age that are dependents in my household.	23.89%	54
Yes, I am a caregiver to my parents/grandparents that live in my household.	0.88%	2
Yes, I have children less than 18 years of age that are dependents and am a caregiver to my parents/grandparents that live in my household.	1.33%	3
No, I do not have dependents that I care for in my household.	73.89%	167
TOTAL		226

Q44 Which of the following are immediate issues for you? Mark all that apply.

Answered: 187 Skipped: 53

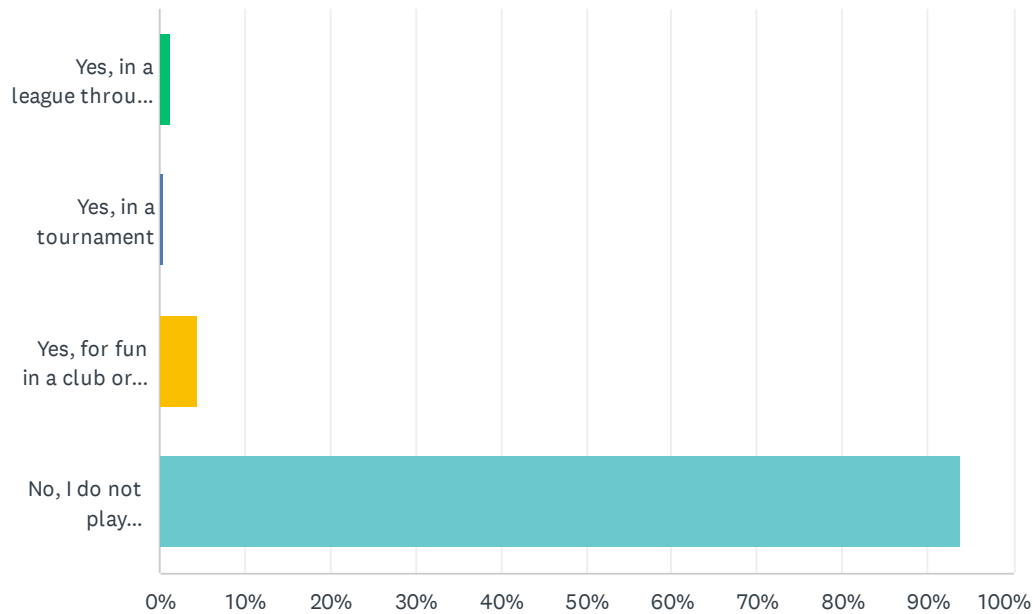


Fall 2023 Student Survey

ANSWER CHOICES	RESPONSES	
Mental Health	43.85%	82
Unbudgeted Financial Costs	32.09%	60
Food Insecurity	19.25%	36
Housing Insecurity	8.02%	15
Transportation Costs and/or Gasoline Costs	39.57%	74
Loss of Employment/Unable to Find Job	6.42%	12
Physical Health	25.13%	47
Technological readiness for online learning	5.88%	11
Accessibility to Internet Connectivity to do online learning	3.74%	7
Faculty readiness to teach/conduct online learning	4.81%	9
Other (please specify)	16.04%	30
Total Respondents: 187		

Q45 Have you ever participated in competitive eSports before?

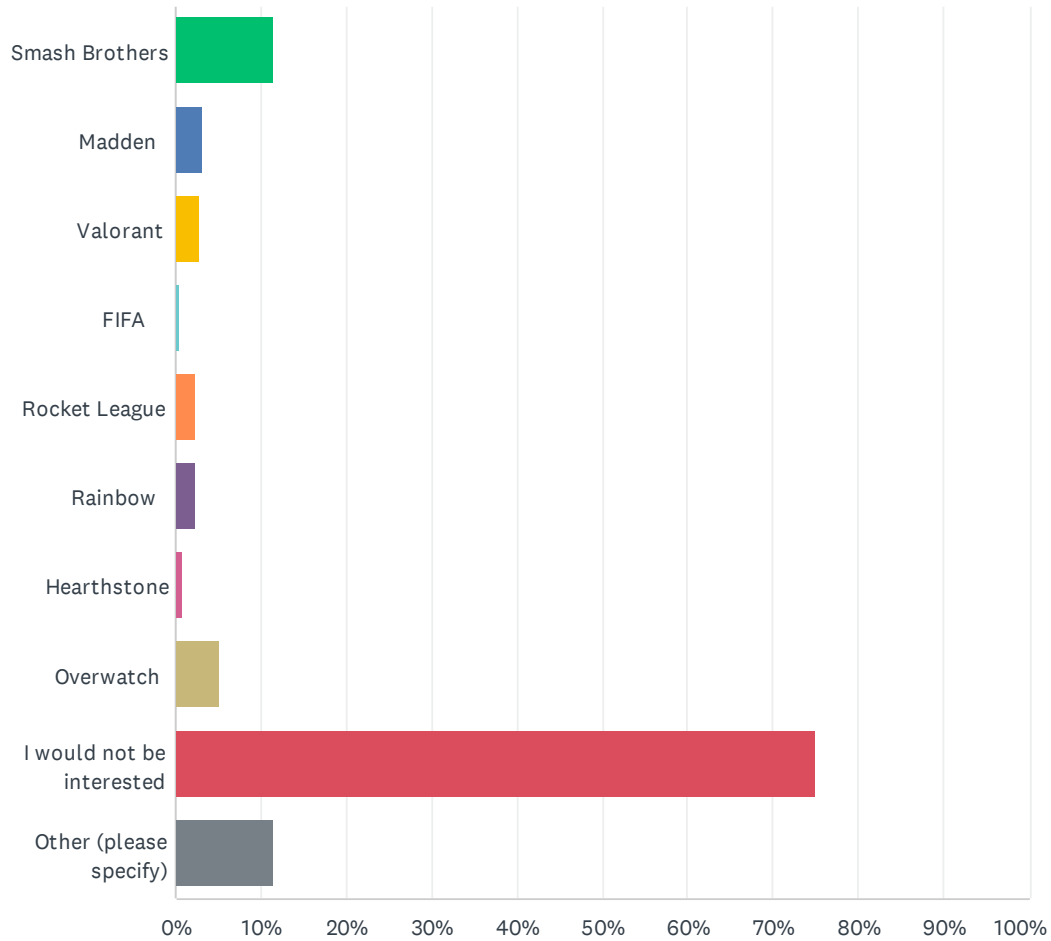
Answered: 223 Skipped: 17



ANSWER CHOICES	RESPONSES	
Yes, in a league through my high school	1.35%	3
Yes, in a tournament	0.45%	1
Yes, for fun in a club or with friends	4.48%	10
No, I do not play competitive eSports	93.72%	209
TOTAL		223

Q46 Kirtland has an eSports club. What eSports games are you interested in playing?

Answered: 217 Skipped: 23

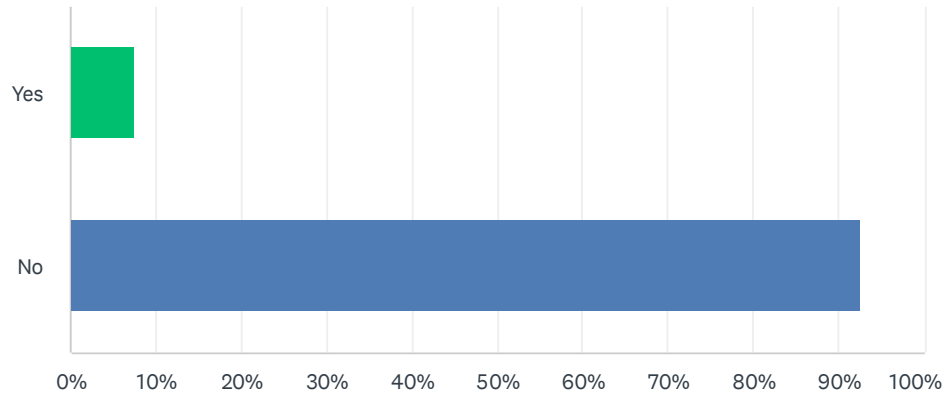


Fall 2023 Student Survey

ANSWER CHOICES	RESPONSES	
Smash Brothers	11.52%	25
Madden	3.23%	7
Valorant	2.76%	6
FIFA	0.46%	1
Rocket League	2.30%	5
Rainbow	2.30%	5
Hearthstone	0.92%	2
Overwatch	5.07%	11
I would not be interested	75.12%	163
Other (please specify)	11.52%	25
Total Respondents: 217		

Q47 Kirtland has National Junior College Athletic Association eSports teams, are you interested in tryout for one (or more) of the teams?

Answered: 226 Skipped: 14



ANSWER CHOICES	RESPONSES	
Yes	7.52%	17
No	92.48%	209
TOTAL		226

Q48 Kirtland is looking for ideas for clubs that students would be interested in participating in. Do you have any suggestions?

Answered: 164 Skipped: 76

Q49 Kirtland is considering intramural athletics for students. What sports would you participate in?

Answered: 161 Skipped: 79

Q50 Is there a program of study that Kirtland Community College does not offer that it should consider offering?

Answered: 171 Skipped: 69

Q51 How can Kirtland better assist you in achieving your educational goals?

Answered: 158 Skipped: 82

Q52 If there is one thing you could change at Kirtland, what would it be and why?

Answered: 164 Skipped: 76

Q53 Thank you for taking the survey. Enter your Kirtland email address here for a chance to win the \$50 VISA gift card.

Answered: 208 Skipped: 32