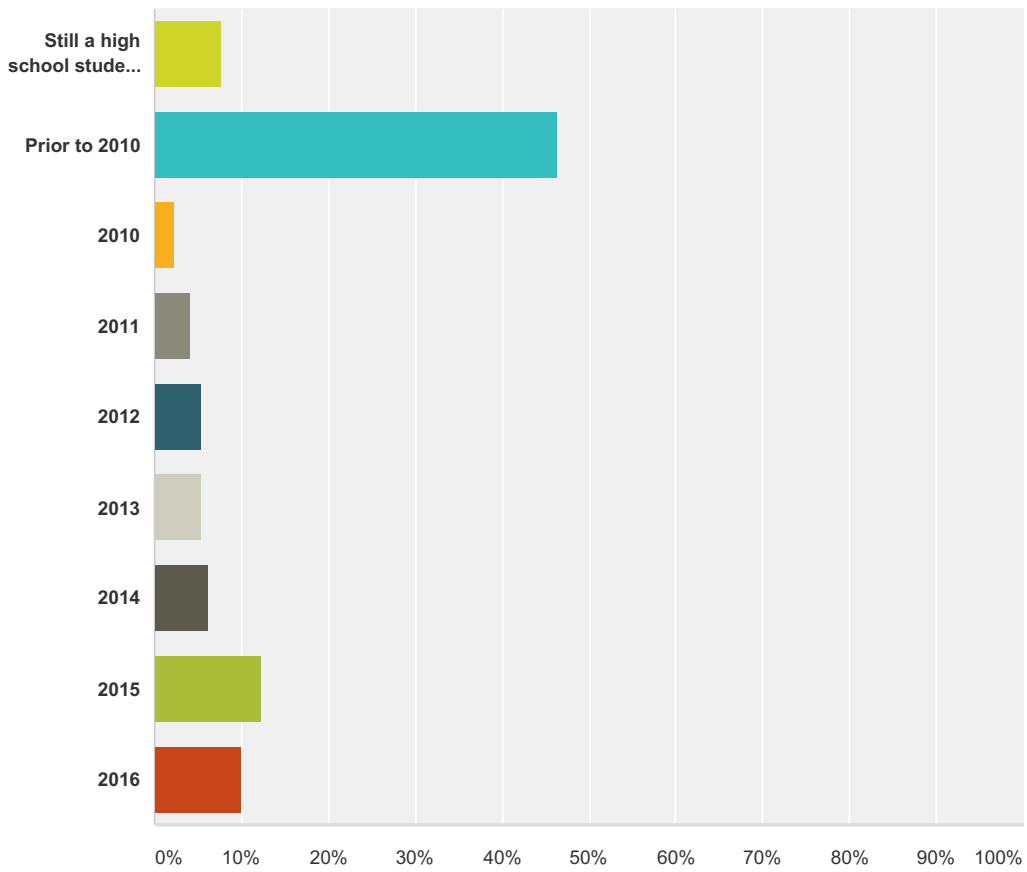


Q1 What year did you graduate high school/obtain your GED?

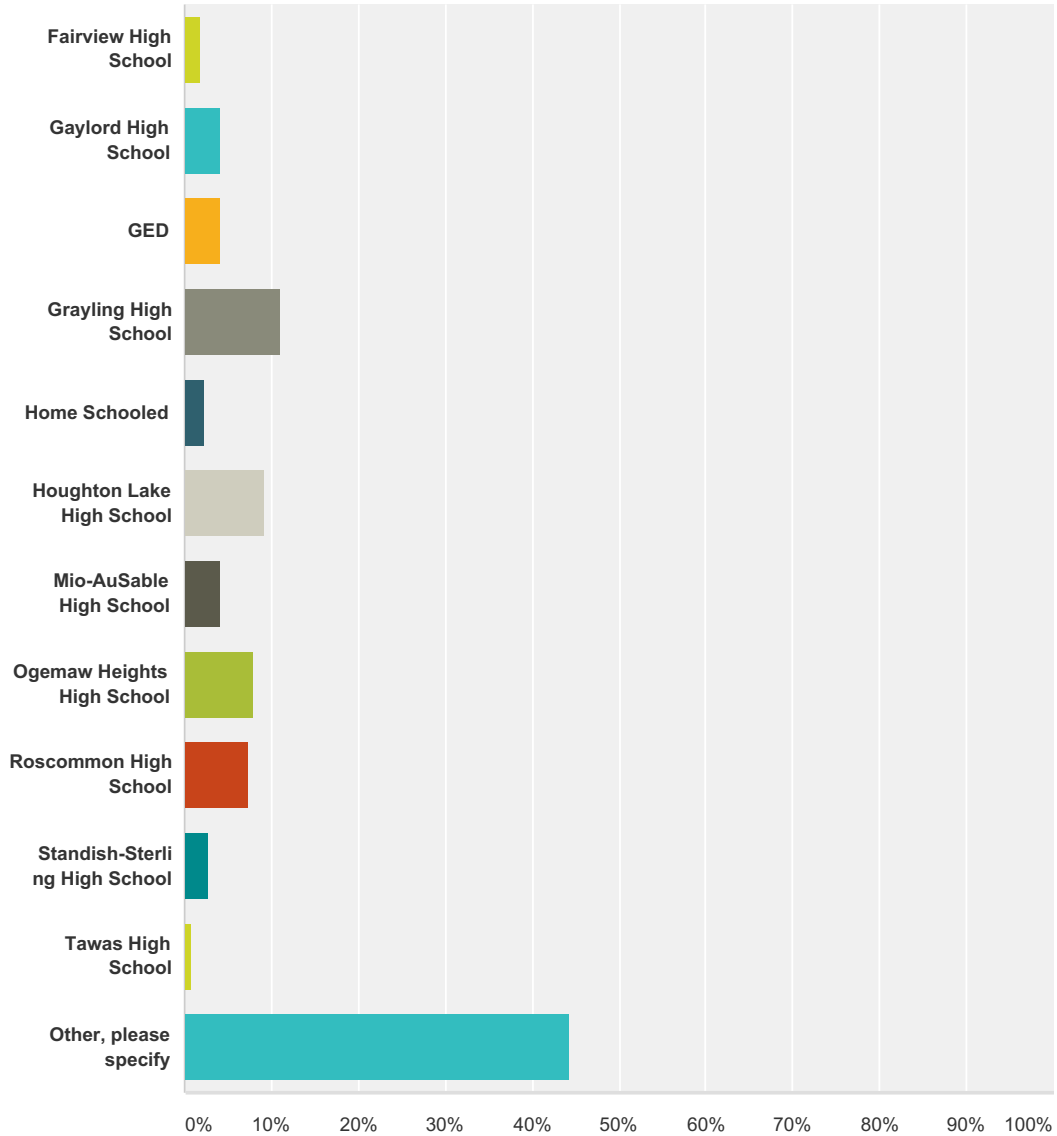
Answered: 220 Skipped: 0



Answer Choices	Responses
Still a high school student (Dual Enrolled or Early Middle College)	7.73% 17
Prior to 2010	46.36% 102
2010	2.27% 5
2011	4.09% 9
2012	5.45% 12
2013	5.45% 12
2014	6.36% 14
2015	12.27% 27
2016	10.00% 22
Total	220

Q2 If you graduated which High School did you graduate from? If you are still in high school which High School are you attending?

Answered: 217 Skipped: 3



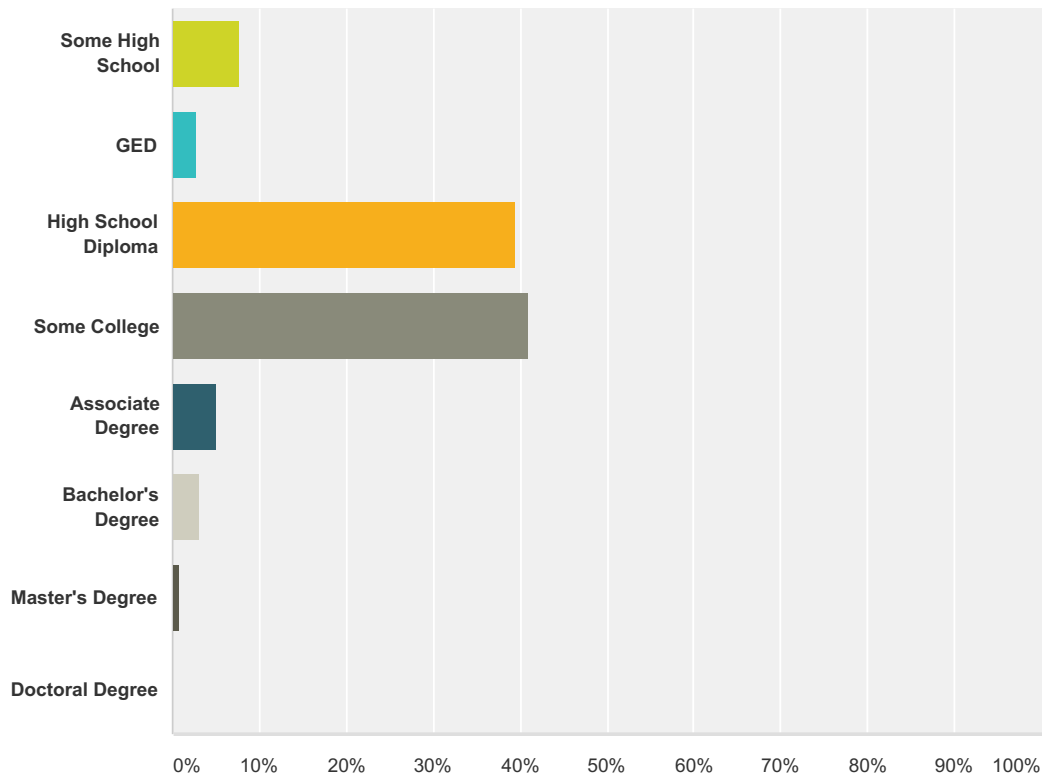
Answer Choices	Responses
Fairview High School	1.84% 4
Gaylord High School	4.15% 9
GED	4.15% 9
Grayling High School	11.06% 24
Home Schooled	2.30% 5

Fall 2016 Student Survey

Houghton Lake High School	9.22%	20
Mio-AuSable High School	4.15%	9
Ogemaw Heights High School	7.83%	17
Roscommon High School	7.37%	16
Standish-Sterling High School	2.76%	6
Tawas High School	0.92%	2
Other, please specify	44.24%	96
Total		217

Q3 What is the highest level of education you received prior to enrolling at Kirtland?

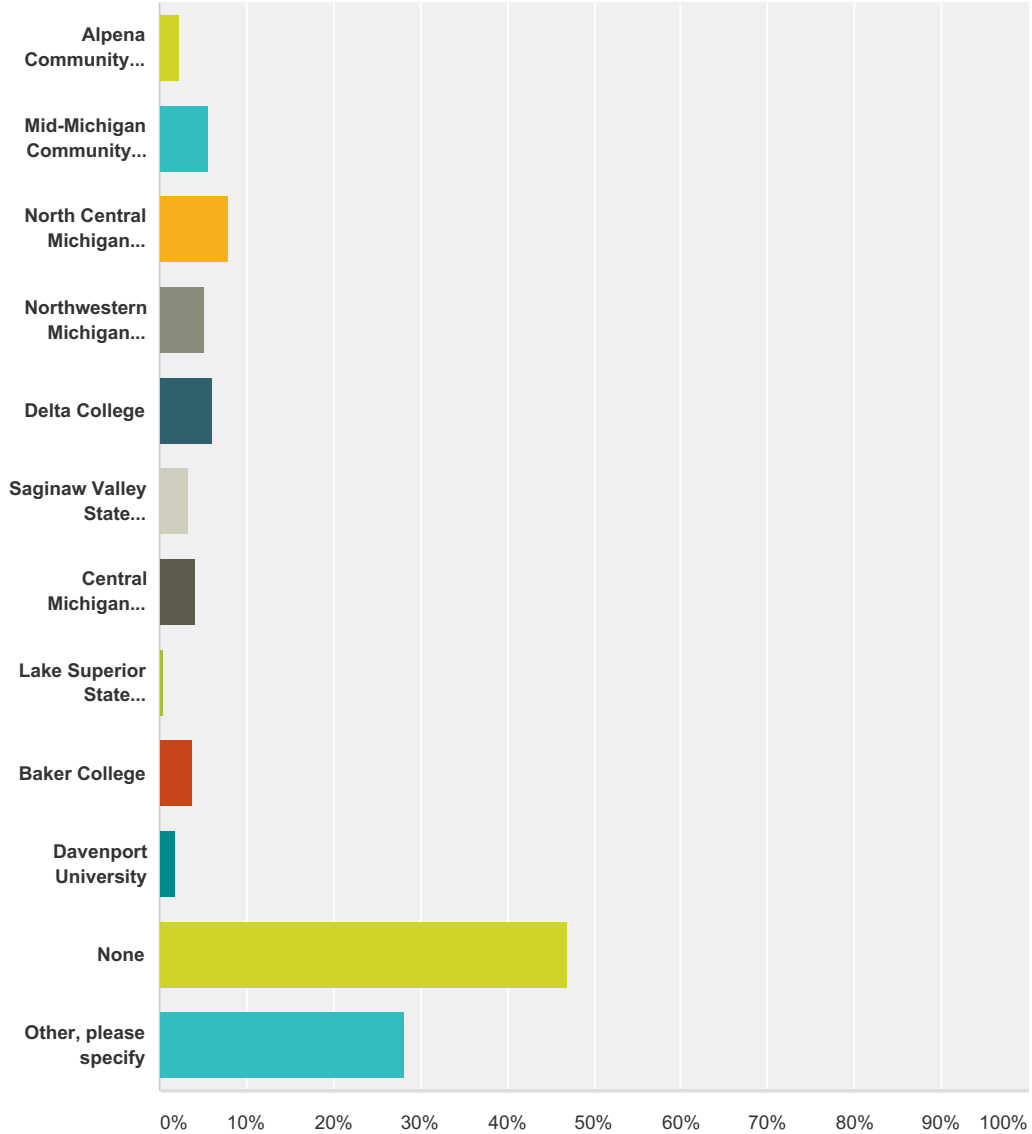
Answered: 220 Skipped: 0



Answer Choices	Responses
Some High School	7.73% 17
GED	2.73% 6
High School Diploma	39.55% 87
Some College	40.91% 90
Associate Degree	5.00% 11
Bachelor's Degree	3.18% 7
Master's Degree	0.91% 2
Doctoral Degree	0.00% 0
Total	220

Q4 What other colleges, besides Kirtland, have you attended since graduating high school? Mark all that apply.

Answered: 213 Skipped: 7



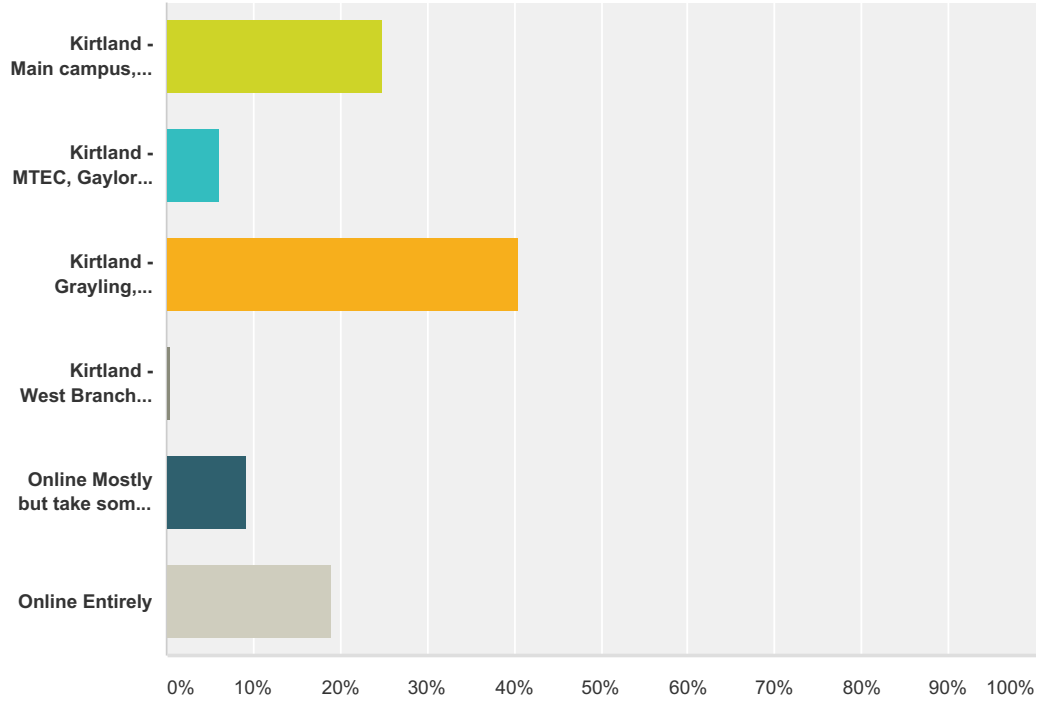
Answer Choices	Responses
Alpena Community College	2.35% 5
Mid-Michigan Community College	5.63% 12
North Central Michigan College	7.98% 17
Northwestern Michigan College	5.16% 11
Delta College	6.10% 13
Saginaw Valley State University	3.29% 7

Fall 2016 Student Survey

Central Michigan University	4.23%	9
Lake Superior State University	0.47%	1
Baker College	3.76%	8
Davenport University	1.88%	4
None	46.95%	100
Other, please specify	28.17%	60
Total Respondents: 213		

Q5 At what Kirtland location do you primarily attend classes or plan to attend classes?

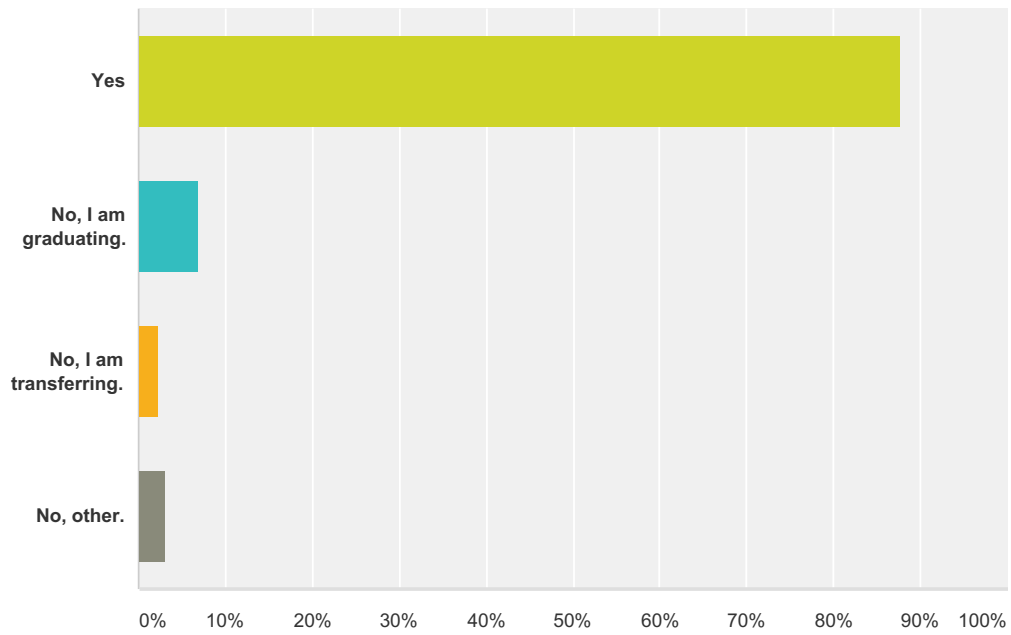
Answered: 217 Skipped: 3



Answer Choices	Responses
Kirtland - Main campus, Roscommon	24.88% 54
Kirtland - MTEC, Gaylord site	5.99% 13
Kirtland - Grayling, Health Sciences Center	40.55% 88
Kirtland - West Branch site	0.46% 1
Online Mostly but take some class at other Kirtland site(s)	9.22% 20
Online Entirely	18.89% 41
Total	217

Q6 Do you plan to enroll at Kirtland for classes next semester?

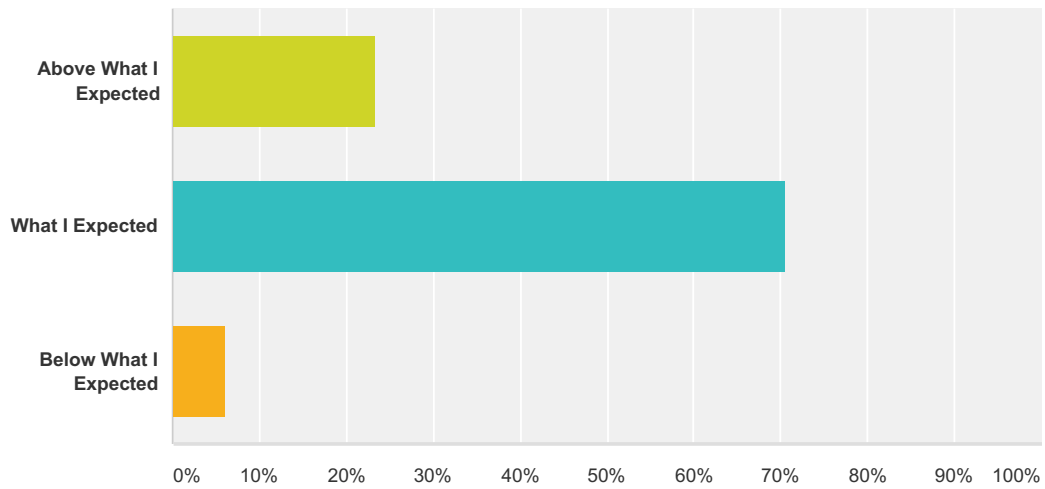
Answered: 218 Skipped: 2



Answer Choices	Responses
Yes	87.61% 191
No, I am graduating.	6.88% 15
No, I am transferring.	2.29% 5
No, other.	3.21% 7
Total	218

Q7 Is the level of academic challenge at Kirtland what you expected?

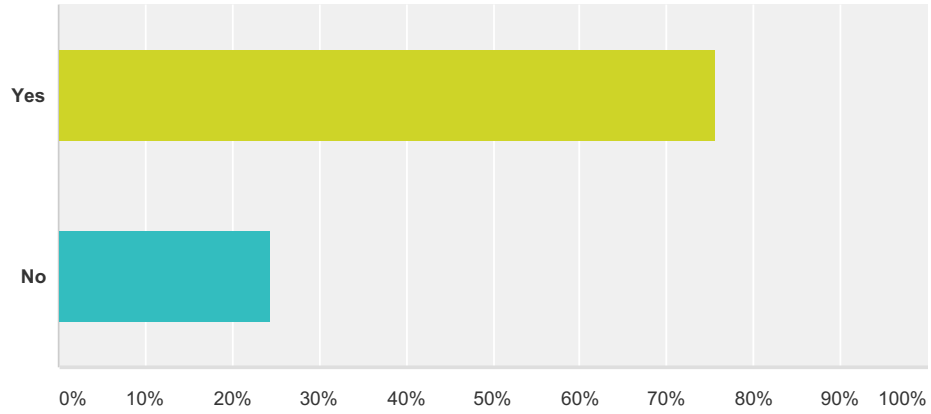
Answered: 218 Skipped: 2



Answer Choices	Responses
Above What I Expected	23.39% 51
What I Expected	70.64% 154
Below What I Expected	5.96% 13
Total	218

Q8 Do you receive need-based financial aid (for example, grants or student loans) to attend Kirtland?

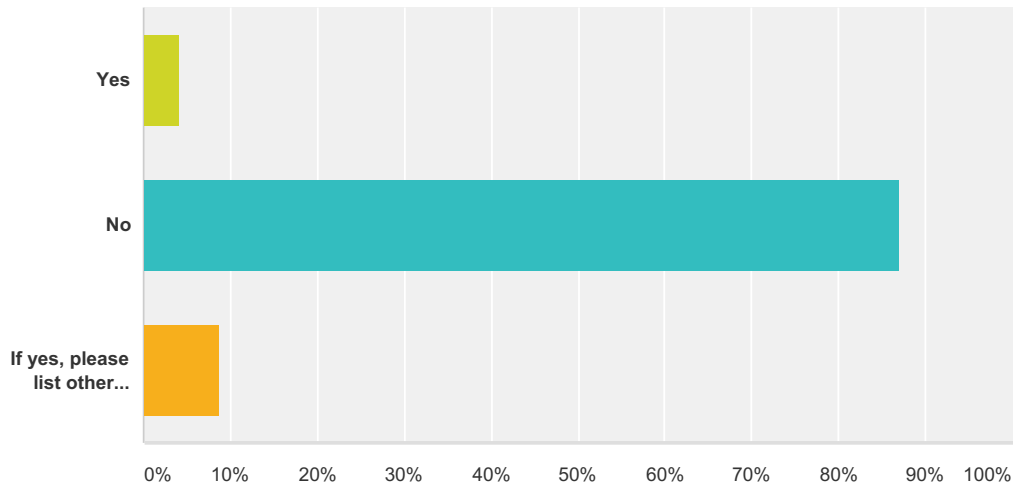
Answered: 217 Skipped: 3



Answer Choices	Responses	
Yes	75.58%	164
No	24.42%	53
Total		217

Q9 When you applied for admission to Kirtland, did you apply at any other schools?

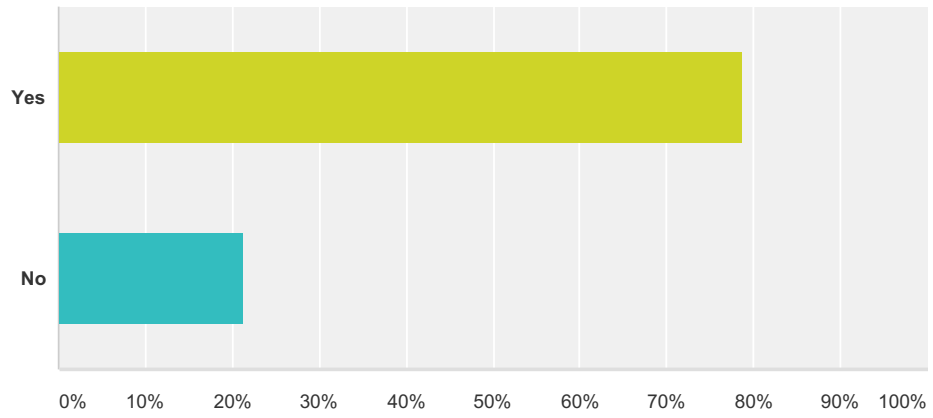
Answered: 215 Skipped: 5



Answer Choices	Responses
Yes	4.19% 9
No	86.98% 187
If yes, please list other schools.	8.84% 19
Total	215

Q10 Was Kirtland Community College your first choice to attend?

Answered: 216 Skipped: 4

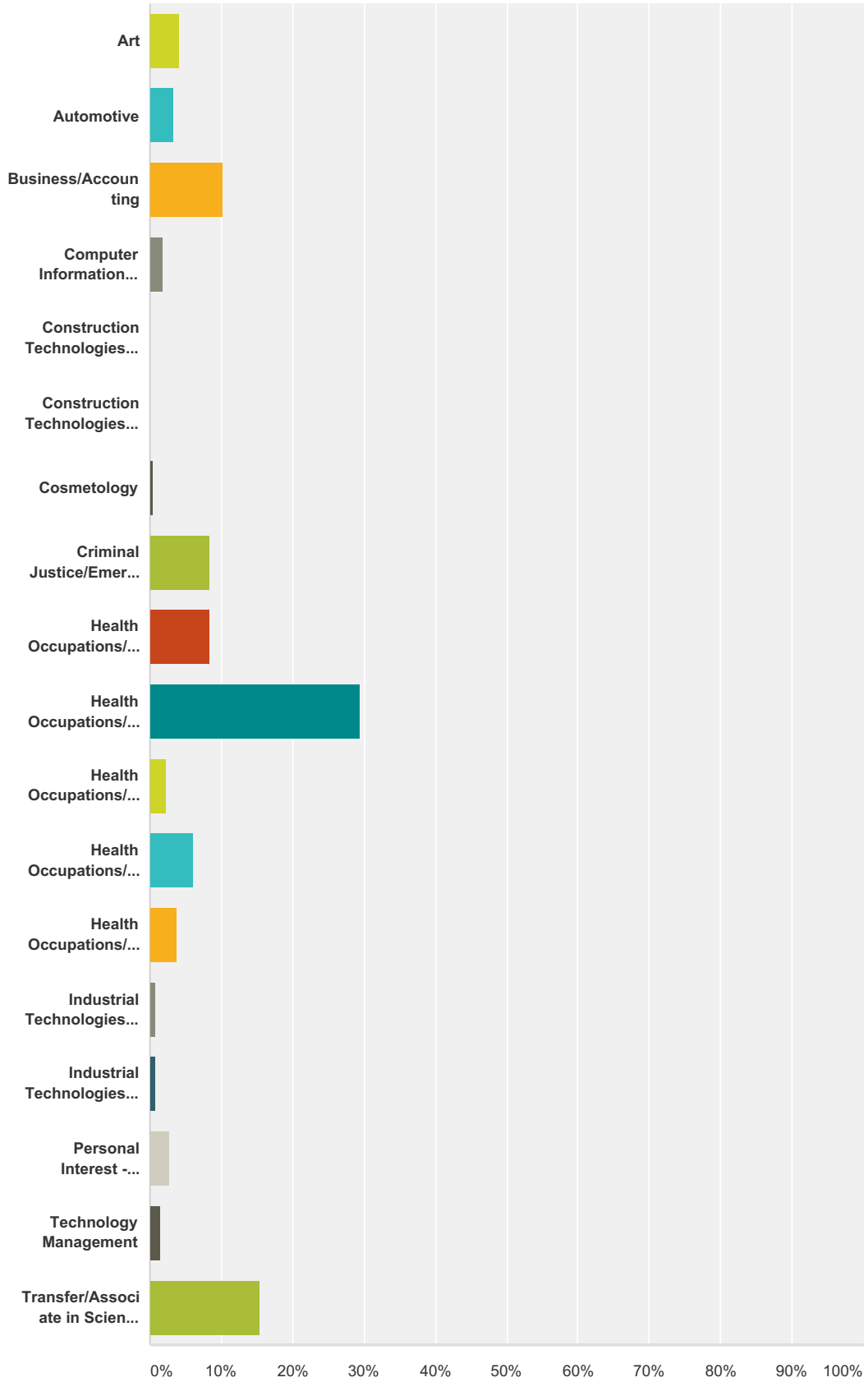


Answer Choices	Responses	
Yes	78.70%	170
No	21.30%	46
Total		216

Q11 What program area are you currently enrolled in?

Answered: 214 Skipped: 6

Fall 2016 Student Survey



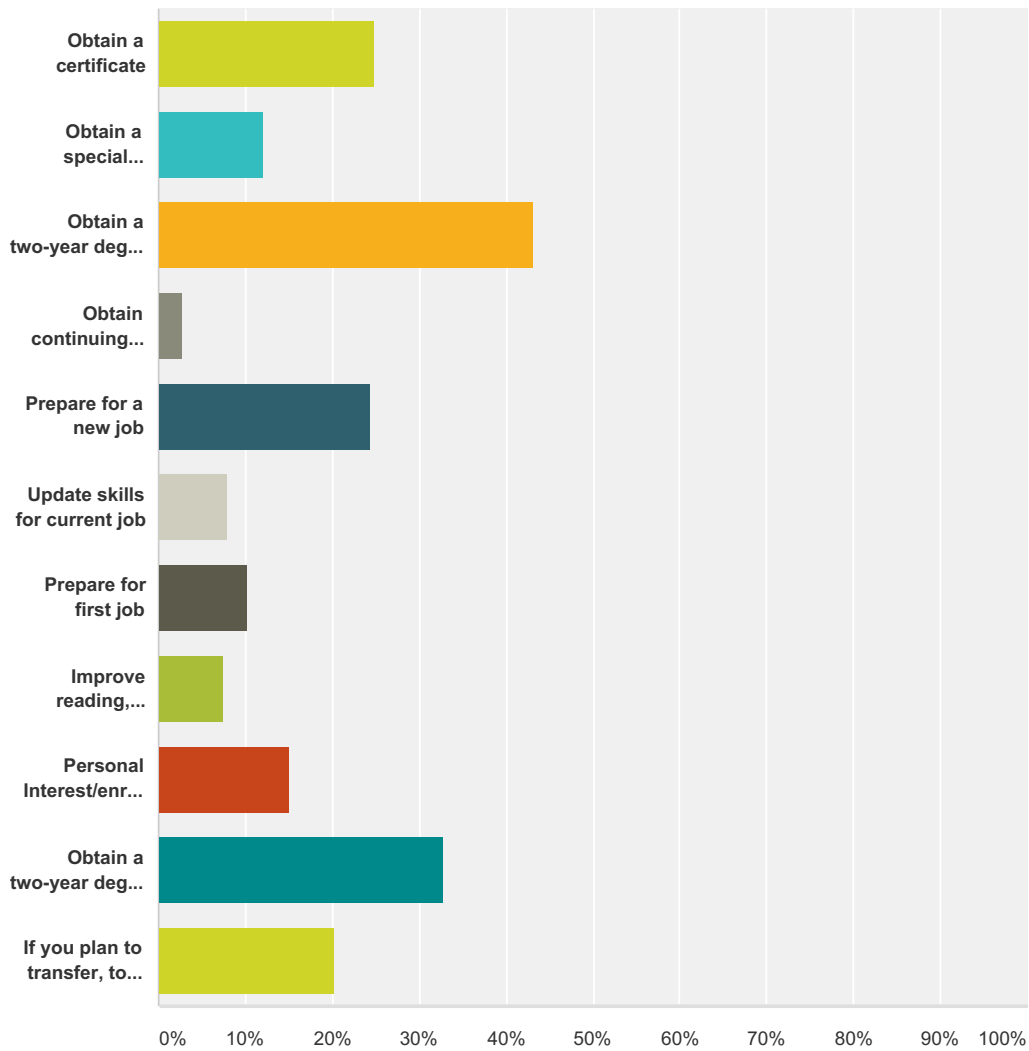
Answer Choices	Responses
Art	4.21% 9

Fall 2016 Student Survey

Automotive	3.27%	7
Business/Accounting	10.28%	22
Computer Information Systems	1.87%	4
Construction Technologies/HVAC	0.00%	0
Construction Technologies/Electrical	0.00%	0
Cosmetology	0.47%	1
Criminal Justice/Emergency Services	8.41%	18
Health Occupations/Health Information Technology	8.41%	18
Health Occupations/Nursing	29.44%	63
Health Occupations/Pharmacy	2.34%	5
Health Occupations/Sonography	6.07%	13
Health Occupations/Surgical	3.74%	8
Industrial Technologies/Mechatronics	0.93%	2
Industrial Technologies/Welding	0.93%	2
Personal Interest - Nondegree Seeking	2.80%	6
Technology Management	1.40%	3
Transfer/Associate in Science and Arts	15.42%	33
Total		214

Q12 What is your goal in attending Kirtland? Mark all that apply.

Answered: 213 Skipped: 7



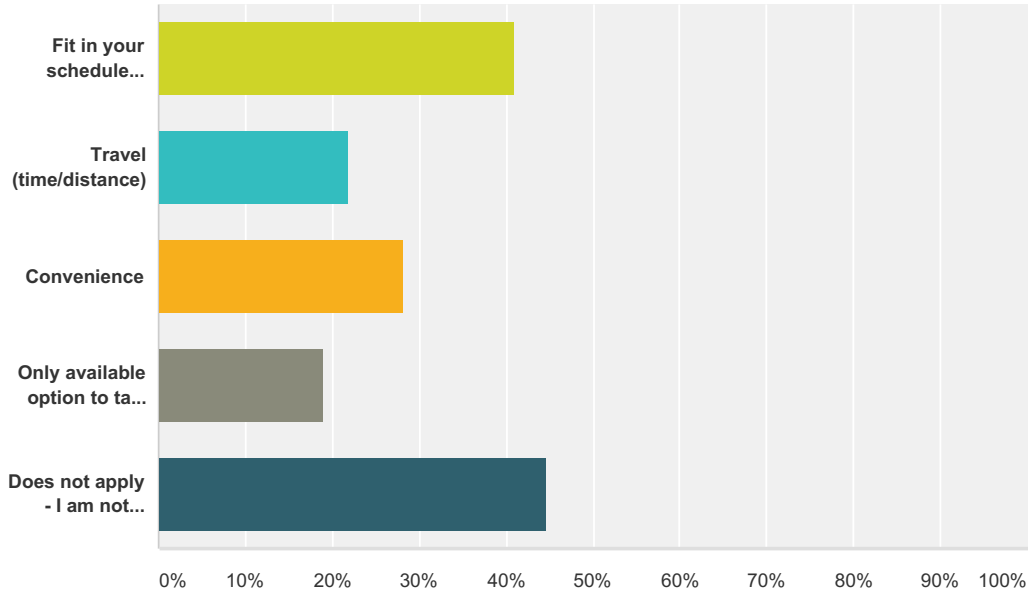
Answer Choices	Responses	Count
Obtain a certificate	24.88%	53
Obtain a special certificate	12.21%	26
Obtain a two-year degree and enter the workforce	43.19%	92
Obtain continuing education credit (CEU)	2.82%	6
Prepare for a new job	24.41%	52
Update skills for current job	7.98%	17
Prepare for first job	10.33%	22
Improve reading, writing and/or math skills	7.51%	16
Personal Interest/enrichment	15.02%	32

Fall 2016 Student Survey

Obtain a two-year degree and transfer to a 4-year college	32.86%	70
If you plan to transfer, to which college?	20.19%	43
Total Respondents: 213		

Q13 If you are enrolled in an online course at Kirtland, what is the reason or are the reasons you selected online? Mark all that apply.

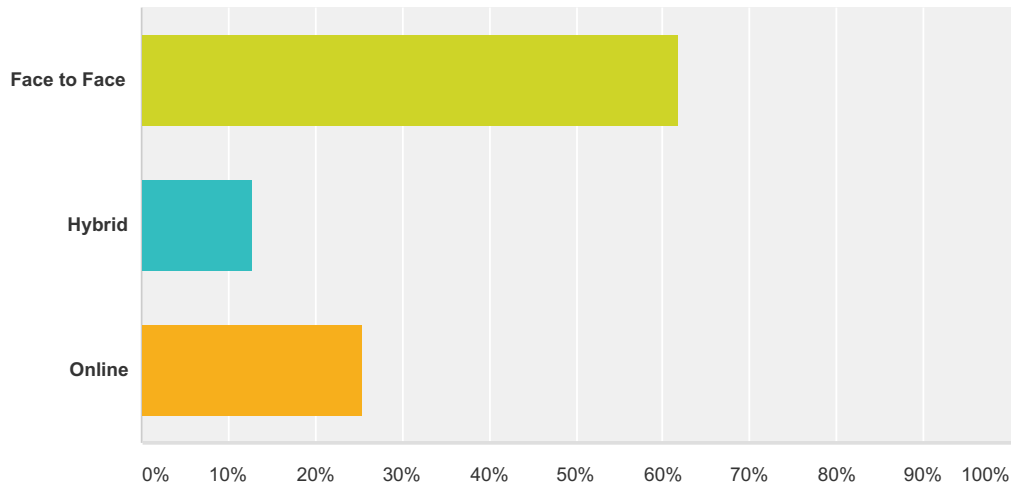
Answered: 210 Skipped: 10



Answer Choices	Responses	Count
Fit in your schedule (day/time)	40.95%	86
Travel (time/distance)	21.90%	46
Convenience	28.10%	59
Only available option to take the course	19.05%	40
Does not apply - I am not enrolled in an online course	44.76%	94
Total Respondents: 210		

Q14 Reflecting on your Kirtland experience, which course delivery method do you prefer?

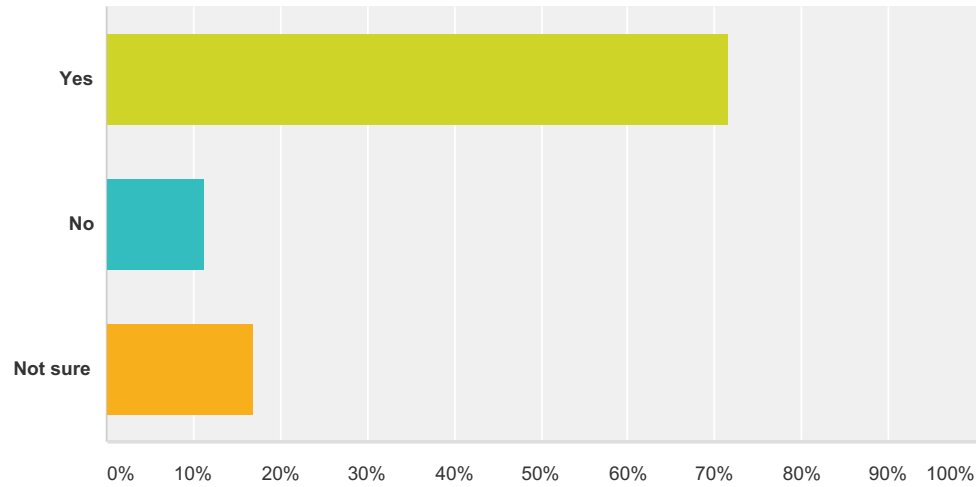
Answered: 212 Skipped: 8



Answer Choices	Responses	Count
Face to Face	61.79%	131
Hybrid	12.74%	27
Online	25.47%	54
Total		212

Q15 Do you, as a Kirtland student, feel there are pathways that are readily accessible and available to you for expressing complaints?

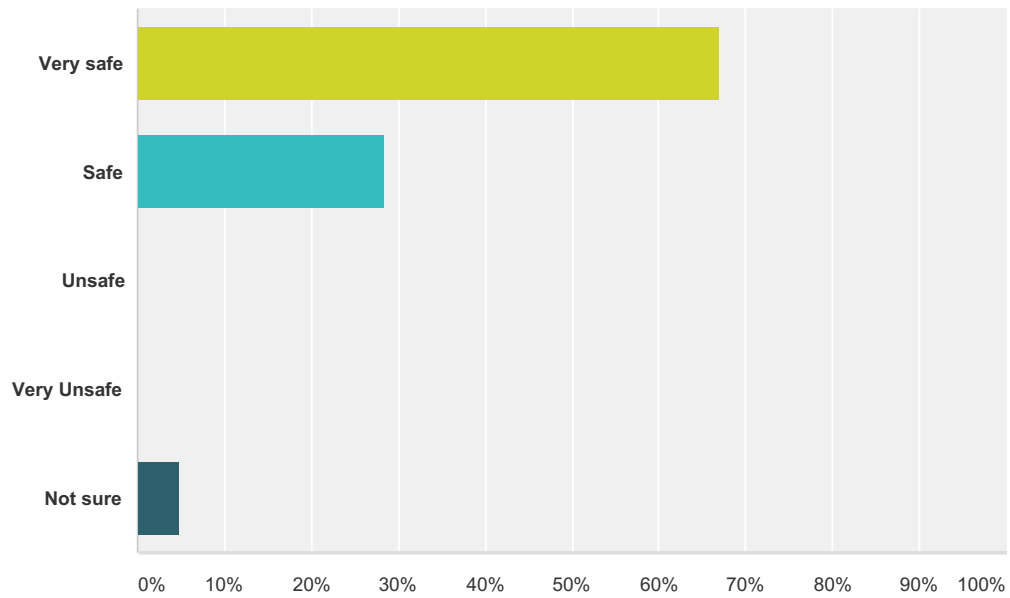
Answered: 212 Skipped: 8



Answer Choices	Responses	
Yes	71.70%	152
No	11.32%	24
Not sure	16.98%	36
Total		212

Q16 How safe do you, as a Kirtland student, feel while on campus?

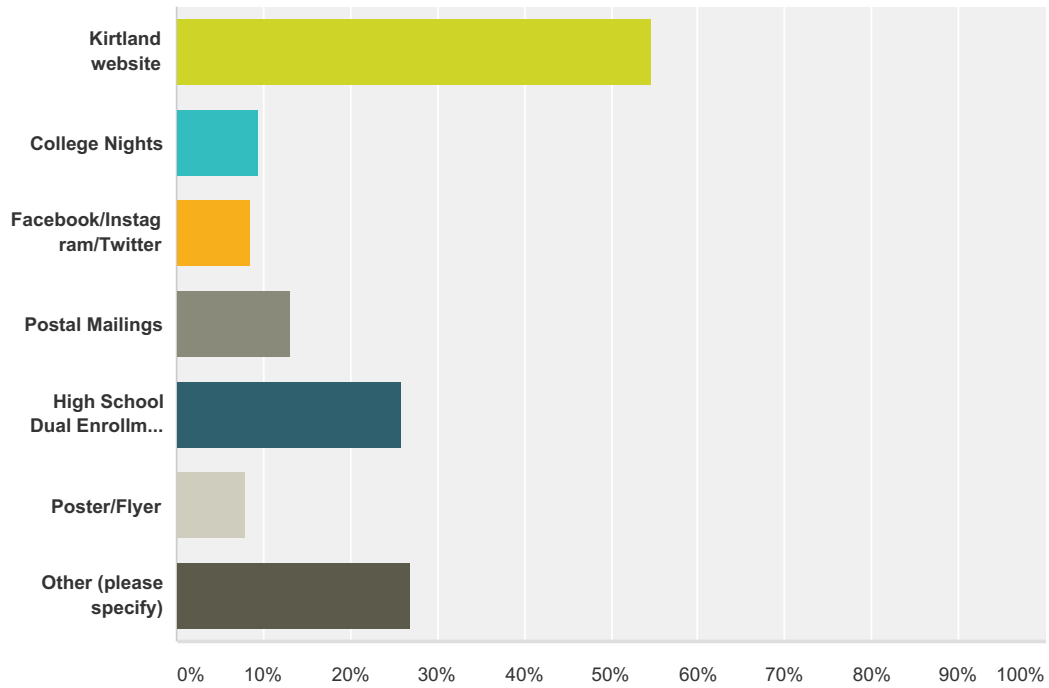
Answered: 212 Skipped: 8



Answer Choices	Responses	
Very safe	66.98%	142
Safe	28.30%	60
Unsafe	0.00%	0
Very Unsafe	0.00%	0
Not sure	4.72%	10
Total		212

Q17 From what marketing tool did you first learn about Kirtland? Mark all that apply.

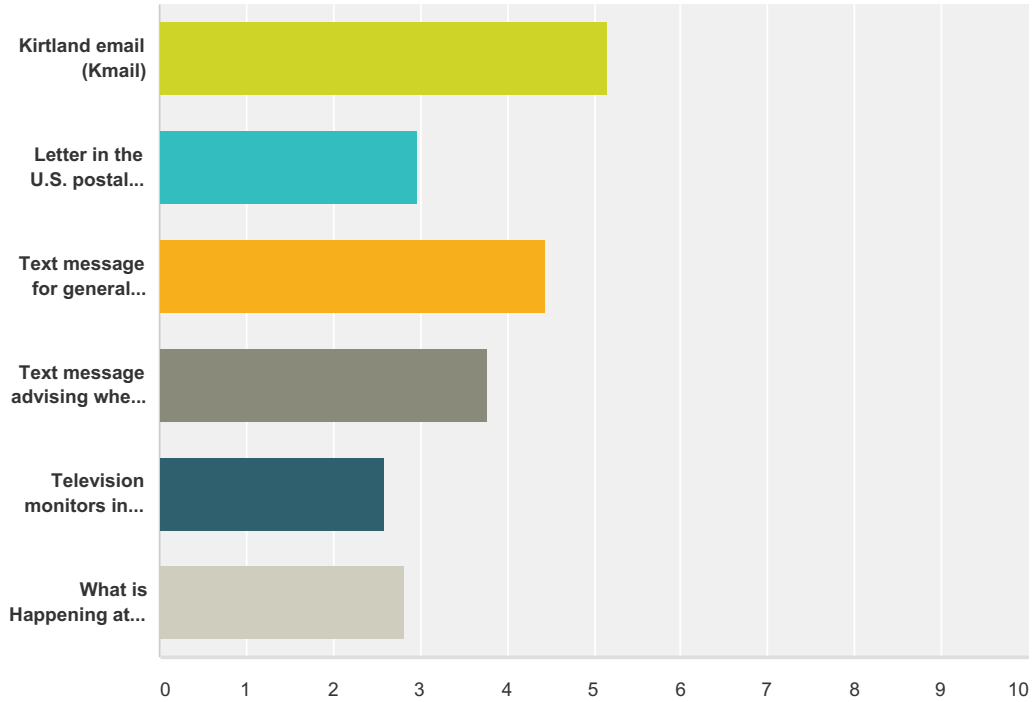
Answered: 212 Skipped: 8



Answer Choices	Responses
Kirtland website	54.72% 116
College Nights	9.43% 20
Facebook/Instagram/Twitter	8.49% 18
Postal Mailings	13.21% 28
High School Dual Enrollment or Early Middle College	25.94% 55
Poster/Flyer	8.02% 17
Other (please specify)	26.89% 57
Total Respondents: 212	

Q18 Rank the following choices for receiving messages from Kirtland (college-related communication not including RAVE security alerts). 1 = most preferred, 6 = least preferred

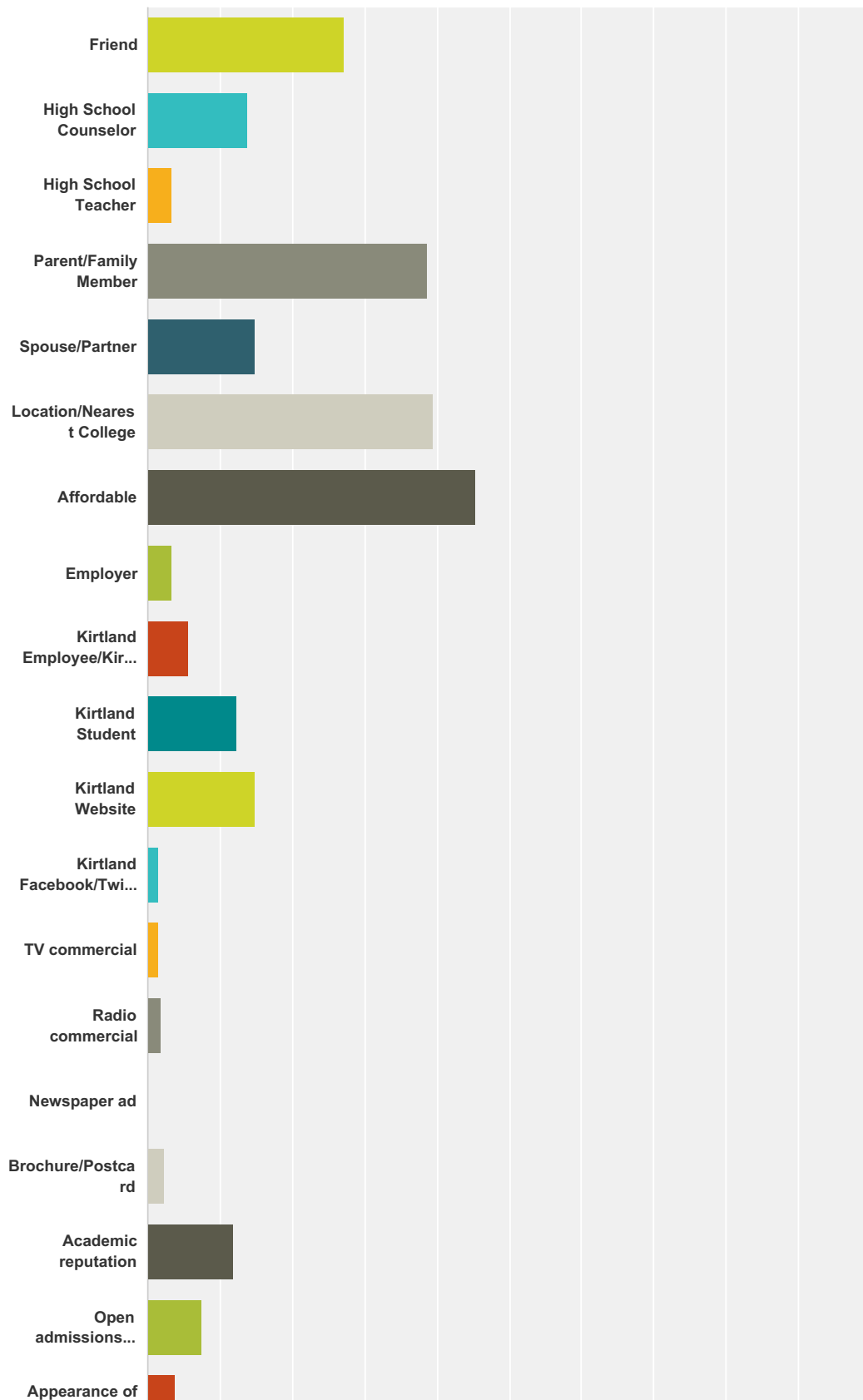
Answered: 211 Skipped: 9



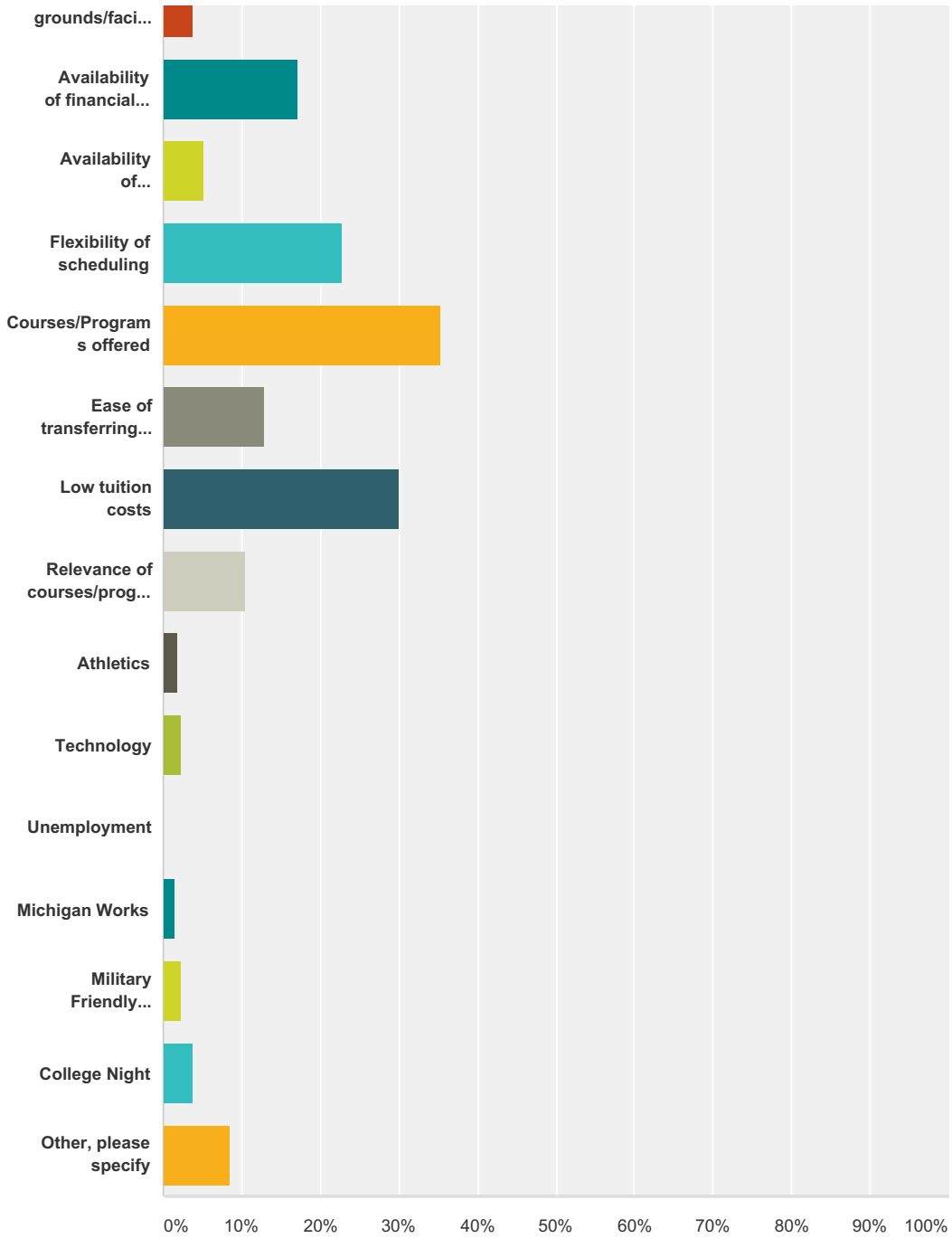
	1	2	3	4	5	6	Total	Score
Kirtland email (Kmail)	65.84% 106	14.29% 23	7.45% 12	1.24% 2	3.73% 6	7.45% 12	161	5.15
Letter in the U.S. postal mail	4.71% 8	16.47% 28	17.06% 29	21.76% 37	11.76% 20	28.24% 48	170	2.96
Text message for general information and reminders	22.88% 35	36.60% 56	18.95% 29	9.80% 15	6.54% 10	5.23% 8	153	4.44
Text message advising when to check Kmail for communications and information from Kirtland	15.14% 28	16.76% 31	28.11% 52	18.38% 34	12.97% 24	8.65% 16	185	3.77
Television monitors in Kirtland buildings	2.25% 4	9.55% 17	14.04% 25	19.66% 35	26.97% 48	27.53% 49	178	2.58
What is Happening at Kirtland "bathroom wall" flyers	8.08% 16	9.09% 18	13.64% 27	21.72% 43	21.21% 42	26.26% 52	198	2.82

Q19 Who or what influenced your decision to attend Kirtland? Mark all that apply.

Answered: 210 Skipped: 10



Fall 2016 Student Survey



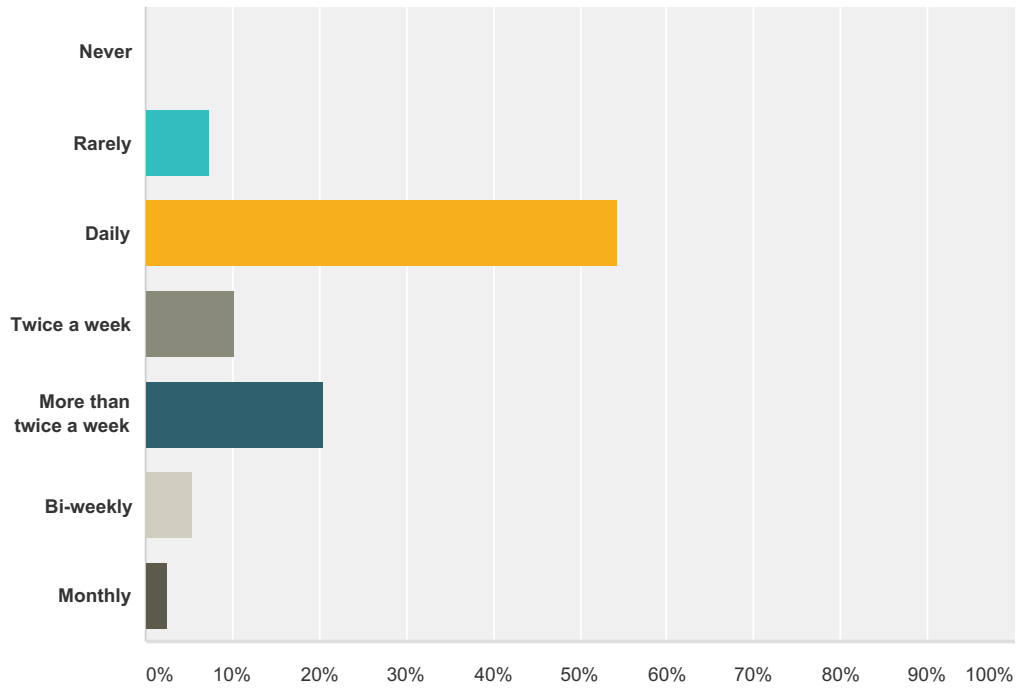
Answer Choices	Responses
Friend	27.14% 57
High School Counselor	13.81% 29
High School Teacher	3.33% 7
Parent/Family Member	38.57% 81
Spouse/Partner	14.76% 31
Location/Nearest College	39.52% 83

Fall 2016 Student Survey

Affordable	45.24%	95
Employer	3.33%	7
Kirtland Employee/Kirtland Recruiter	5.71%	12
Kirtland Student	12.38%	26
Kirtland Website	14.76%	31
Kirtland Facebook/Twitter	1.43%	3
TV commercial	1.43%	3
Radio commercial	1.90%	4
Newspaper ad	0.00%	0
Brochure/Postcard	2.38%	5
Academic reputation	11.90%	25
Open admissions policy	7.62%	16
Appearance of grounds/facilities	3.81%	8
Availability of financial aid	17.14%	36
Availability of placement/career counseling	5.24%	11
Flexibility of scheduling	22.86%	48
Courses/Programs offered	35.24%	74
Ease of transferring credits to other school(s)	12.86%	27
Low tuition costs	30.00%	63
Relevance of courses/programs to job	10.48%	22
Athletics	1.90%	4
Technology	2.38%	5
Unemployment	0.00%	0
Michigan Works	1.43%	3
Military Friendly College/Veteran Benefits	2.38%	5
College Night	3.81%	8
Other, please specify	8.57%	18
Total Respondents: 210		

Q20 How often do you visit the Kirtland website?

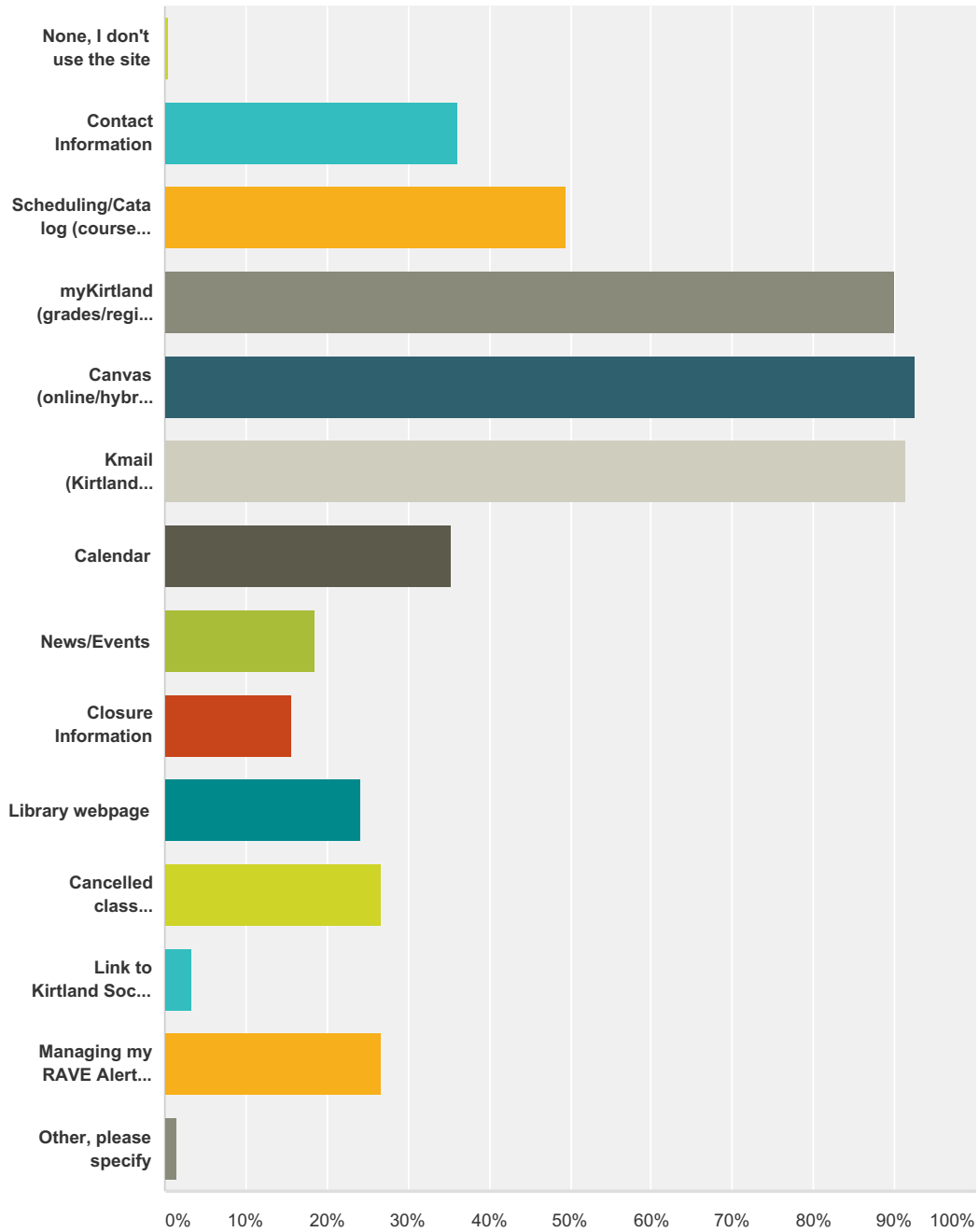
Answered: 206 Skipped: 14



Answer Choices	Responses
Never	0.00% 0
Rarely	7.28% 15
Daily	54.37% 112
Twice a week	10.19% 21
More than twice a week	20.39% 42
Bi-weekly	5.34% 11
Monthly	2.43% 5
Total	206

Q21 Which services do you use the Kirtland website for? Mark all that apply.

Answered: 210 Skipped: 10



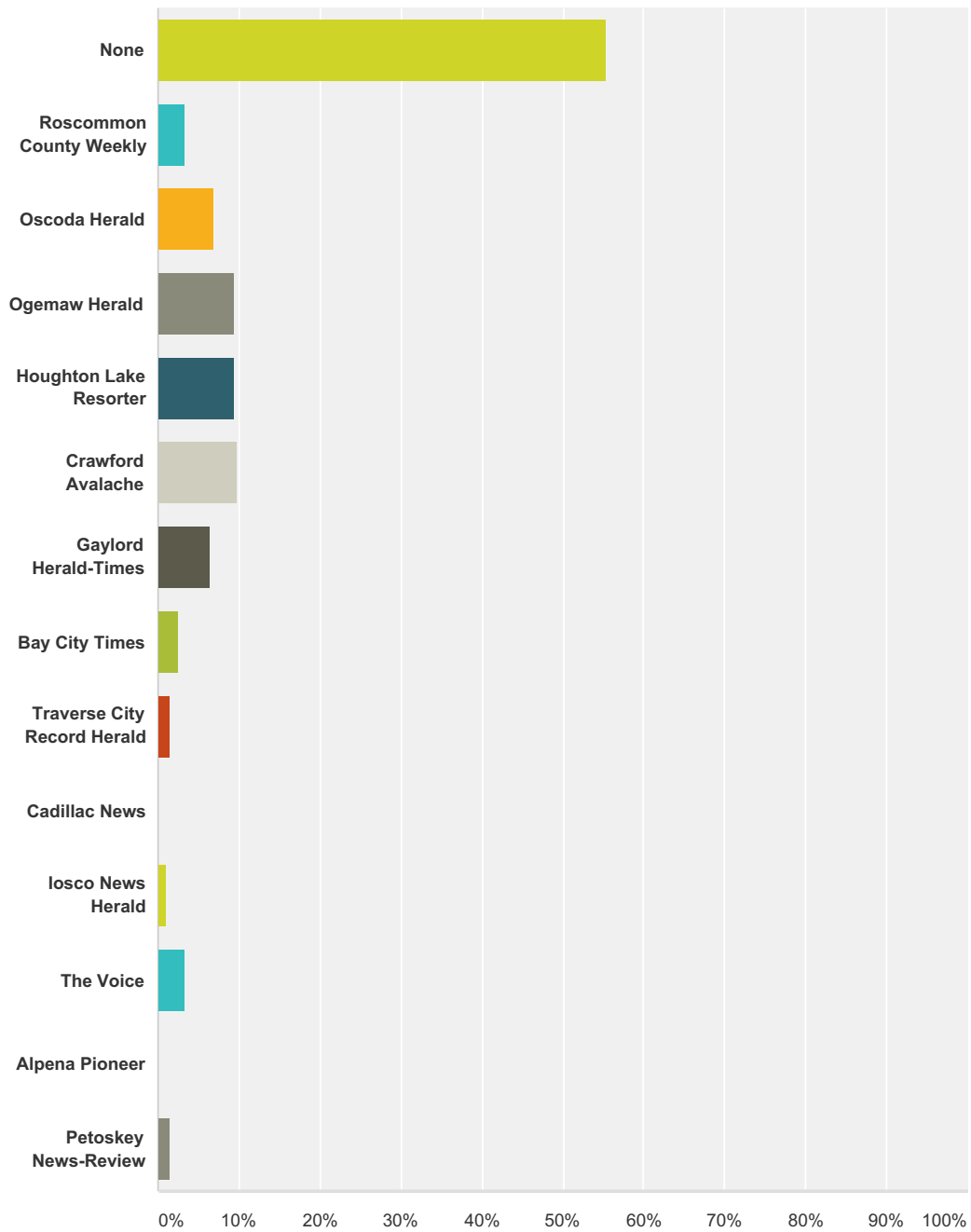
Answer Choices	Responses
None, I don't use the site	0.48% 1
Contact Information	36.19% 76
Scheduling/Catalog (course information)	49.52% 104
myKirtland (grades/registration)	90.00% 189

Fall 2016 Student Survey

Canvas (online/hybrid course delivery)	92.38%	194
Kmail (Kirtland Google email)	91.43%	192
Calendar	35.24%	74
News/Events	18.57%	39
Closure Information	15.71%	33
Library webpage	24.29%	51
Cancelled class information	26.67%	56
Link to Kirtland Social Networking pages	3.33%	7
Managing my RAVE Alert account & information	26.67%	56
Other, please specify	1.43%	3
Total Respondents: 210		

Q22 Which local newspaper do you read regularly? Mark all that apply.

Answered: 204 Skipped: 16



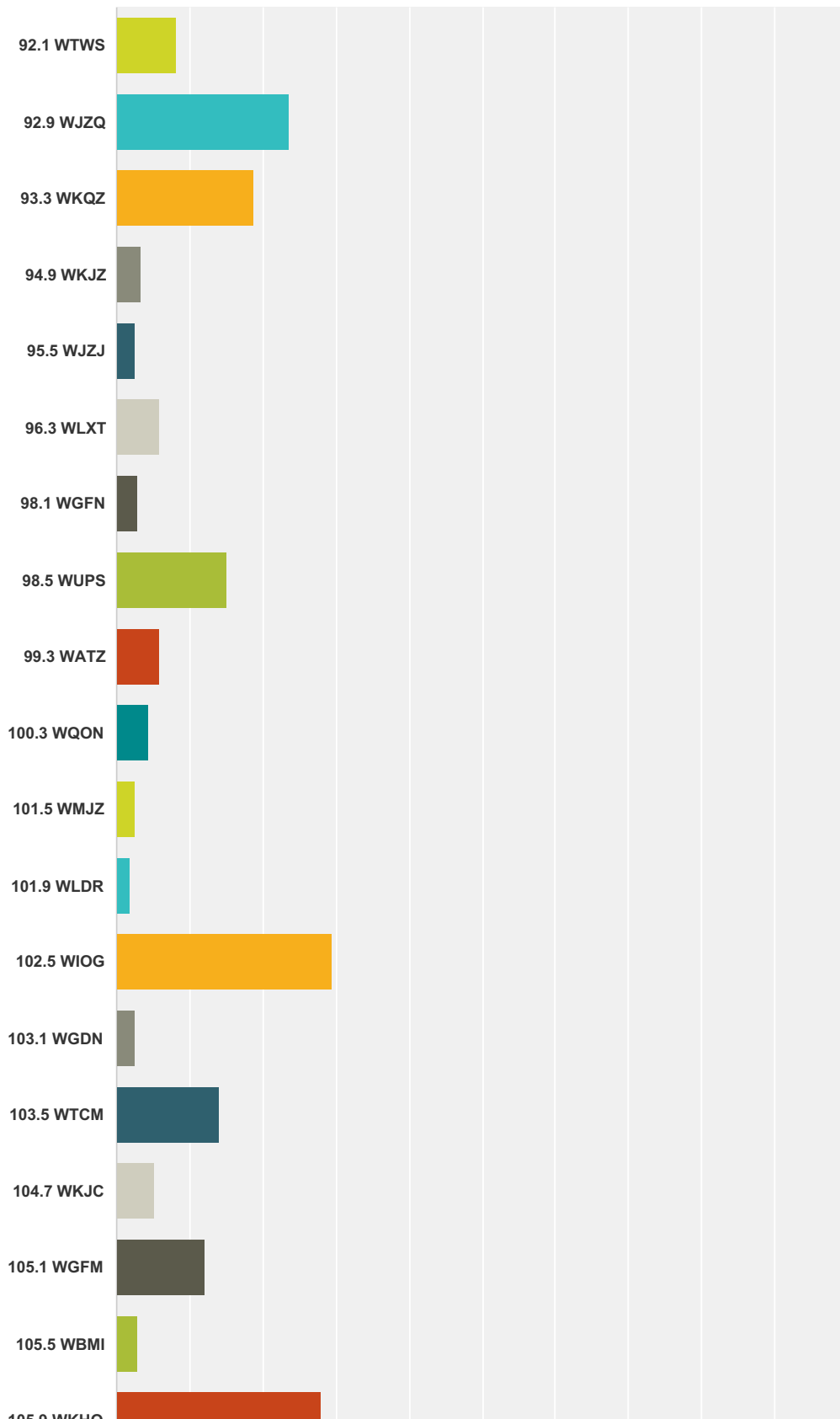
Answer Choices	Responses	Count
None	55.39%	113
Roscommon County Weekly	3.43%	7
Oscoda Herald	6.86%	14
Ogemaw Herald	9.31%	19

Fall 2016 Student Survey

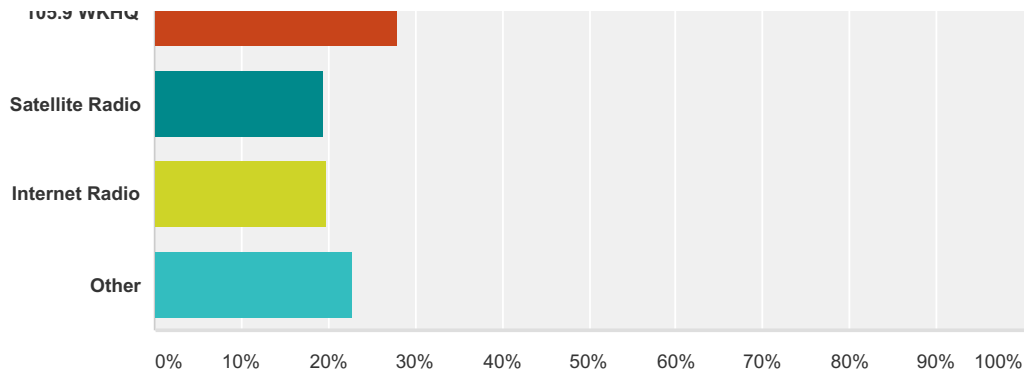
Houghton Lake Resorter	9.31%	19
Crawford Avalache	9.80%	20
Gaylord Herald-Times	6.37%	13
Bay City Times	2.45%	5
Traverse City Record Herald	1.47%	3
Cadillac News	0.00%	0
Iosco News Herald	0.98%	2
The Voice	3.43%	7
Alpena Pioneer	0.00%	0
Petoskey News-Review	1.47%	3
Total Respondents: 204		

Q23 What radio stations do you regularly listen to? Mark all that apply.

Answered: 207 Skipped: 13



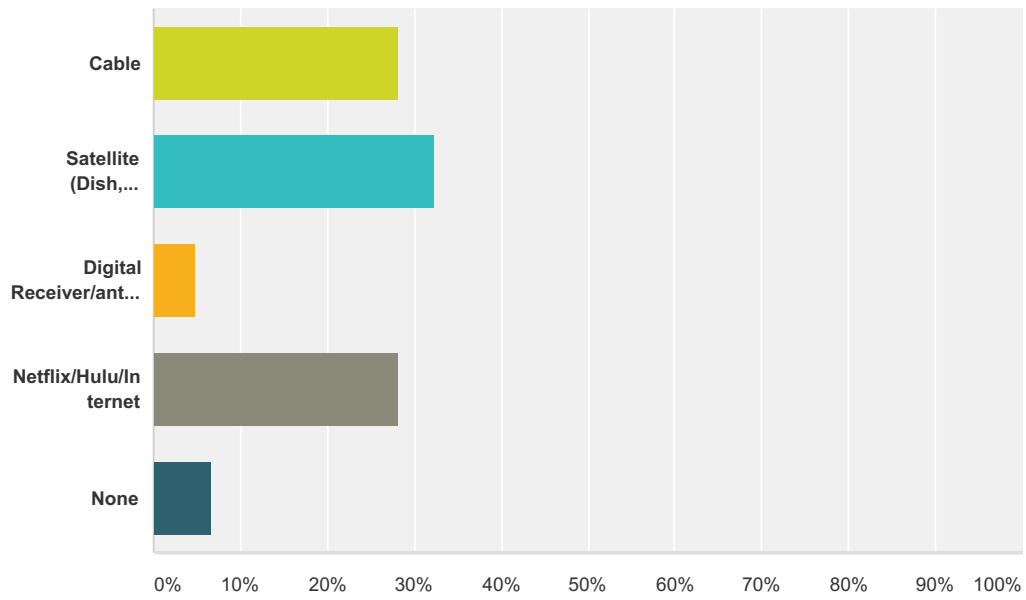
Fall 2016 Student Survey



Answer Choices	Responses	
92.1 WTWS	8.21%	17
92.9 WJZQ	23.67%	49
93.3 WKQZ	18.84%	39
94.9 WKJZ	3.38%	7
95.5 WJZJ	2.42%	5
96.3 WLXT	5.80%	12
98.1 WGFN	2.90%	6
98.5 WUPS	14.98%	31
99.3 WATZ	5.80%	12
100.3 WQON	4.35%	9
101.5 WMJZ	2.42%	5
101.9 WLDR	1.93%	4
102.5 WIOG	29.47%	61
103.1 WGDN	2.42%	5
103.5 WTCM	14.01%	29
104.7 WKJC	5.31%	11
105.1 WGFM	12.08%	25
105.5 WBMI	2.90%	6
105.9 WKHQ	28.02%	58
Satellite Radio	19.32%	40
Internet Radio	19.81%	41
Other	22.71%	47
Total Respondents: 207		

Q24 What type of television access do you have?

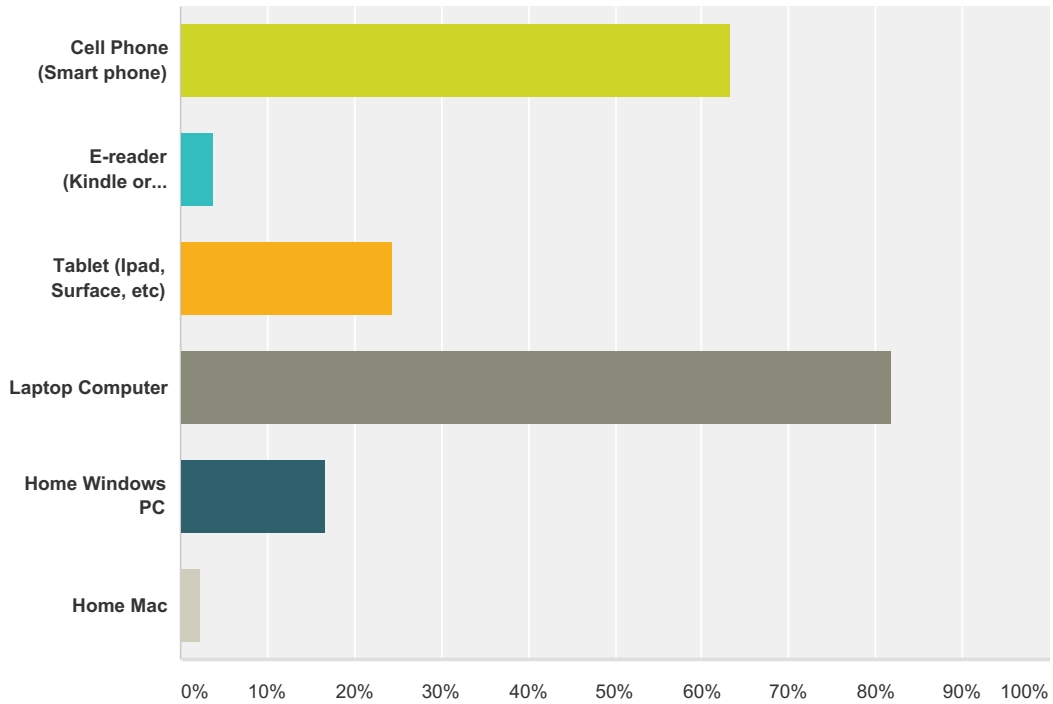
Answered: 210 Skipped: 10



Answer Choices	Responses	Count
Cable	28.10%	59
Satellite (Dish, DirectTV, etc)	32.38%	68
Digital Receiver/antenna	4.76%	10
Netflix/Hulu/Internet	28.10%	59
None	6.67%	14
Total		210

**Q25 Which type of device(s), if any, do you primarily use for classwork, reserach/reading, and communication?
Mark all that apply.**

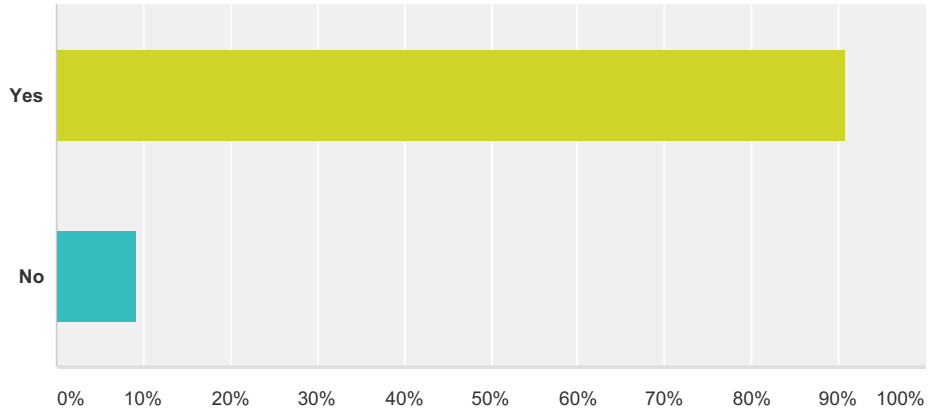
Answered: 209 Skipped: 11



Answer Choices	Responses	Count
Cell Phone (Smart phone)	63.16%	132
E-reader (Kindle or Nook)	3.83%	8
Tablet (Ipad, Surface, etc)	24.40%	51
Laptop Computer	81.82%	171
Home Windows PC	16.75%	35
Home Mac	2.39%	5
Total Respondents: 209		

Q26 Are you aware that Kirtland Student Services and Financial Aid send important notifications to your '@kirtland.edu' email account now instead of sending mailed paper letters to your home address?

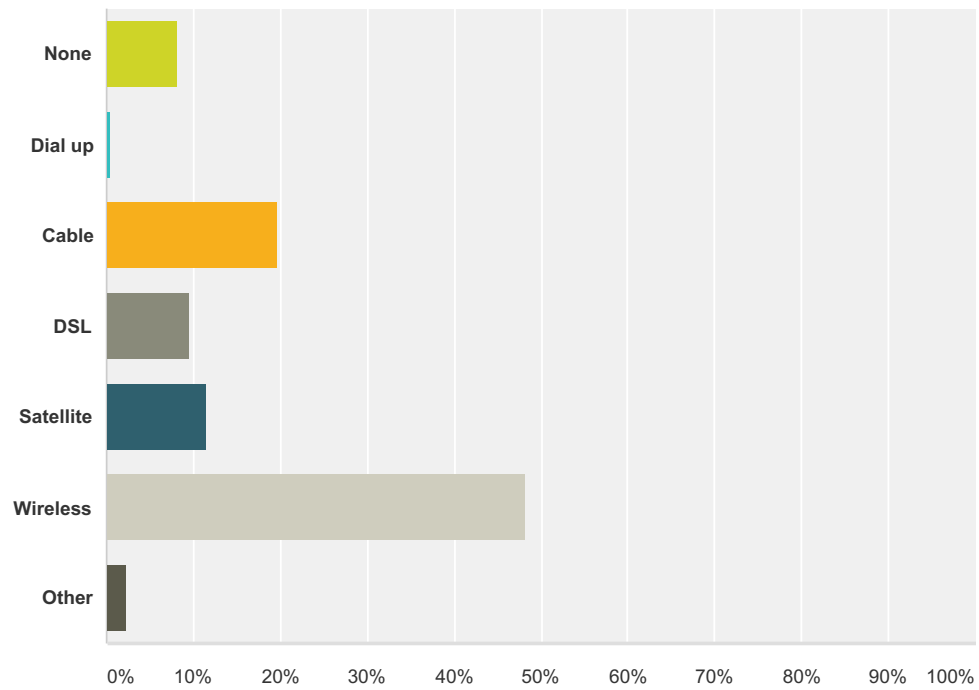
Answered: 209 Skipped: 11



Answer Choices	Responses
Yes	90.91% 190
No	9.09% 19
Total	209

Q27 Please select the type of internet access you have at home?

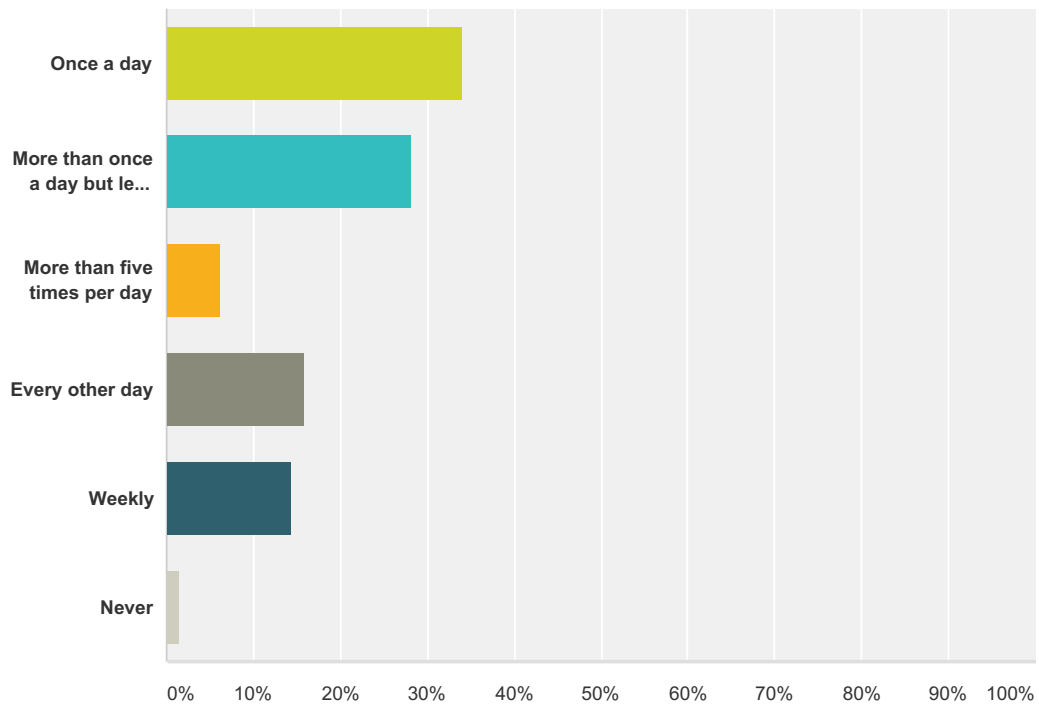
Answered: 209 Skipped: 11



Answer Choices	Responses
None	8.13% 17
Dial up	0.48% 1
Cable	19.62% 41
DSL	9.57% 20
Satellite	11.48% 24
Wireless	48.33% 101
Other	2.39% 5
Total	209

Q28 How frequently do you check your Kirtland email (Kmail)?

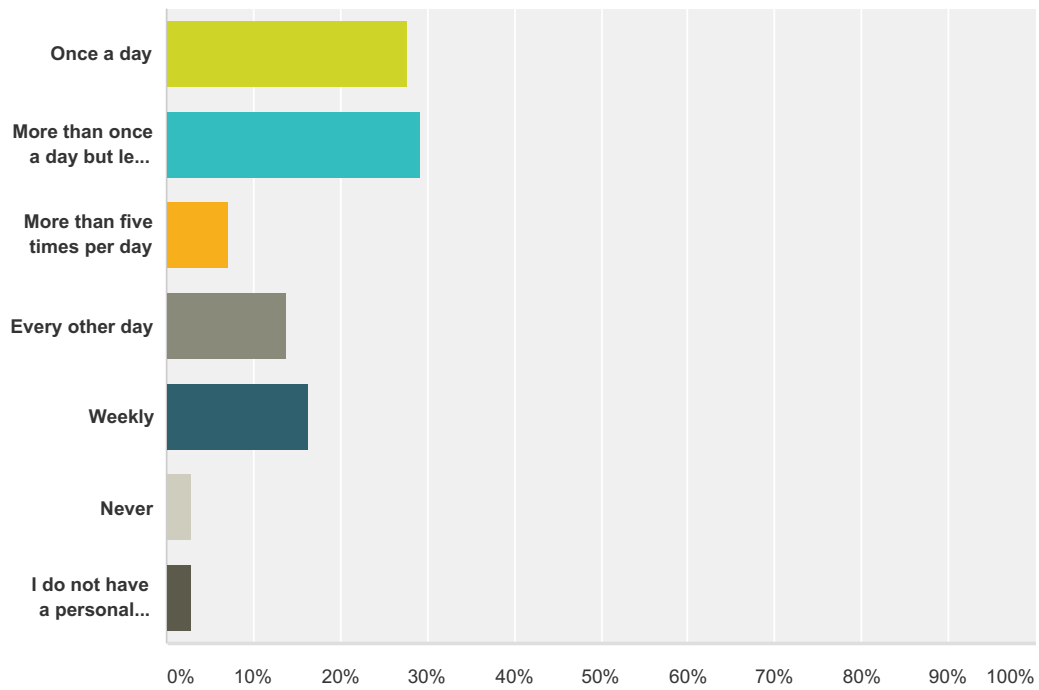
Answered: 209 Skipped: 11



Answer Choices	Responses
Once a day	33.97% 71
More than once a day but less than five times per day	28.23% 59
More than five times per day	6.22% 13
Every other day	15.79% 33
Weekly	14.35% 30
Never	1.44% 3
Total	209

Q29 How frequently do you check your personal email?

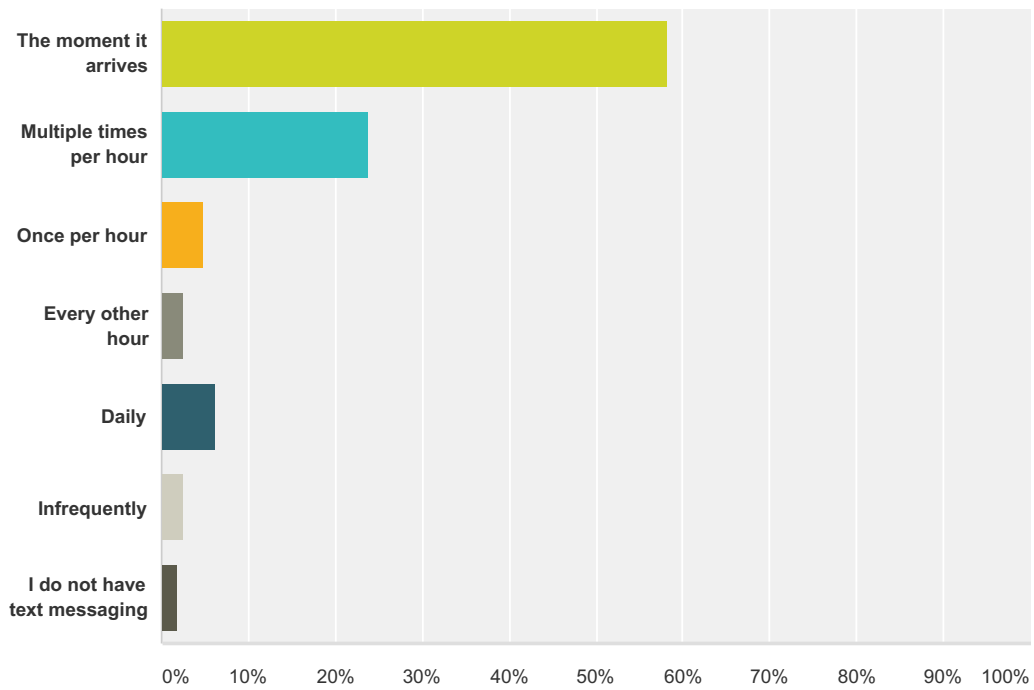
Answered: 209 Skipped: 11



Answer Choices	Responses
Once a day	27.75% 58
More than once a day but less than five times per day	29.19% 61
More than five times per day	7.18% 15
Every other day	13.88% 29
Weekly	16.27% 34
Never	2.87% 6
I do not have a personal email - I only use Kmail	2.87% 6
Total	209

Q30 How frequently do you check your text messages?

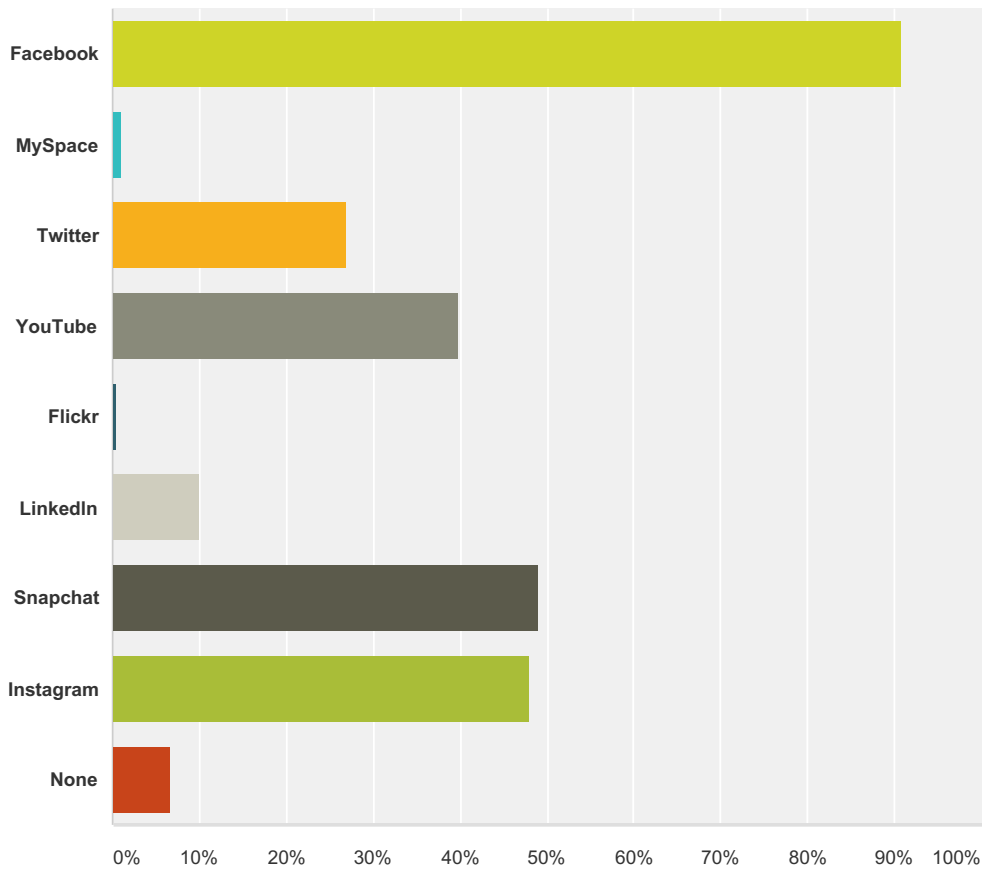
Answered: 206 Skipped: 14



Answer Choices	Responses	Count
The moment it arrives	58.25%	120
Multiple times per hour	23.79%	49
Once per hour	4.85%	10
Every other hour	2.43%	5
Daily	6.31%	13
Infrequently	2.43%	5
I do not have text messaging	1.94%	4
Total		206

Q31 What social networking sites do you belong to or use? Mark all that apply.

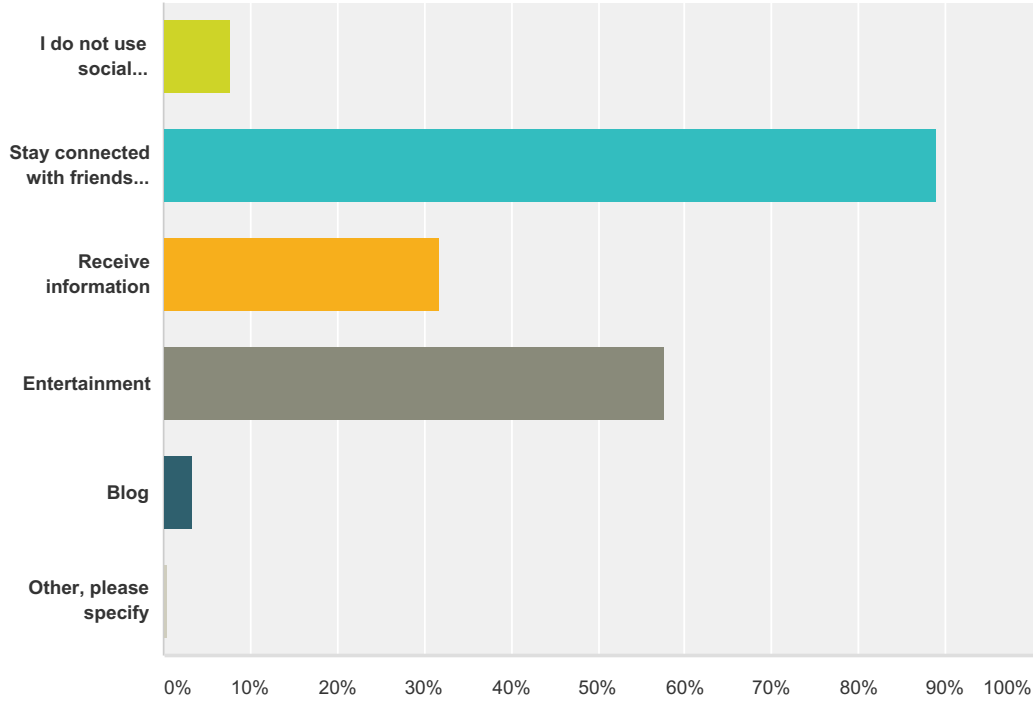
Answered: 208 Skipped: 12



Answer Choices	Responses	Count
Facebook	90.87%	189
MySpace	0.96%	2
Twitter	26.92%	56
YouTube	39.90%	83
Flickr	0.48%	1
LinkedIn	10.10%	21
Snapchat	49.04%	102
Instagram	48.08%	100
None	6.73%	14
Total Respondents: 208		

Q32 What is your primary reason for using these social network sites? Mark all that apply.

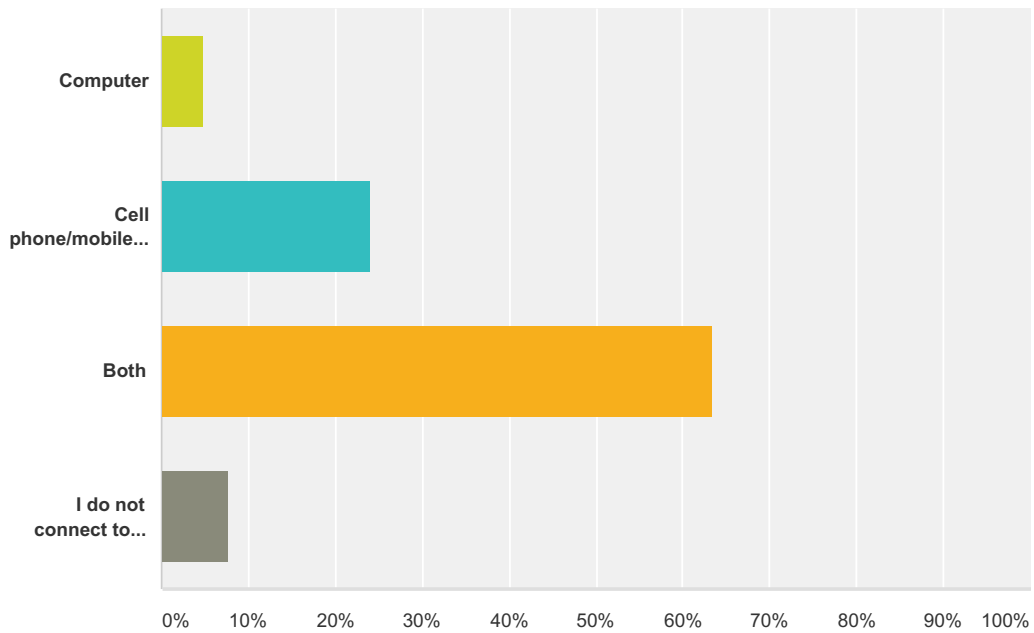
Answered: 208 Skipped: 12



Answer Choices	Responses	Count
I do not use social networking websites	7.69%	16
Stay connected with friends and family/Networking	88.94%	185
Receive information	31.73%	66
Entertainment	57.69%	120
Blog	3.37%	7
Other, please specify	0.48%	1
Total Respondents: 208		

Q33 Do you connect to social networking sites through:

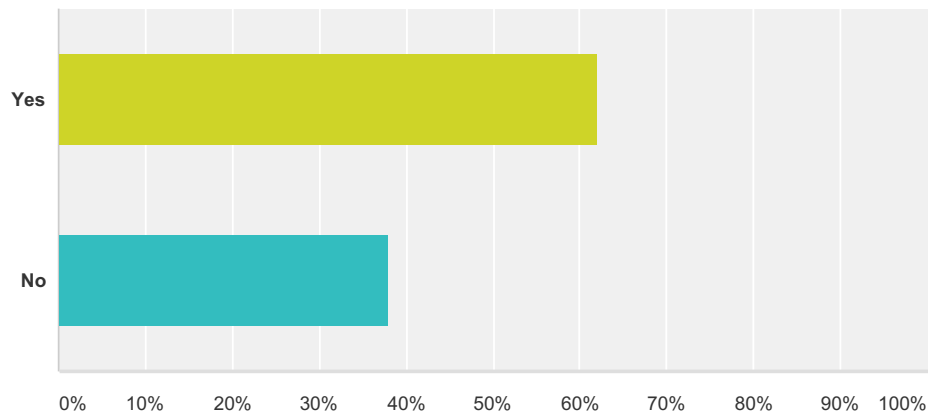
Answered: 208 Skipped: 12



Answer Choices	Responses	
Computer	4.81%	10
Cell phone/mobile device	24.04%	50
Both	63.46%	132
I do not connect to social networking sites	7.69%	16
Total		208

Q34 Are you a fan on Facebook of the Kirtland Facebook site?

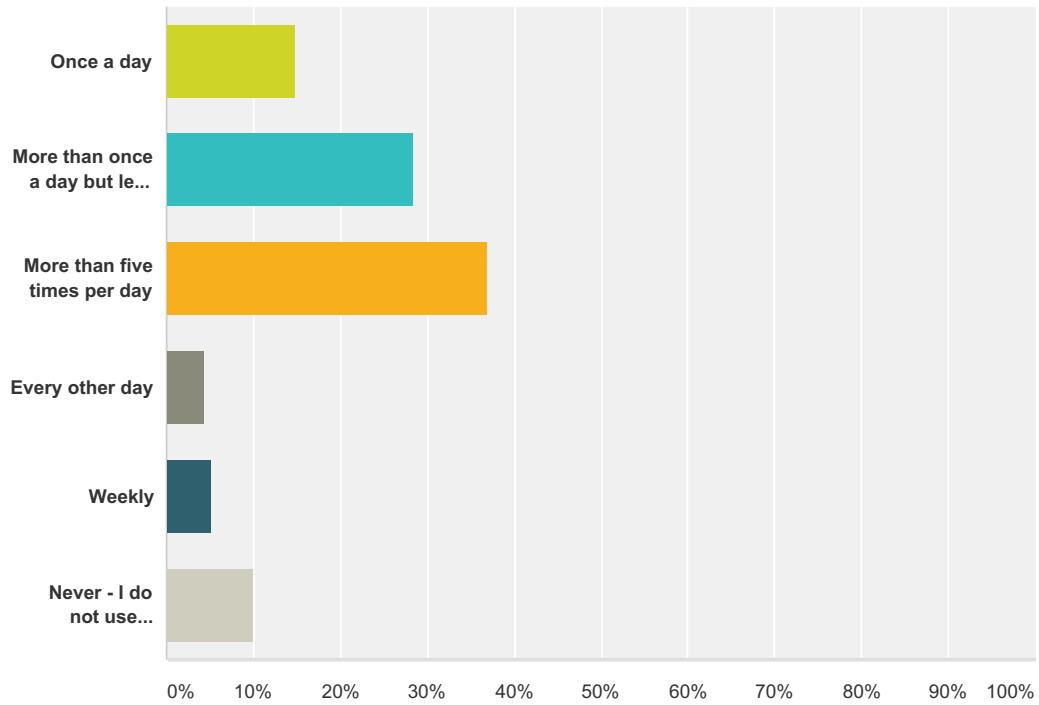
Answered: 208 Skipped: 12



Answer Choices	Responses
Yes	62.02% 129
No	37.98% 79
Total	208

Q35 How often do you visit Facebook?

Answered: 208 Skipped: 12



Answer Choices	Responses
Once a day	14.90% 31
More than once a day but less than five times per day	28.37% 59
More than five times per day	37.02% 77
Every other day	4.33% 9
Weekly	5.29% 11
Never - I do not use Facebook	10.10% 21
Total	208

Q36 How often do you check your Twitter daily? Enter numeric estimate here. If you do not use Twitter enter 0.

Answered: 198 Skipped: 22

Q37 How often do you check your Instagram daily? Enter numeric estimate here. If you do not use Instagram enter 0.

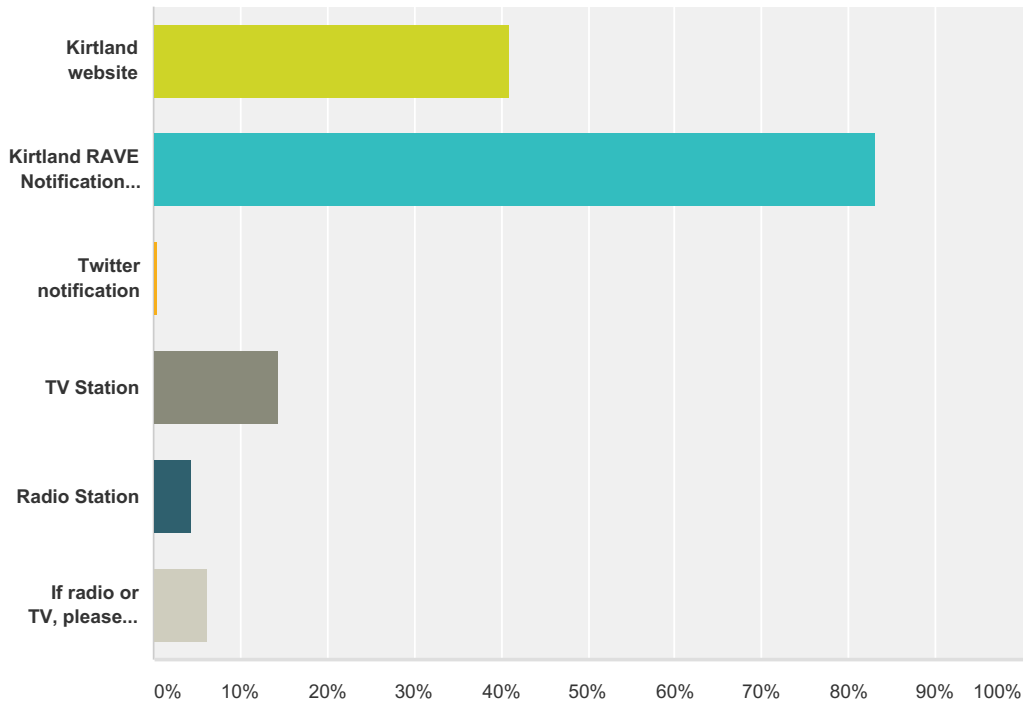
Answered: 203 Skipped: 17

Q38 How often do you check your Snapchat daily? Enter numeric estimate here. If you do not use Snapchat enter 0.

Answered: 203 Skipped: 17

Q39 How do you get your Kirtland snow day closure information? Mark all that apply.

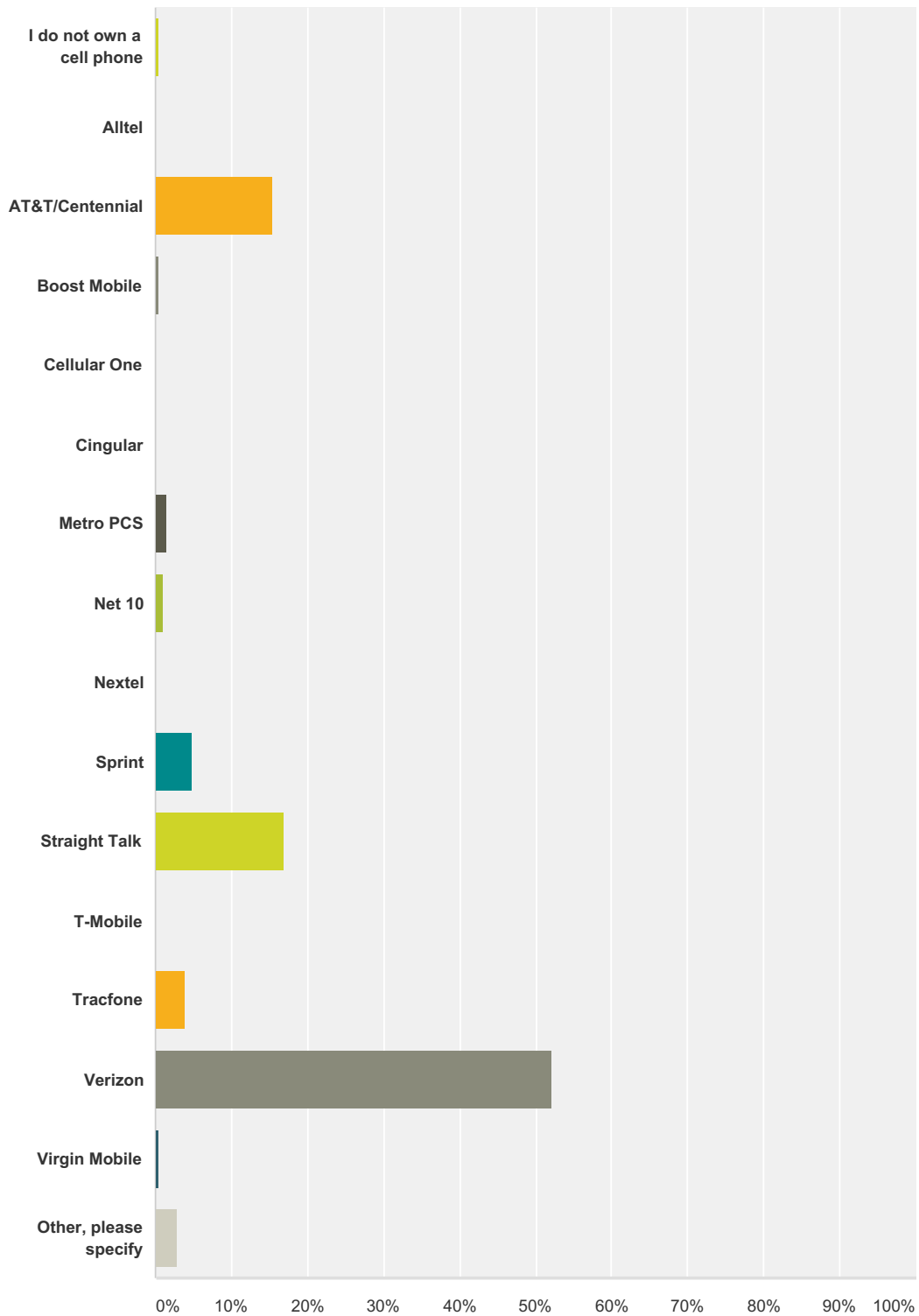
Answered: 208 Skipped: 12



Answer Choices	Responses
Kirtland website	40.87% 85
Kirtland RAVE Notification to your mobile device	83.17% 173
Twitter notification	0.48% 1
TV Station	14.42% 30
Radio Station	4.33% 9
If radio or TV, please specify station:	6.25% 13
Total Respondents: 208	

Q40 If you have a cell phone, who is your cell phone provider?

Answered: 207 Skipped: 13



Answer Choices

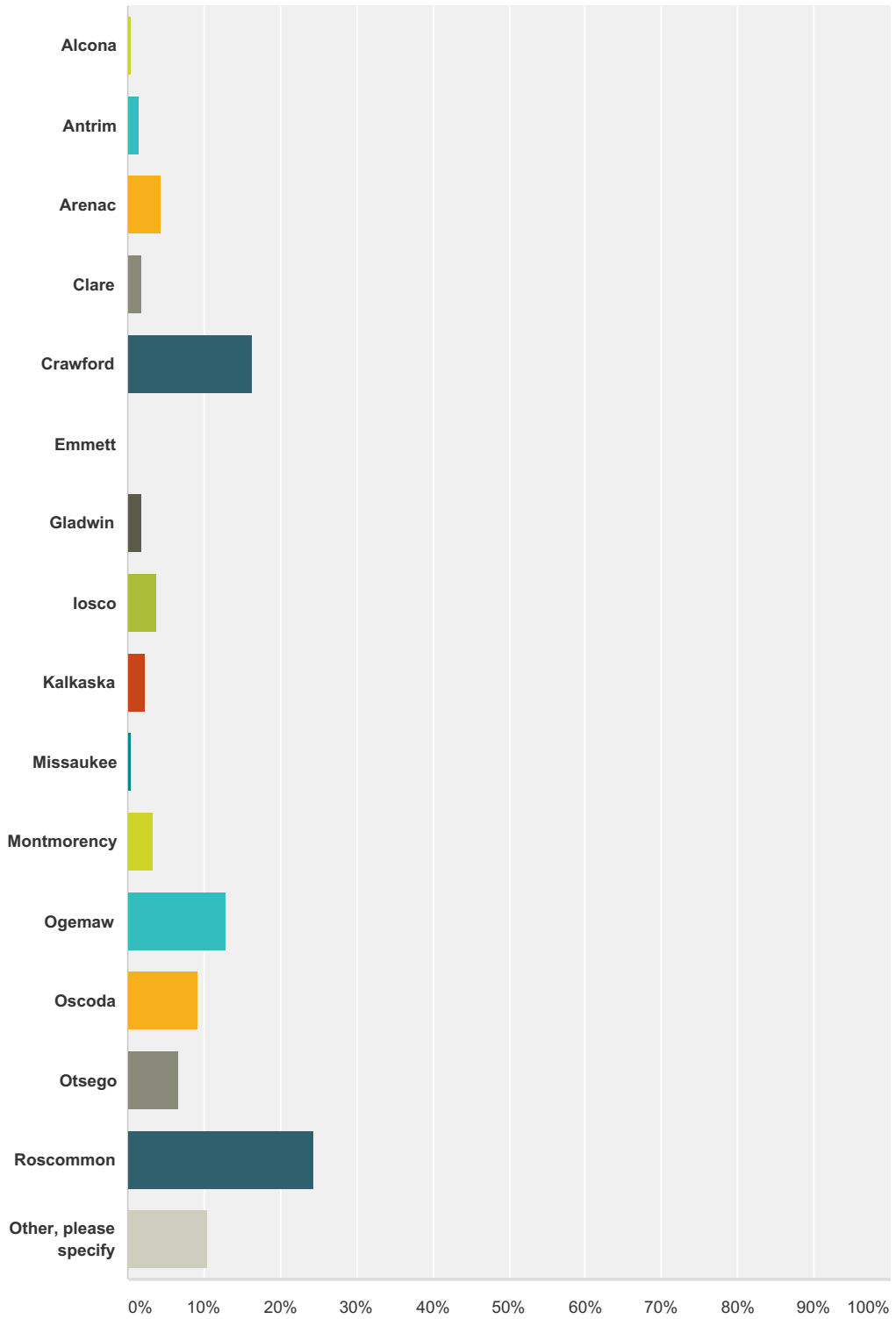
Responses

Fall 2016 Student Survey

I do not own a cell phone	0.48%	1
Alltel	0.00%	0
AT&T/Centennial	15.46%	32
Boost Mobile	0.48%	1
Cellular One	0.00%	0
Cingular	0.00%	0
Metro PCS	1.45%	3
Net 10	0.97%	2
Nextel	0.00%	0
Sprint	4.83%	10
Straight Talk	16.91%	35
T-Mobile	0.00%	0
Tracfone	3.86%	8
Verizon	52.17%	108
Virgin Mobile	0.48%	1
Other, please specify	2.90%	6
Total		207

Q41 What county do you live in?

Answered: 209 Skipped: 11



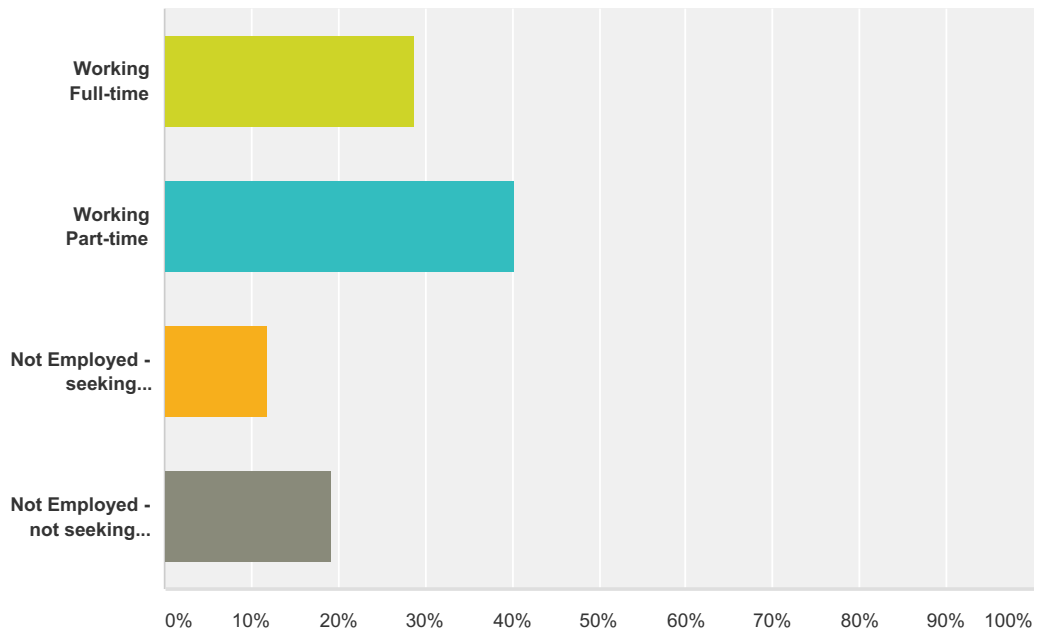
Answer Choices	Responses
Alcona	0.48% 1

Fall 2016 Student Survey

Antrim	1.44%	3
Arenac	4.31%	9
Clare	1.91%	4
Crawford	16.27%	34
Emmett	0.00%	0
Gladwin	1.91%	4
Iosco	3.83%	8
Kalkaska	2.39%	5
Missaukee	0.48%	1
Montmorency	3.35%	7
Ogemaw	12.92%	27
Oscoda	9.09%	19
Otsego	6.70%	14
Roscommon	24.40%	51
Other, please specify	10.53%	22
Total		209

Q42 Please describe your current employment status?

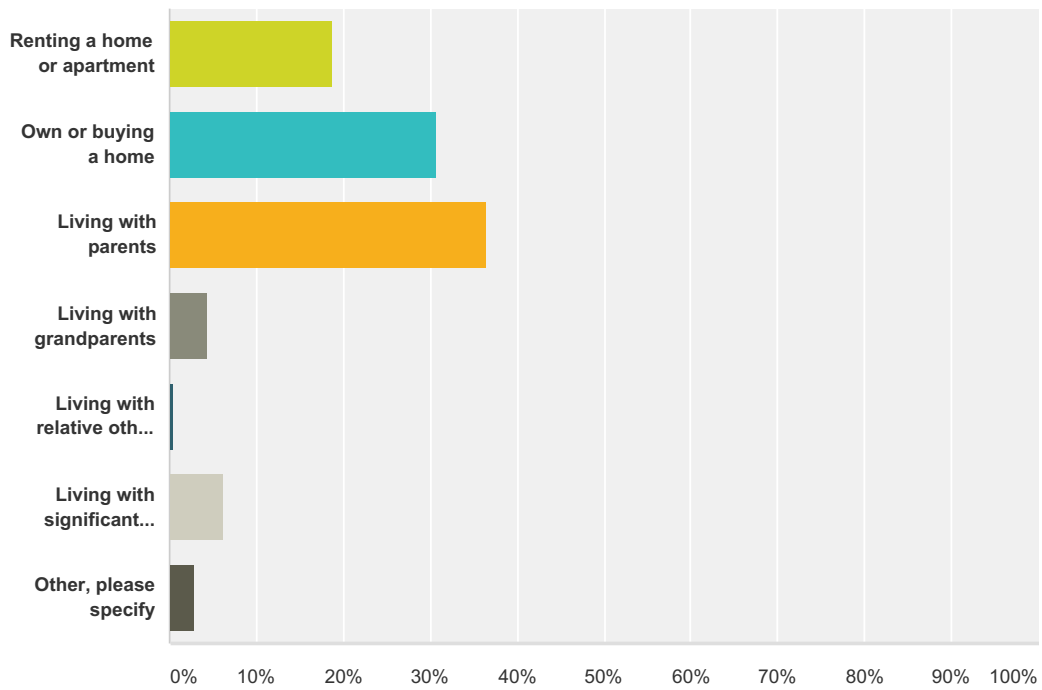
Answered: 209 Skipped: 11



Answer Choices	Responses	
Working Full-time	28.71%	60
Working Part-time	40.19%	84
Not Employed - seeking employment	11.96%	25
Not Employed - not seeking employment	19.14%	40
Total		209

Q43 Please describe your current living situation?

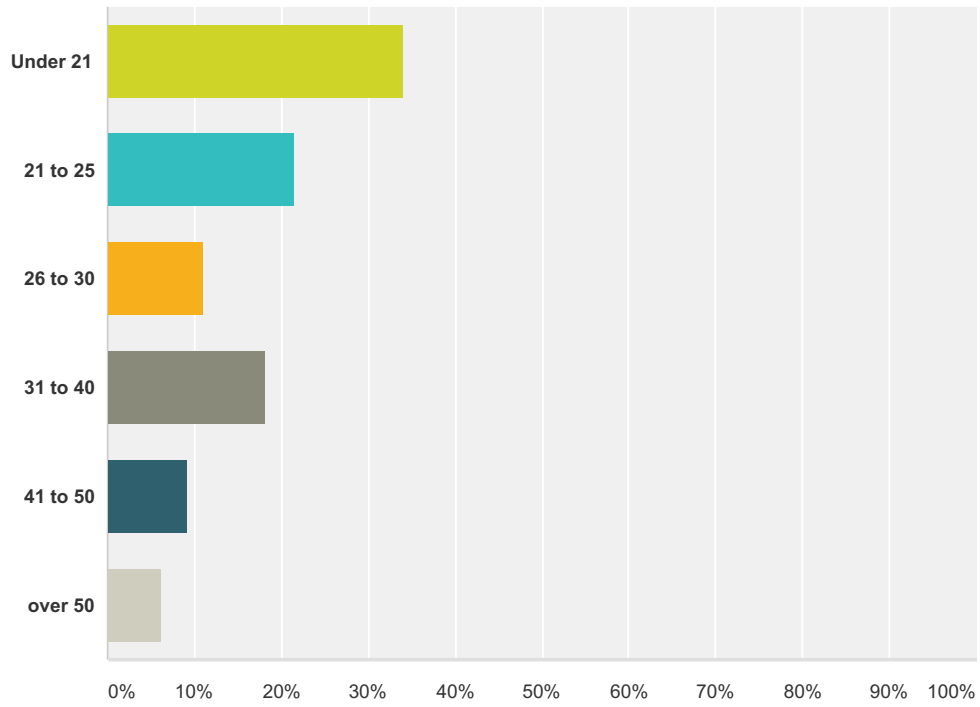
Answered: 208 Skipped: 12



Answer Choices	Responses
Renting a home or apartment	18.75% 39
Own or buying a home	30.77% 64
Living with parents	36.54% 76
Living with grandparents	4.33% 9
Living with relative other than parents/grandparents	0.48% 1
Living with significant other	6.25% 13
Other, please specify	2.88% 6
Total	208

Q44 What is your age range?

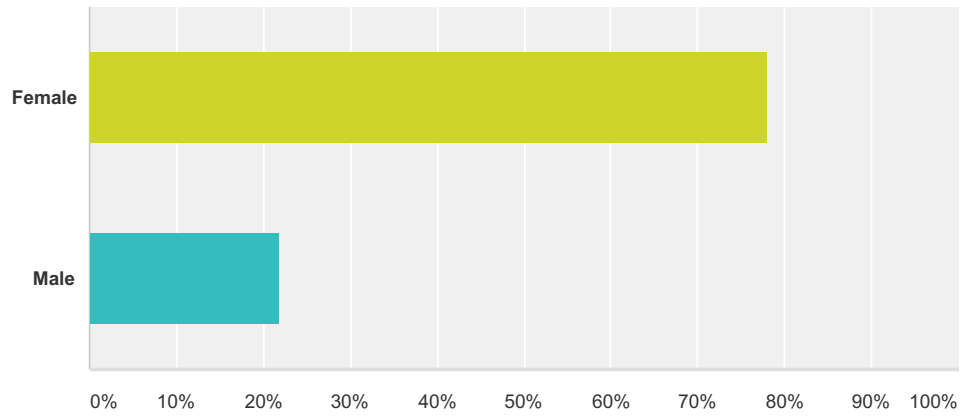
Answered: 209 Skipped: 11



Answer Choices	Responses	Count
Under 21	33.97%	71
21 to 25	21.53%	45
26 to 30	11.00%	23
31 to 40	18.18%	38
41 to 50	9.09%	19
over 50	6.22%	13
Total		209

Q45 What is your gender?

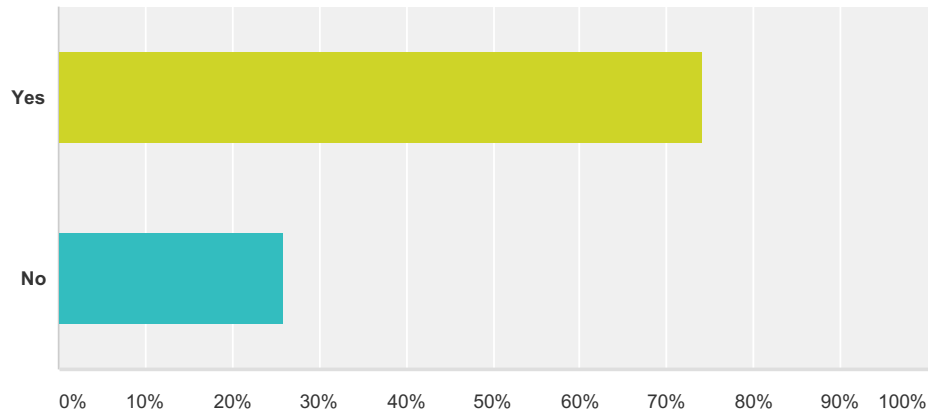
Answered: 209 Skipped: 11



Answer Choices	Responses
Female	77.99% 163
Male	22.01% 46
Total	209

Q46 Are you responsible for supporting yourself financially?

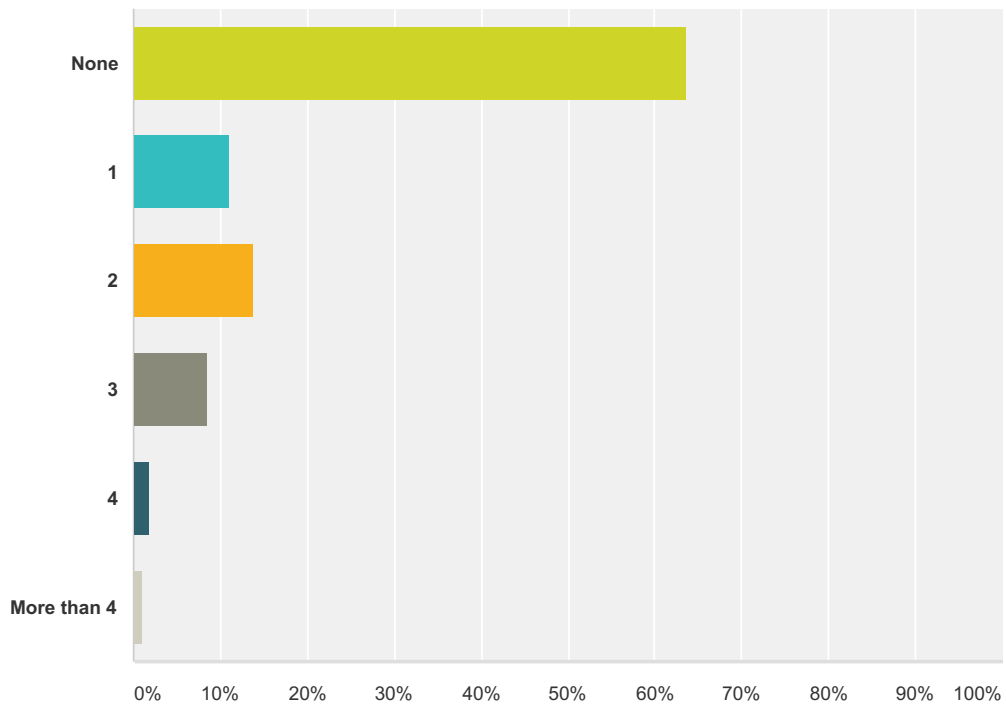
Answered: 208 Skipped: 12



Answer Choices	Responses	
Yes	74.04%	154
No	25.96%	54
Total		208

Q47 How many children do you have/support?

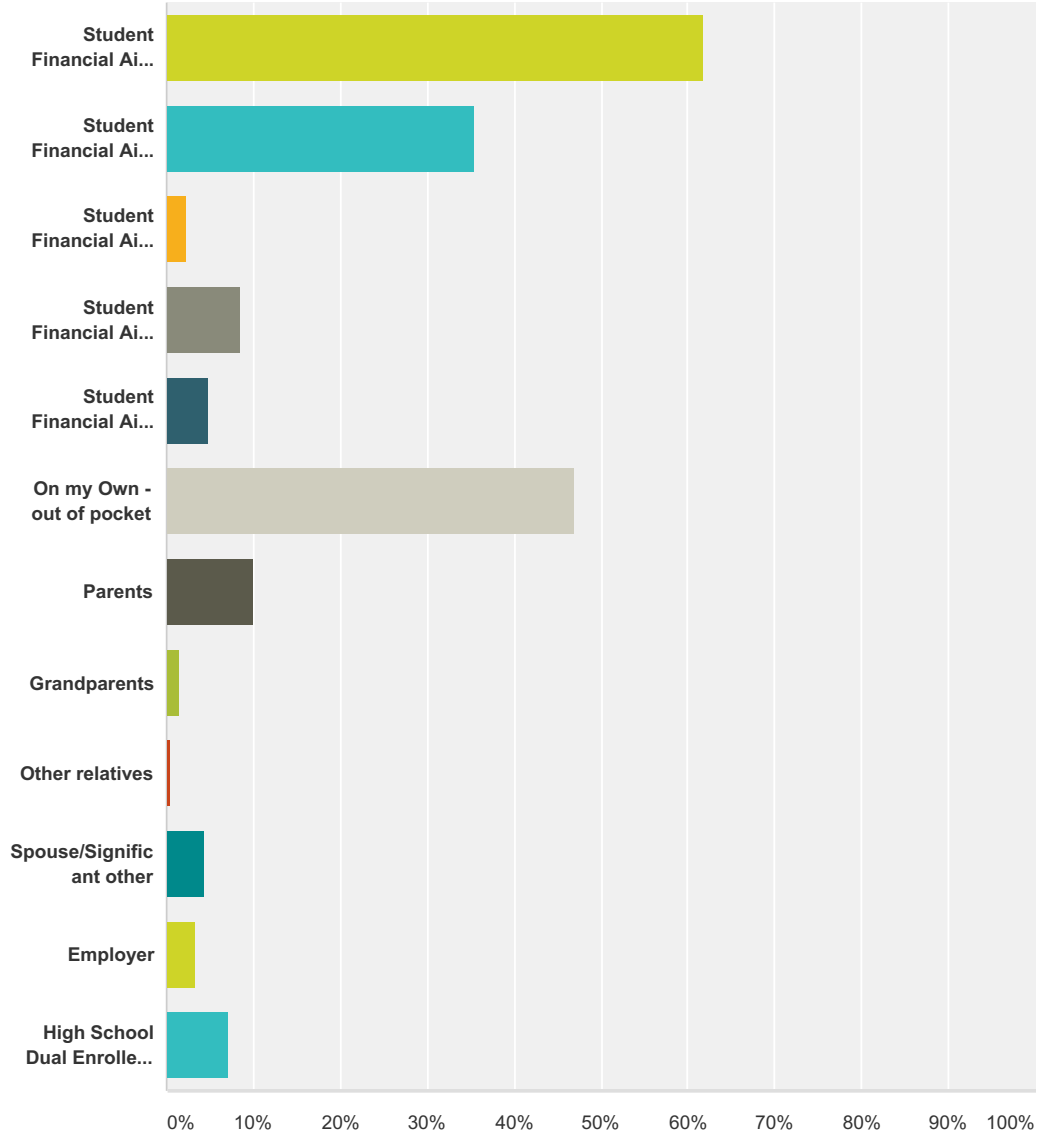
Answered: 209 Skipped: 11



Answer Choices	Responses	
None	63.64%	133
1	11.00%	23
2	13.88%	29
3	8.61%	18
4	1.91%	4
More than 4	0.96%	2
Total		209

Q48 How do you pay for your Kirtland Community College classes? Mark all that apply.

Answered: 209 Skipped: 11



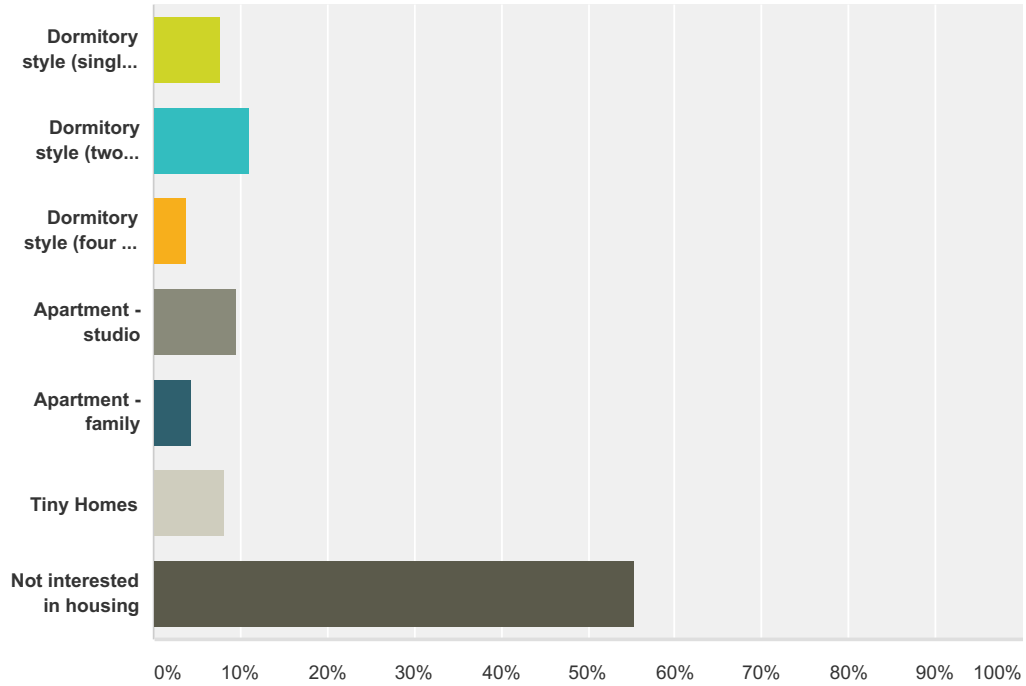
Answer Choices	Responses
Student Financial Aid - Pell and other grants	61.72% 129
Student Financial Aid - Loans	35.41% 74
Student Financial Aid - College Workstudy	2.39% 5
Student Financial Aid - Academic Scholarships	8.61% 18
Student Financial Aid - Veteran/Military Benefits	4.78% 10
On my Own - out of pocket	46.89% 98

Fall 2016 Student Survey

Parents	10.05%	21
Grandparents	1.44%	3
Other relatives	0.48%	1
Spouse/Significant other	4.31%	9
Employer	3.35%	7
High School Dual Enrolled or Early Middle College	7.18%	15
Total Respondents: 209		

Q49 If Kirtland were to offer housing to students which type of housing do you prefer?

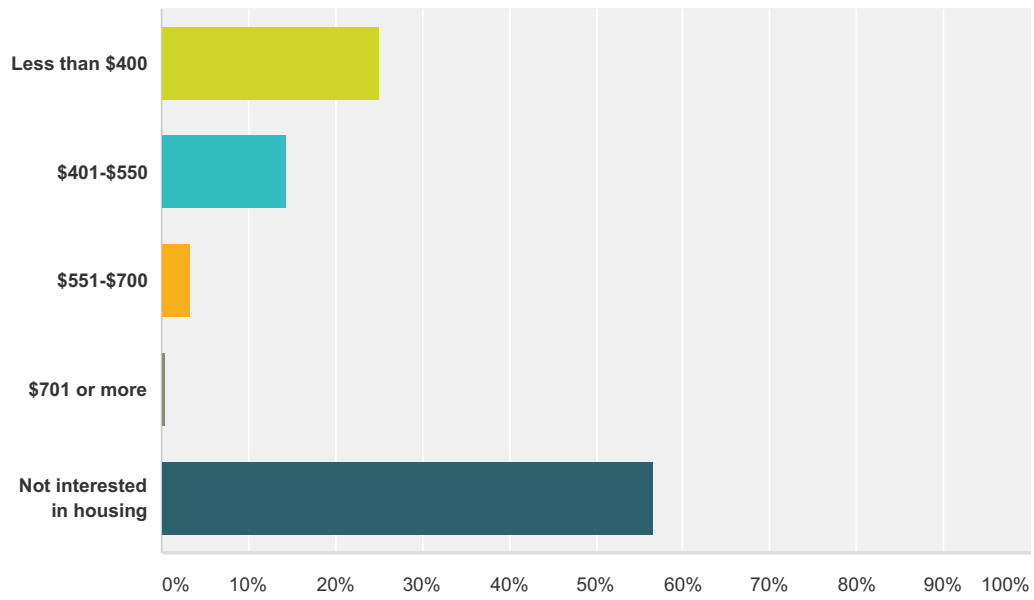
Answered: 208 Skipped: 12



Answer Choices	Responses
Dormitory style (single person room)	7.69% 16
Dormitory style (two students per room)	11.06% 23
Dormitory style (four to eight person suite)	3.85% 8
Apartment - studio	9.62% 20
Apartment - family	4.33% 9
Tiny Homes	8.17% 17
Not interested in housing	55.29% 115
Total	208

Q50 How much would you be willing to pay per month for Kirtland student housing?

Answered: 207 Skipped: 13



Answer Choices	Responses	Count
Less than \$400	25.12%	52
\$401-\$550	14.49%	30
\$551-\$700	3.38%	7
\$701 or more	0.48%	1
Not interested in housing	56.52%	117
Total		207

**Q51 Is there a program of study that
Kirtland Community College does not offer
that it should consider offering?**

Answered: 151 Skipped: 69

Q52 How can Kirtland better assist you in achieving your educational goals?

Answered: 148 Skipped: 72

Q53 Thank you for taking the survey. Enter your Kirtland email address here for a chance to win the \$50 VISA gift card.

Answered: 197 Skipped: 23