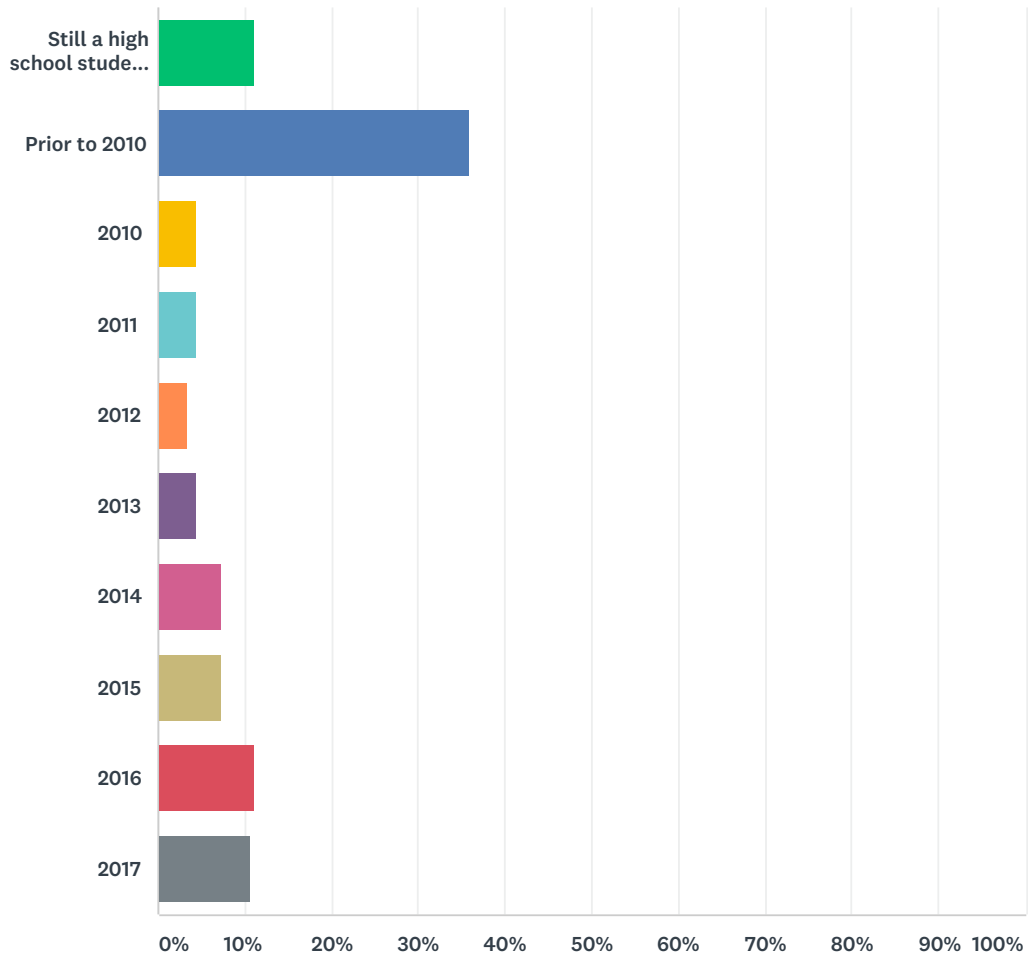


Q1 What year did you graduate high school/obtain your GED?

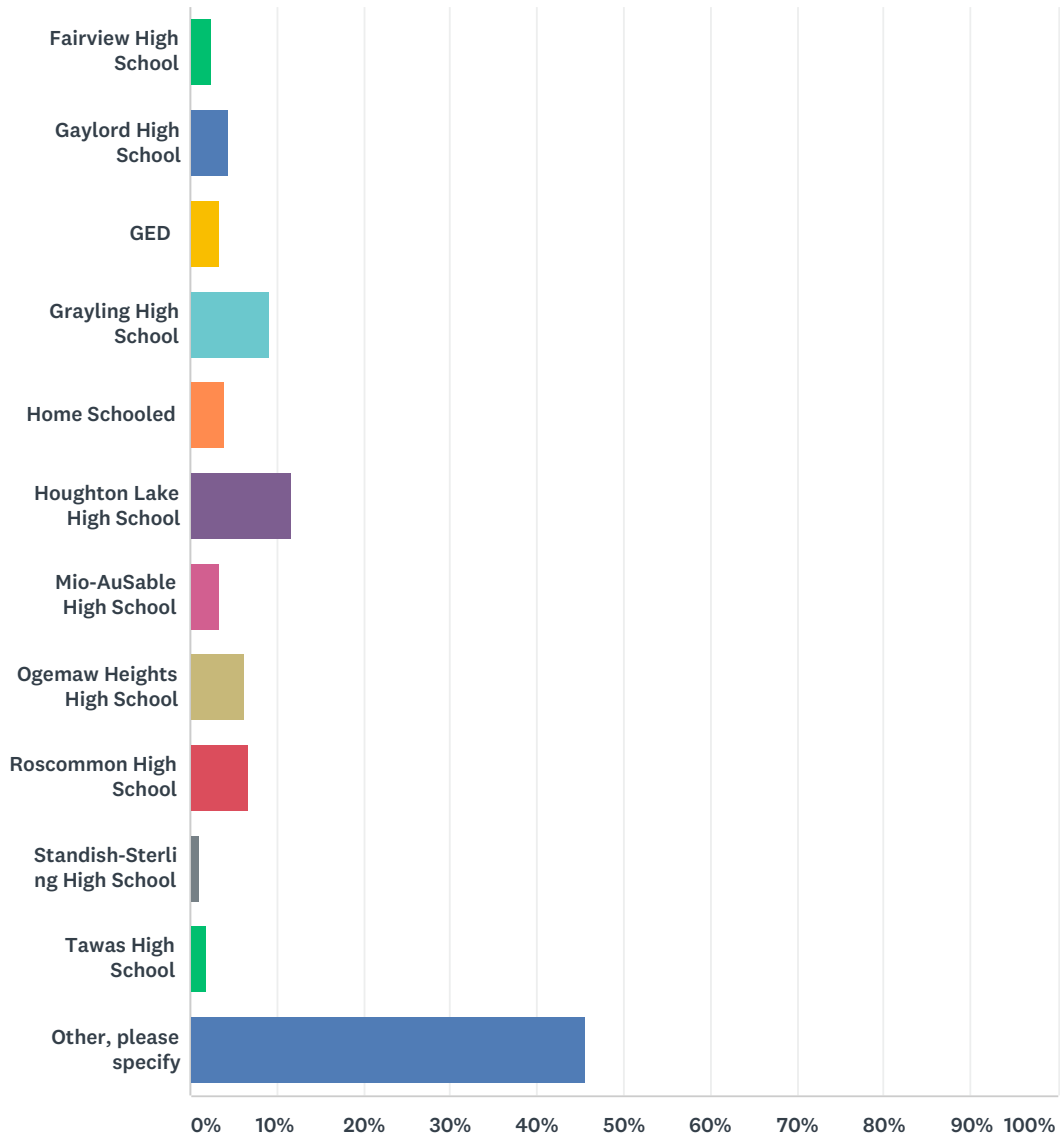
Answered: 206 Skipped: 0



ANSWER CHOICES	RESPONSES	
Still a high school student (Dual Enrolled or Early Middle College)	11.17%	23
Prior to 2010	35.92%	74
2010	4.37%	9
2011	4.37%	9
2012	3.40%	7
2013	4.37%	9
2014	7.28%	15
2015	7.28%	15
2016	11.17%	23
2017	10.68%	22
TOTAL		206

Q2 If you graduated which High School did you graduate from? If you are still in high school which High School are you attending?

Answered: 206 Skipped: 0



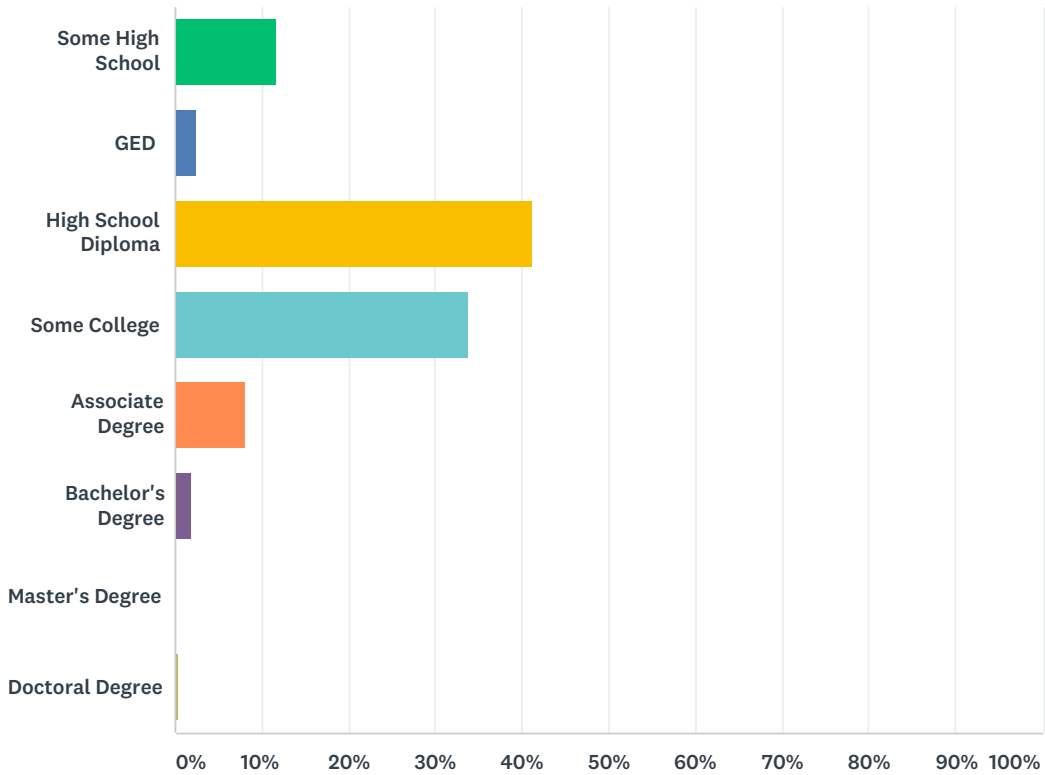
ANSWER CHOICES	RESPONSES	
Fairview High School	2.43%	5
Gaylord High School	4.37%	9
GED	3.40%	7
Grayling High School	9.22%	19
Home Schooled	3.88%	8
Houghton Lake High School	11.65%	24
Mio-AuSable High School	3.40%	7

Fall 2017 Student Survey

Ogemaw Heights High School	6.31%	13
Roscommon High School	6.80%	14
Standish-Sterling High School	0.97%	2
Tawas High School	1.94%	4
Other, please specify	45.63%	94
TOTAL		206

Q3 What is the highest level of education you received prior to enrolling at Kirtland?

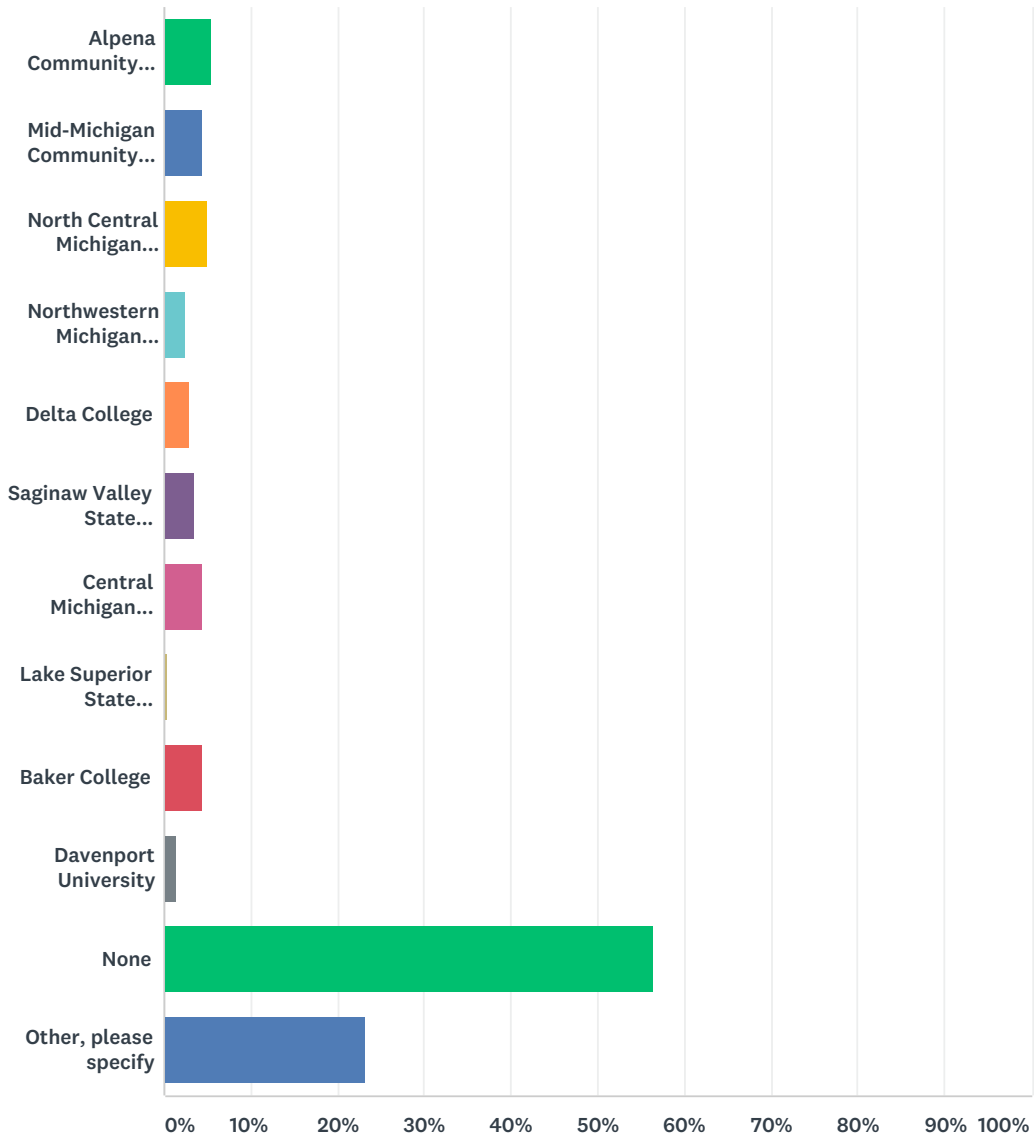
Answered: 206 Skipped: 0



ANSWER CHOICES	RESPONSES	
Some High School	11.65%	24
GED	2.43%	5
High School Diploma	41.26%	85
Some College	33.98%	70
Associate Degree	8.25%	17
Bachelor's Degree	1.94%	4
Master's Degree	0.00%	0
Doctoral Degree	0.49%	1
TOTAL		206

Q4 What other colleges, besides Kirtland, have you attended since graduating high school? Mark all that apply.

Answered: 202 Skipped: 4



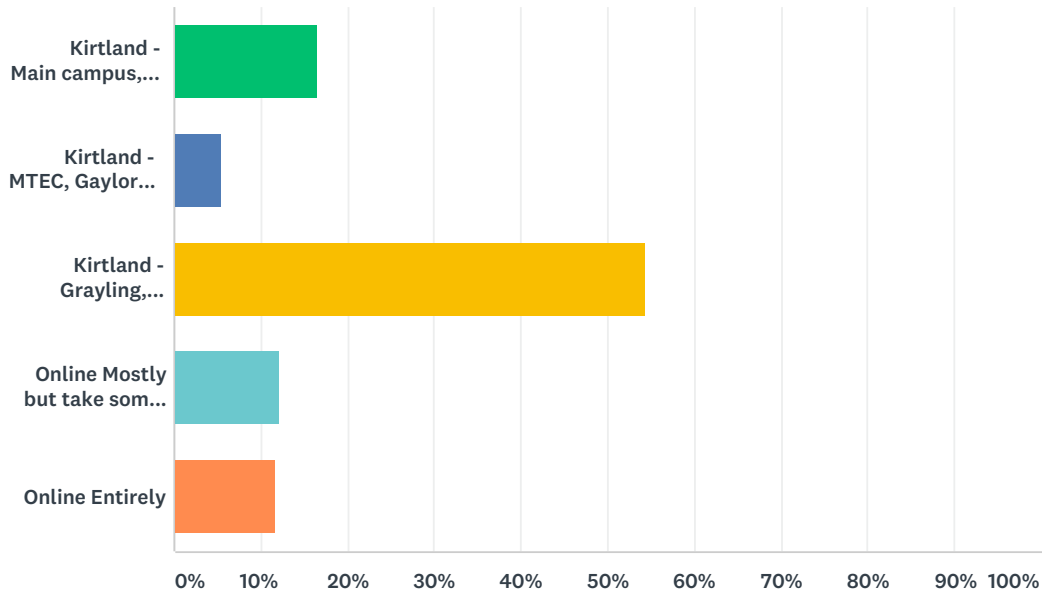
ANSWER CHOICES	RESPONSES	
Alpena Community College	5.45%	11
Mid-Michigan Community College	4.46%	9
North Central Michigan College	4.95%	10
Northwestern Michigan College	2.48%	5
Delta College	2.97%	6
Saginaw Valley State University	3.47%	7
Central Michigan University	4.46%	9

Fall 2017 Student Survey

Lake Superior State University	0.50%	1
Baker College	4.46%	9
Davenport University	1.49%	3
None	56.44%	114
Other, please specify	23.27%	47
Total Respondents: 202		

Q5 At what Kirtland location do you primarily attend classes or plan to attend classes?

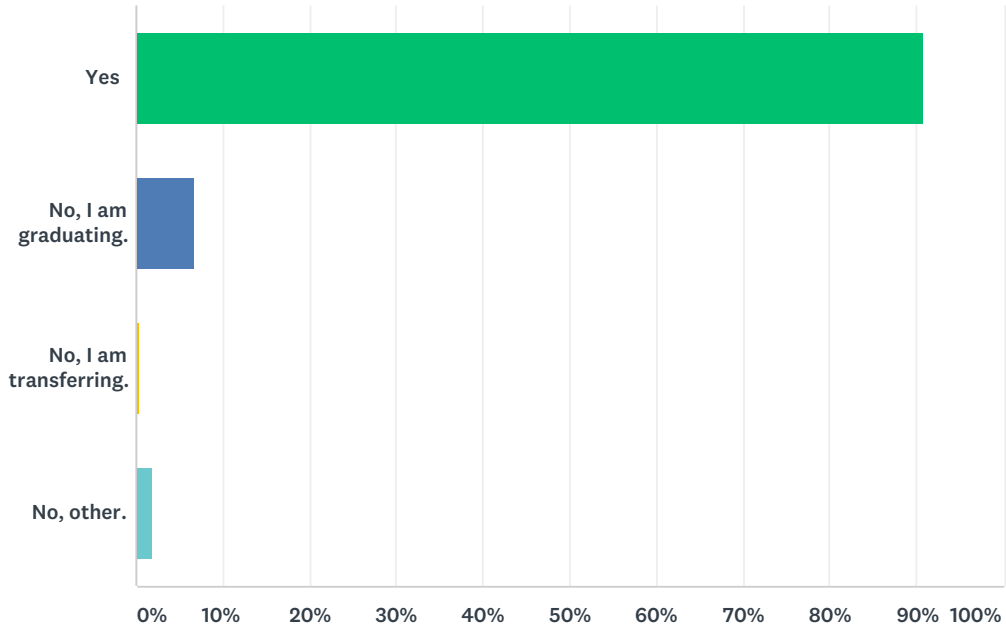
Answered: 206 Skipped: 0



ANSWER CHOICES	RESPONSES	
Kirtland - Main campus, Roscommon	16.50%	34
Kirtland - MTEC, Gaylord site	5.34%	11
Kirtland - Grayling, Health Sciences Center	54.37%	112
Online Mostly but take some class at other Kirtland site(s)	12.14%	25
Online Entirely	11.65%	24
TOTAL		206

Q6 Do you plan to enroll at Kirtland for classes next semester?

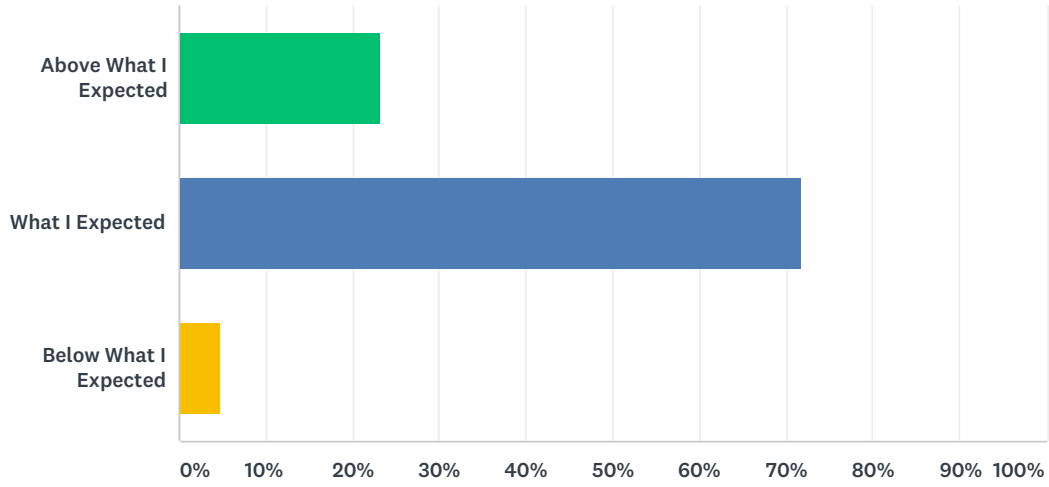
Answered: 206 Skipped: 0



ANSWER CHOICES	RESPONSES	
Yes	90.78%	187
No, I am graduating.	6.80%	14
No, I am transferring.	0.49%	1
No, other.	1.94%	4
TOTAL		206

Q7 Is the level of academic challenge at Kirtland what you expected?

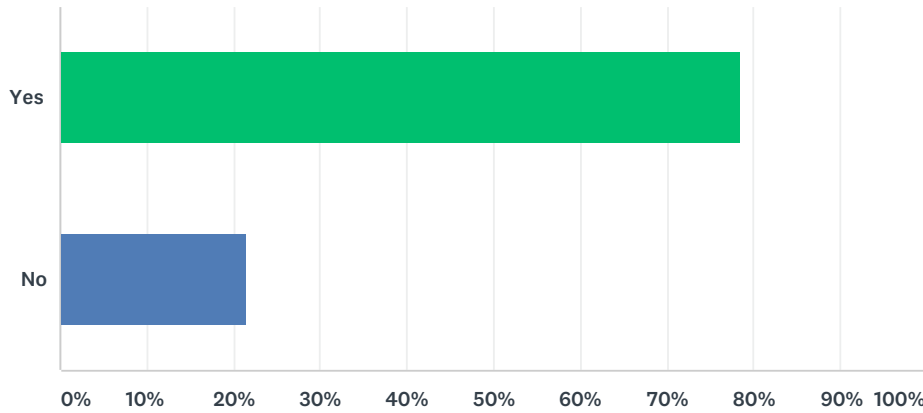
Answered: 206 Skipped: 0



ANSWER CHOICES	RESPONSES	
Above What I Expected	23.30%	48
What I Expected	71.84%	148
Below What I Expected	4.85%	10
TOTAL		206

Q8 Do you receive need-based financial aid (for example, grants or student loans) to attend Kirtland?

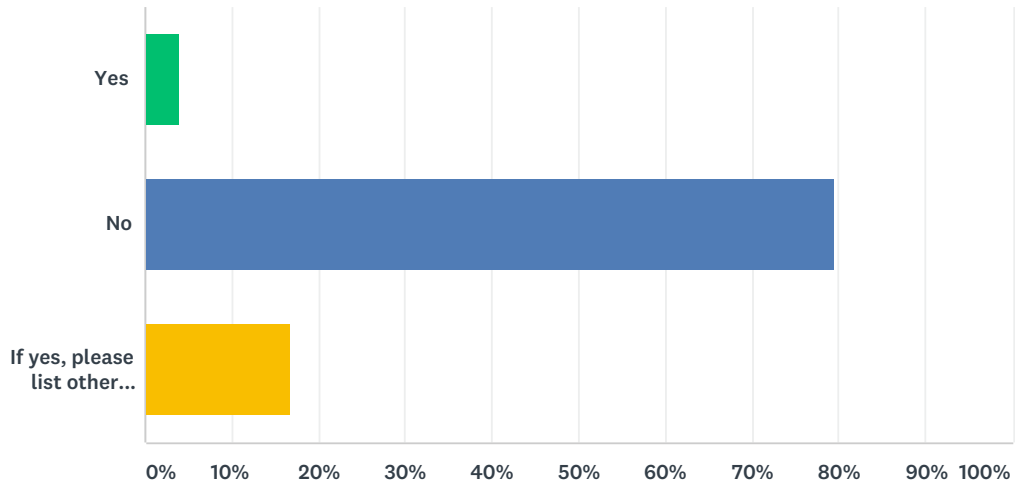
Answered: 205 Skipped: 1



ANSWER CHOICES	RESPONSES	
Yes	78.54%	161
No	21.46%	44
TOTAL		205

Q9 When you applied for admission to Kirtland, did you apply at any other schools?

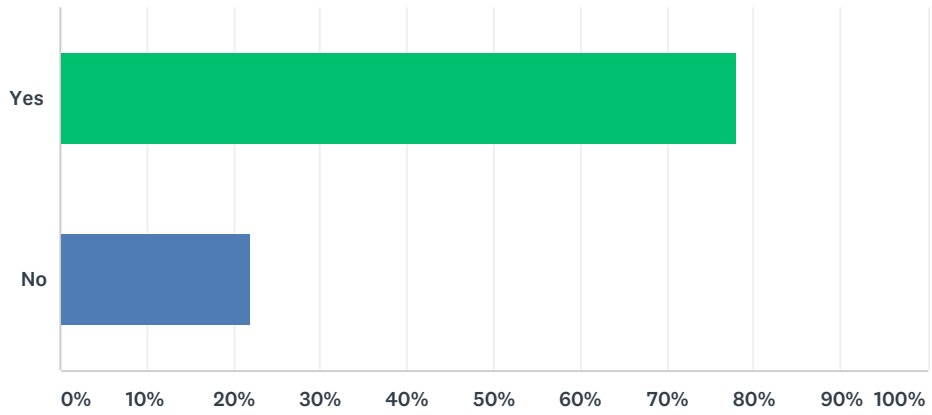
Answered: 204 Skipped: 2



ANSWER CHOICES	RESPONSES	
Yes	3.92%	8
No	79.41%	162
If yes, please list other schools.	16.67%	34
TOTAL		204

Q10 Was Kirtland Community College your first choice to attend?

Answered: 205 Skipped: 1

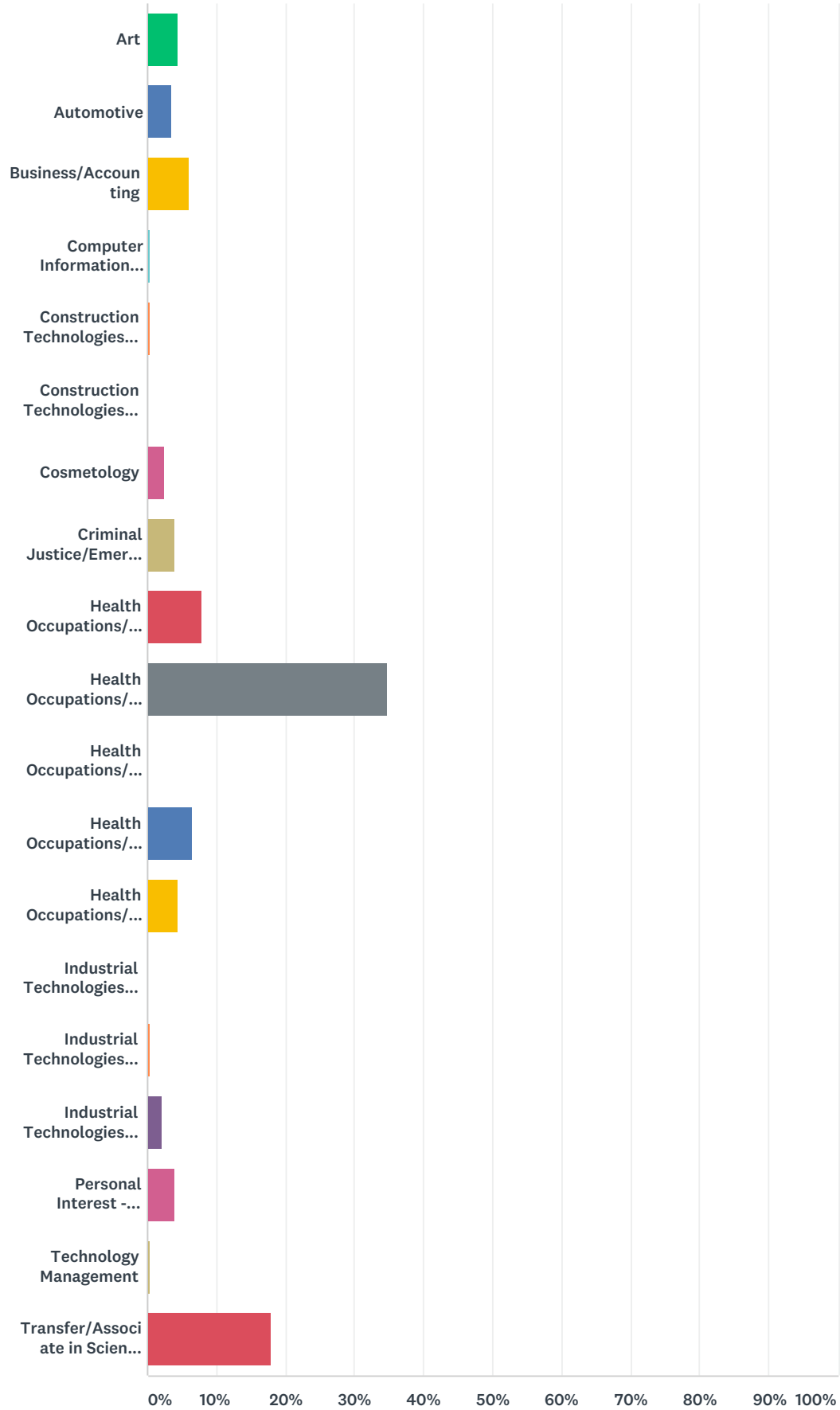


ANSWER CHOICES	RESPONSES	
Yes	78.05%	160
No	21.95%	45
TOTAL		205

Q11 What program area are you currently enrolled in?

Answered: 201 Skipped: 5

Fall 2017 Student Survey



ANSWER CHOICES

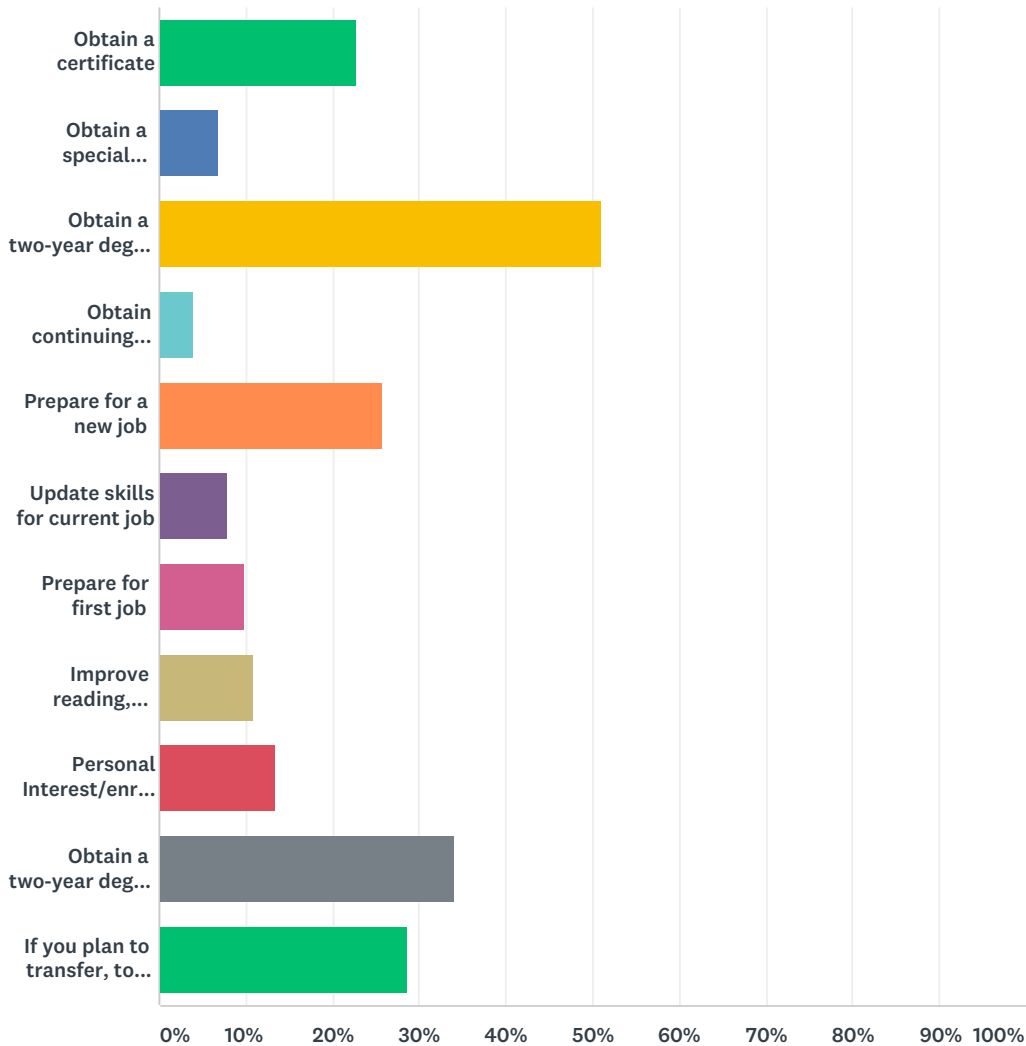
RESPONSES

Fall 2017 Student Survey

Art	4.48%	9
Automotive	3.48%	7
Business/Accounting	5.97%	12
Computer Information Systems	0.50%	1
Construction Technologies/HVAC	0.50%	1
Construction Technologies/Electrical	0.00%	0
Cosmetology	2.49%	5
Criminal Justice/Emergency Services	3.98%	8
Health Occupations/Health Information Technology	7.96%	16
Health Occupations/Nursing	34.83%	70
Health Occupations/Pharmacy	0.00%	0
Health Occupations/Sonography	6.47%	13
Health Occupations/Surgical	4.48%	9
Industrial Technologies/CNC Machinist	0.00%	0
Industrial Technologies/Mechatronics	0.50%	1
Industrial Technologies/Welding	1.99%	4
Personal Interest - Nondegree Seeking	3.98%	8
Technology Management	0.50%	1
Transfer/Associate in Science and Arts	17.91%	36
TOTAL		201

Q12 What is your goal in attending Kirtland? Mark all that apply.

Answered: 202 Skipped: 4



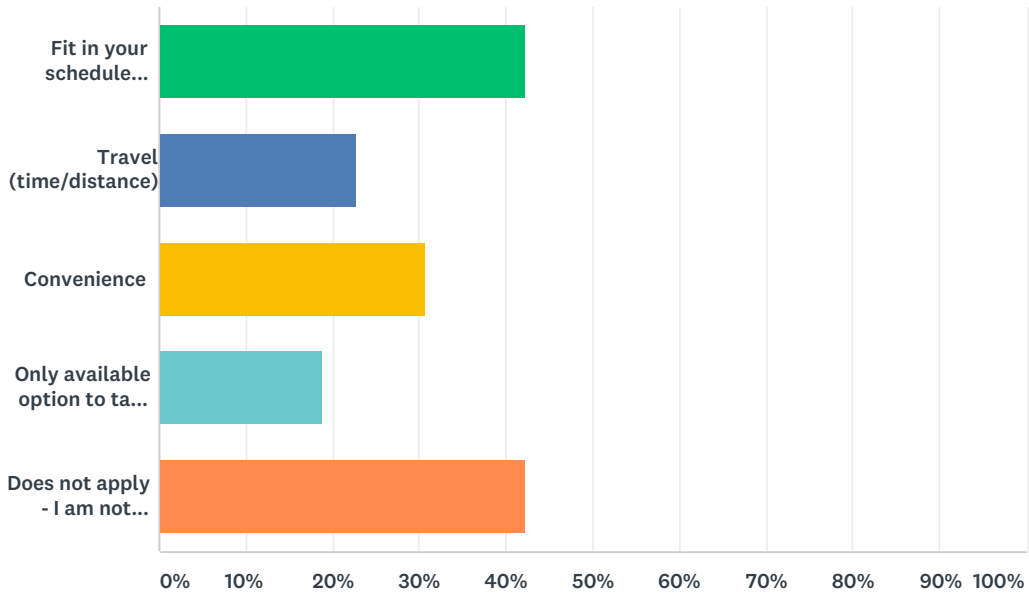
ANSWER CHOICES	RESPONSES	
Obtain a certificate	22.77%	46
Obtain a special certificate	6.93%	14
Obtain a two-year degree and enter the workforce	50.99%	103
Obtain continuing education credit (CEU)	3.96%	8
Prepare for a new job	25.74%	52
Update skills for current job	7.92%	16
Prepare for first job	9.90%	20
Improve reading, writing and/or math skills	10.89%	22
Personal Interest/enrichment	13.37%	27
Obtain a two-year degree and transfer to a 4-year college	34.16%	69

Fall 2017 Student Survey

If you plan to transfer, to which college?	28.71%	58
Total Respondents: 202		

Q13 If you are enrolled in an online course at Kirtland, what is the reason or are the reasons you selected online? Mark all that apply.

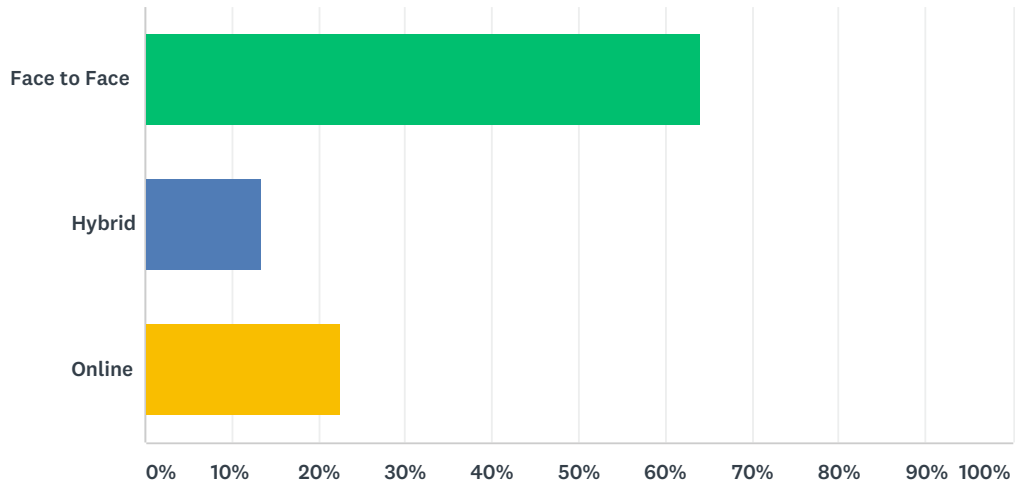
Answered: 201 Skipped: 5



ANSWER CHOICES	RESPONSES	
Fit in your schedule (day/time)	42.29%	85
Travel (time/distance)	22.89%	46
Convenience	30.85%	62
Only available option to take the course	18.91%	38
Does not apply - I am not enrolled in an online course	42.29%	85
Total Respondents: 201		

Q14 Reflecting on your Kirtland experience, which course delivery method do you prefer?

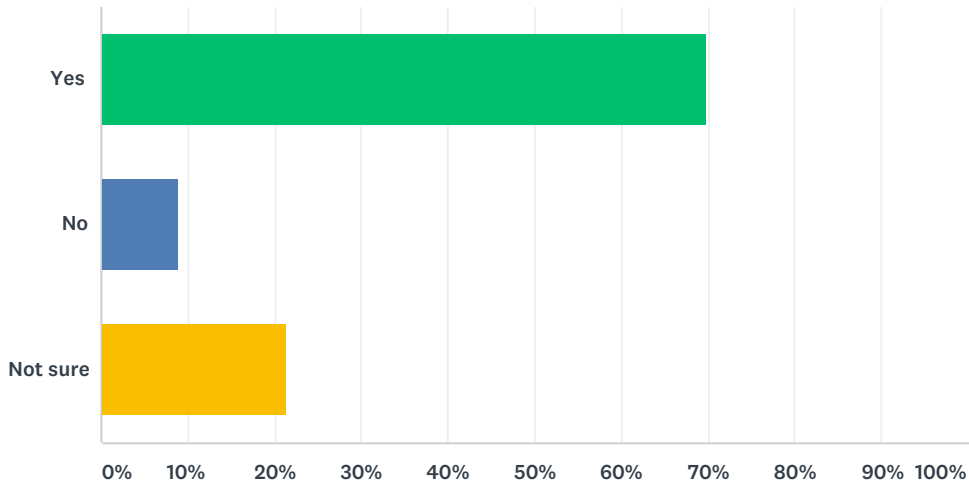
Answered: 203 Skipped: 3



ANSWER CHOICES	RESPONSES	
Face to Face	64.04%	130
Hybrid	13.30%	27
Online	22.66%	46
TOTAL		203

Q15 Do you, as a Kirtland student, feel there are pathways that are readily accessible and available to you for expressing complaints?

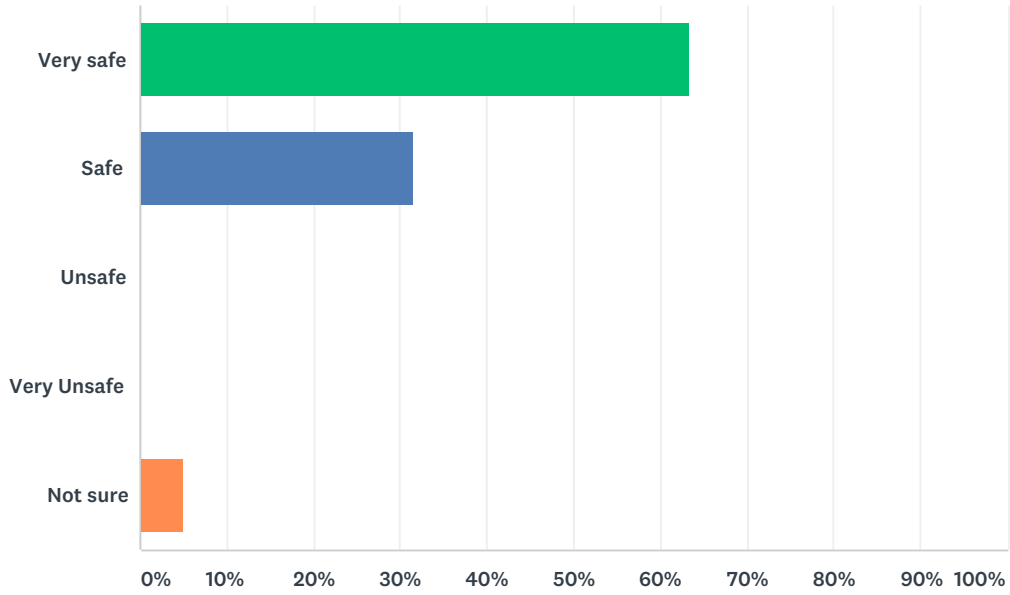
Answered: 202 Skipped: 4



ANSWER CHOICES	RESPONSES	
Yes	69.80%	141
No	8.91%	18
Not sure	21.29%	43
TOTAL		202

Q16 How safe do you, as a Kirtland student, feel while on campus?

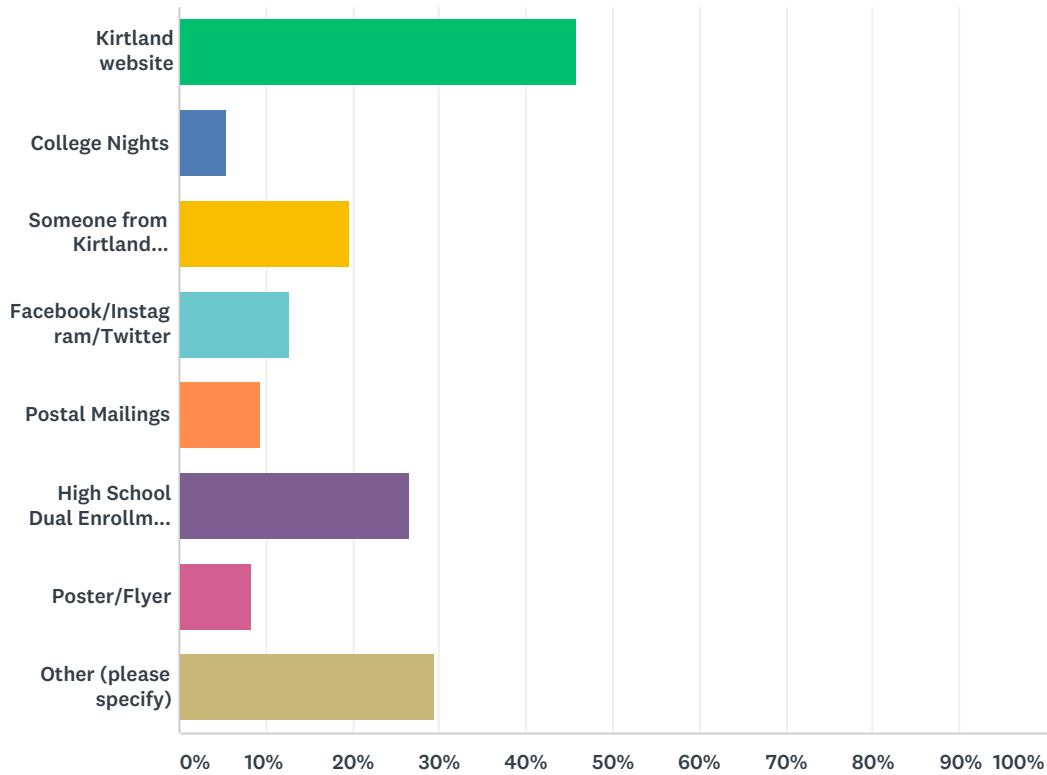
Answered: 202 Skipped: 4



ANSWER CHOICES	RESPONSES	
Very safe	63.37%	128
Safe	31.68%	64
Unsafe	0.00%	0
Very Unsafe	0.00%	0
Not sure	4.95%	10
TOTAL		202

Q17 From what marketing tool did you first learn about Kirtland? Mark all that apply.

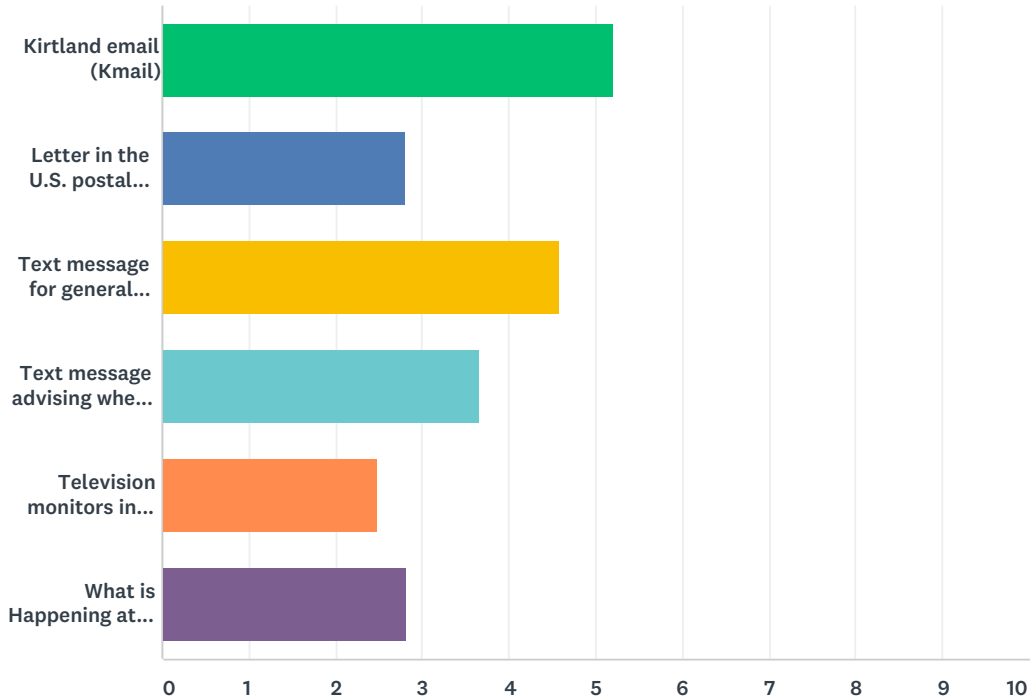
Answered: 203 Skipped: 3



ANSWER CHOICES	RESPONSES	
Kirtland website	45.81%	93
College Nights	5.42%	11
Someone from Kirtland visited my high school	19.70%	40
Facebook/Instagram/Twitter	12.81%	26
Postal Mailings	9.36%	19
High School Dual Enrollment or Early Middle College	26.60%	54
Poster/Flyer	8.37%	17
Other (please specify)	29.56%	60
Total Respondents: 203		

Q18 Rank the following choices for receiving messages from Kirtland (college-related communication not including RAVE security alerts). 1 = most preferred, 6 = least preferred

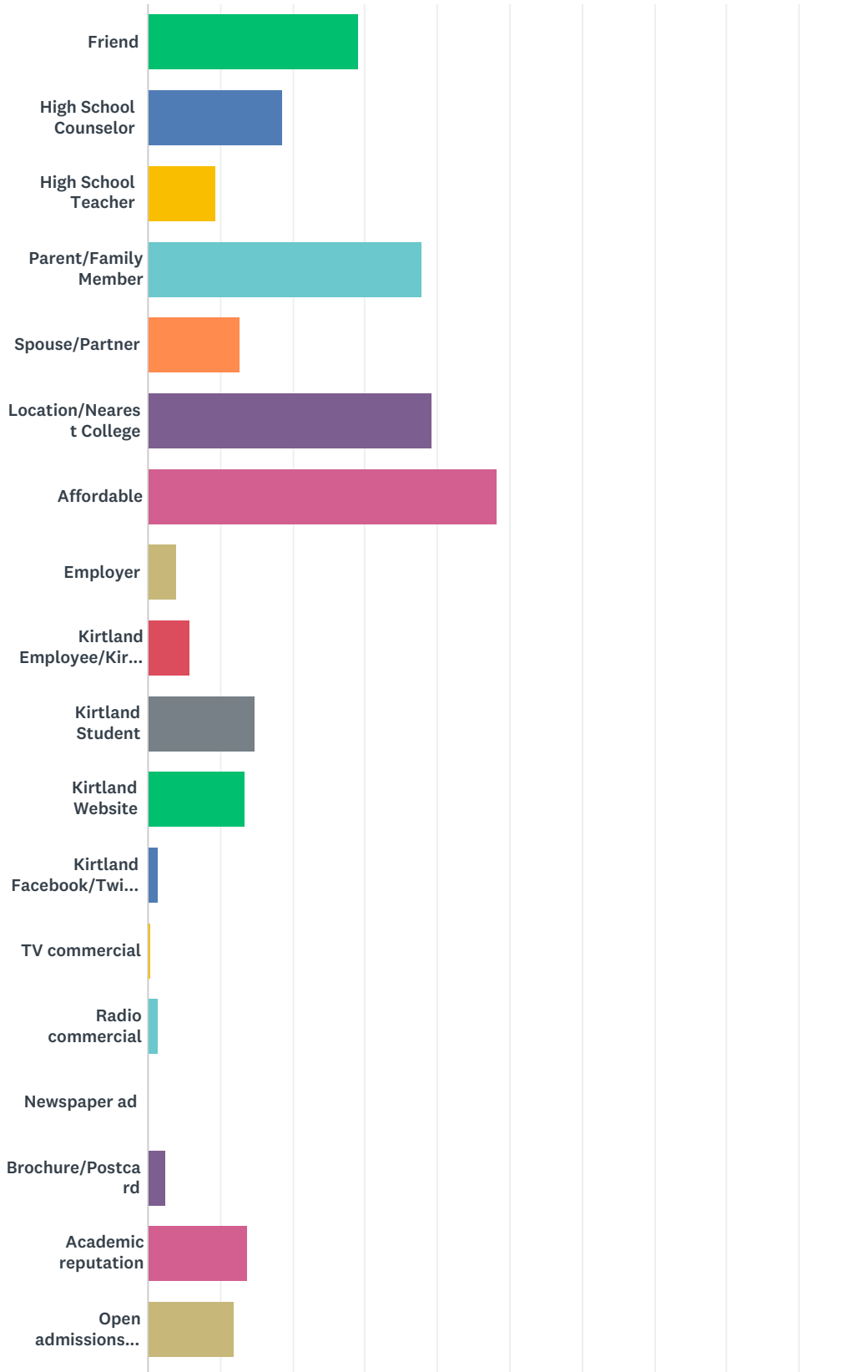
Answered: 203 Skipped: 3



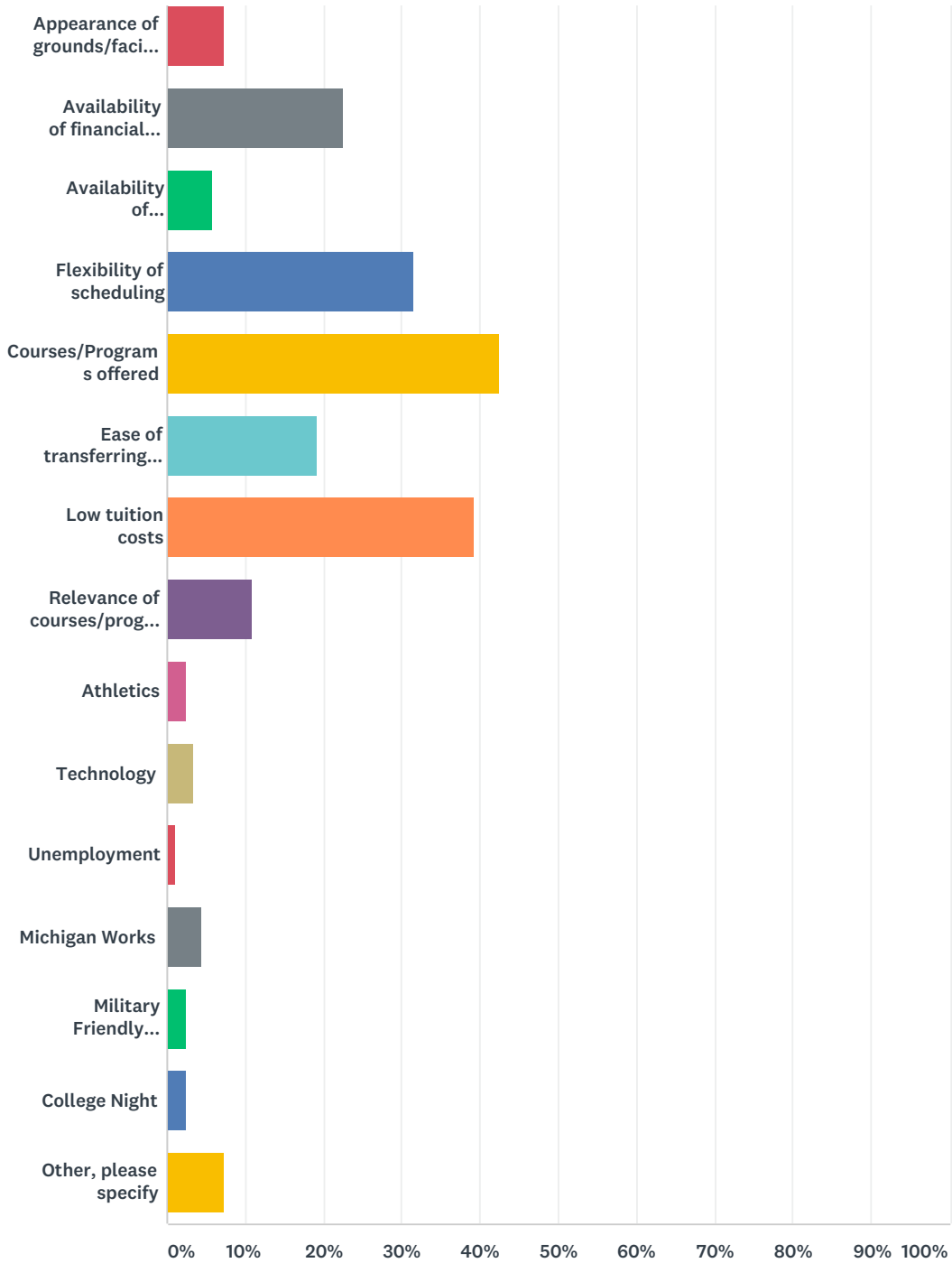
	1	2	3	4	5	6	TOTAL	SCORE
Kirtland email (Kmail)	62.80% 103	15.85% 26	12.20% 20	2.44% 4	2.44% 4	4.27% 7	164	5.21
Letter in the U.S. postal mail	2.27% 4	10.80% 19	23.86% 42	22.73% 40	7.95% 14	32.39% 57	176	2.80
Text message for general information and reminders	29.27% 48	40.85% 67	9.15% 15	7.32% 12	7.32% 12	6.10% 10	164	4.59
Text message advising when to check Kmail for communications and information from Kirtland	13.26% 24	15.47% 28	25.97% 47	24.31% 44	12.71% 23	8.29% 15	181	3.67
Television monitors in Kirtland buildings	3.83% 7	4.37% 8	14.75% 27	17.49% 32	32.79% 60	26.78% 49	183	2.49
What is Happening at Kirtland "bathroom wall" flyers	5.13% 10	12.82% 25	14.36% 28	17.95% 35	27.18% 53	22.56% 44	195	2.83

Q19 Who or what influenced your decision to attend Kirtland? Mark all that apply.

Answered: 203 Skipped: 3



Fall 2017 Student Survey



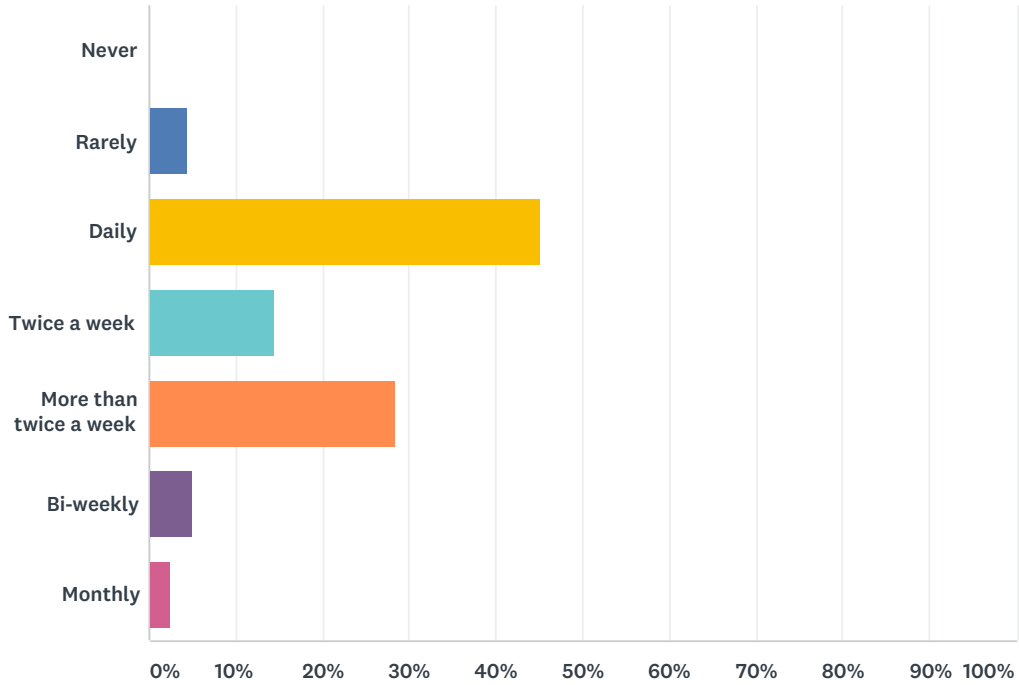
ANSWER CHOICES	RESPONSES	
Friend	29.06%	59
High School Counselor	18.72%	38
High School Teacher	9.36%	19
Parent/Family Member	37.93%	77
Spouse/Partner	12.81%	26
Location/Nearest College	39.41%	80

Fall 2017 Student Survey

Affordable	48.28%	98
Employer	3.94%	8
Kirtland Employee/Kirtland Recruiter	5.91%	12
Kirtland Student	14.78%	30
Kirtland Website	13.30%	27
Kirtland Facebook/Twitter	1.48%	3
TV commercial	0.49%	1
Radio commercial	1.48%	3
Newspaper ad	0.00%	0
Brochure/Postcard	2.46%	5
Academic reputation	13.79%	28
Open admissions policy	11.82%	24
Appearance of grounds/facilities	7.39%	15
Availability of financial aid	22.66%	46
Availability of placement/career counseling	5.91%	12
Flexibility of scheduling	31.53%	64
Courses/Programs offered	42.36%	86
Ease of transferring credits to other school(s)	19.21%	39
Low tuition costs	39.41%	80
Relevance of courses/programs to job	10.84%	22
Athletics	2.46%	5
Technology	3.45%	7
Unemployment	0.99%	2
Michigan Works	4.43%	9
Military Friendly College/Veteran Benefits	2.46%	5
College Night	2.46%	5
Other, please specify	7.39%	15
Total Respondents: 203		

Q20 How often do you visit the Kirtland website?

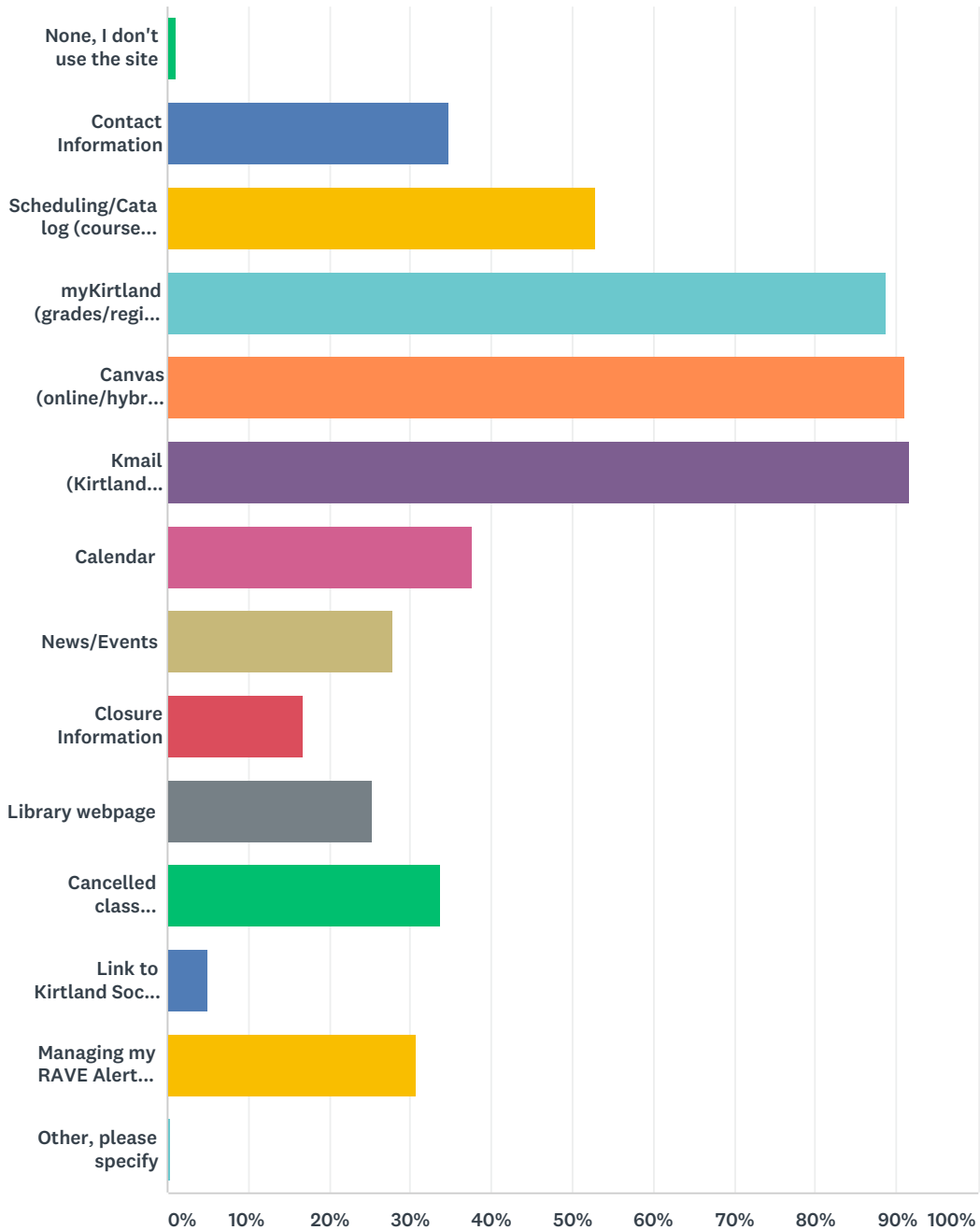
Answered: 201 Skipped: 5



ANSWER CHOICES	RESPONSES	
Never	0.00%	0
Rarely	4.48%	9
Daily	45.27%	91
Twice a week	14.43%	29
More than twice a week	28.36%	57
Bi-weekly	4.98%	10
Monthly	2.49%	5
TOTAL		201

Q21 Which services do you use the Kirtland website for? Mark all that apply.

Answered: 202 Skipped: 4



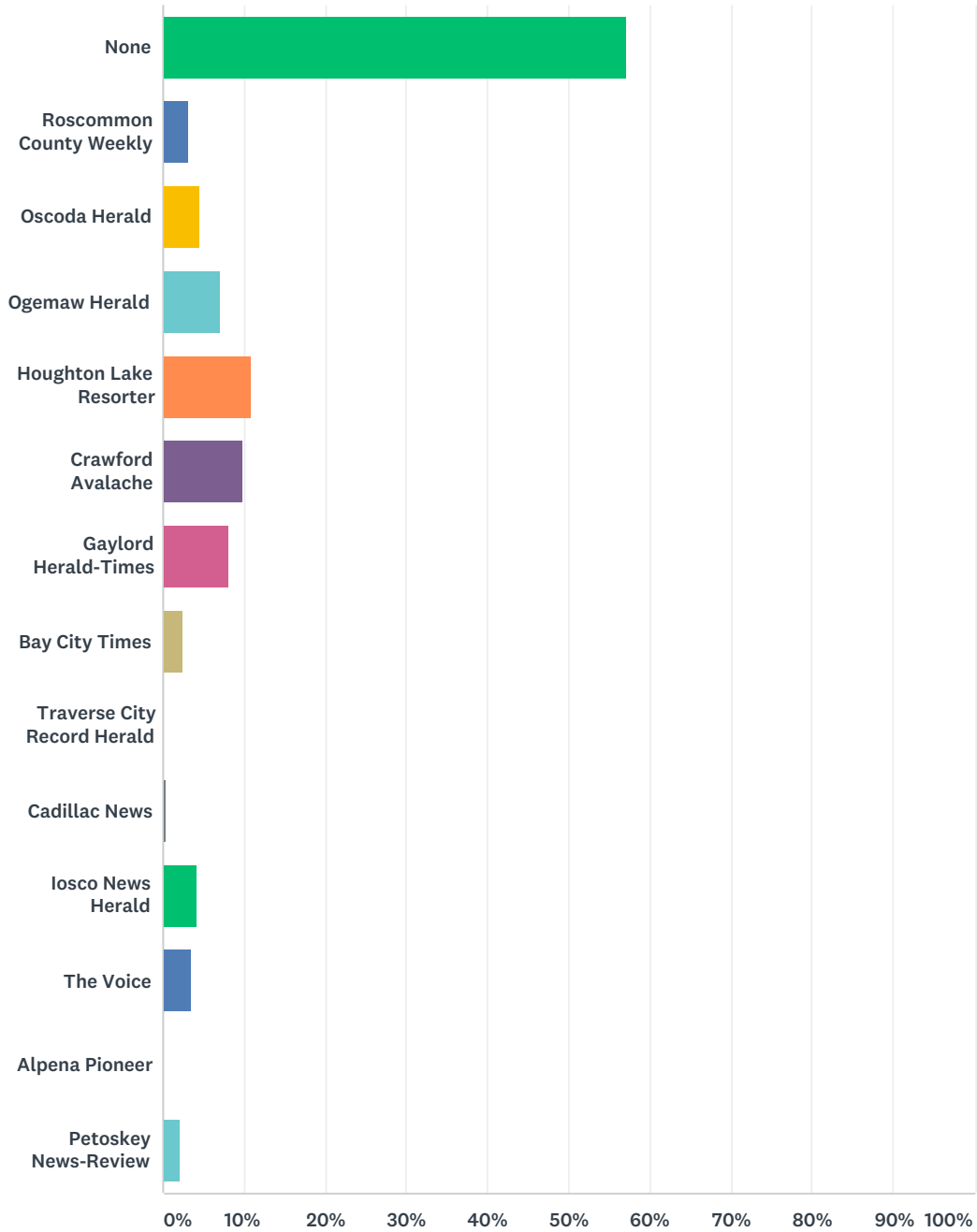
ANSWER CHOICES	RESPONSES
None, I don't use the site	0.99% 2
Contact Information	34.65% 70
Scheduling/Catalog (course information)	52.97% 107
myKirtland (grades/registration)	88.61% 179

Fall 2017 Student Survey

Canvas (online/hybrid course delivery)	91.09%	184
Kmail (Kirtland Google email)	91.58%	185
Calendar	37.62%	76
News/Events	27.72%	56
Closure Information	16.83%	34
Library webpage	25.25%	51
Cancelled class information	33.66%	68
Link to Kirtland Social Networking pages	4.95%	10
Managing my RAVE Alert account & information	30.69%	62
Other, please specify	0.50%	1
Total Respondents: 202		

Q22 Which local newspaper do you read regularly? Mark all that apply.

Answered: 194 Skipped: 12



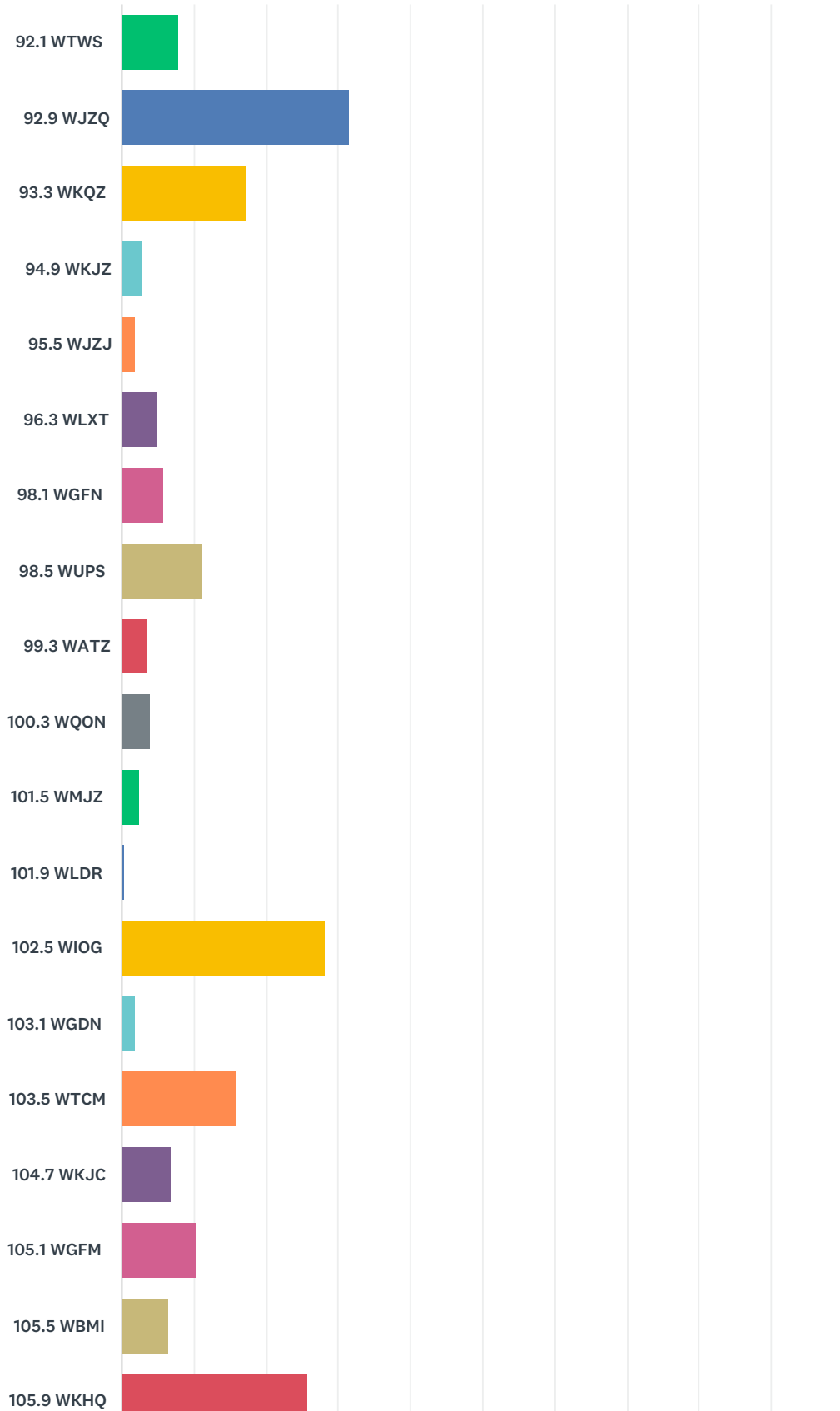
ANSWER CHOICES	RESPONSES	
None	57.22%	111
Roscommon County Weekly	3.09%	6
Oscoda Herald	4.64%	9
Ogemaw Herald	7.22%	14
Houghton Lake Resorter	10.82%	21

Fall 2017 Student Survey

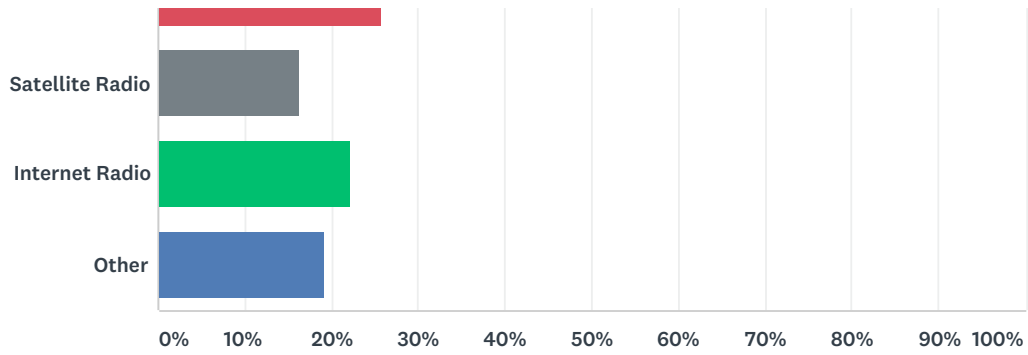
Crawford Avalache	9.79%	19
Gaylord Herald-Times	8.25%	16
Bay City Times	2.58%	5
Traverse City Record Herald	0.00%	0
Cadillac News	0.52%	1
Iosco News Herald	4.12%	8
The Voice	3.61%	7
Alpena Pioneer	0.00%	0
Petoskey News-Review	2.06%	4
Total Respondents: 194		

Q23 What radio stations do you regularly listen to? Mark all that apply.

Answered: 202 Skipped: 4



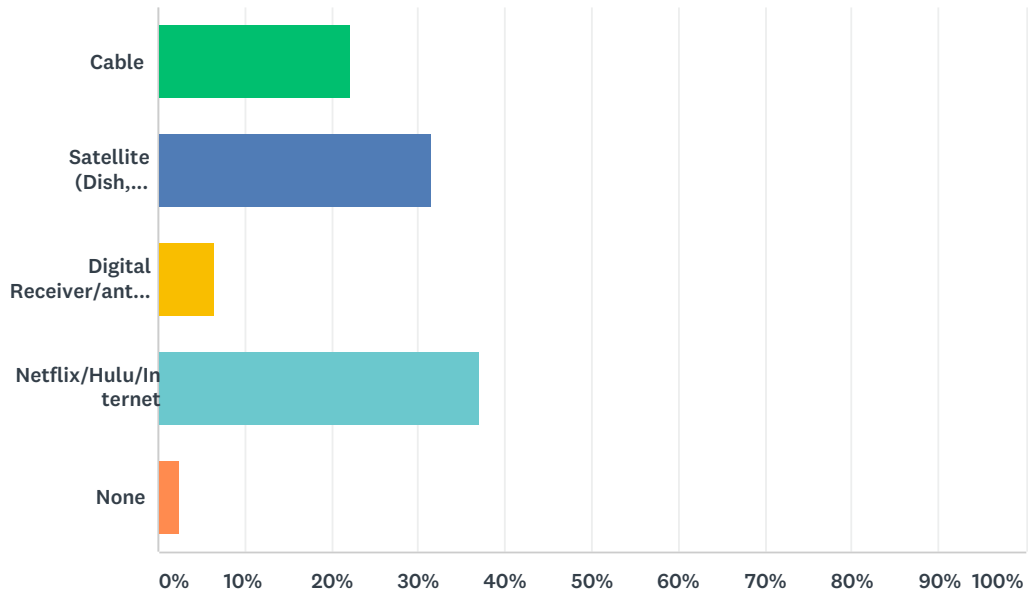
Fall 2017 Student Survey



ANSWER CHOICES	RESPONSES	
92.1 WTWS	7.92%	16
92.9 WJZQ	31.68%	64
93.3 WKQZ	17.33%	35
94.9 WKJZ	2.97%	6
95.5 WJZJ	1.98%	4
96.3 WLXT	4.95%	10
98.1 WGFN	5.94%	12
98.5 WUPS	11.39%	23
99.3 WATZ	3.47%	7
100.3 WQON	3.96%	8
101.5 WMJZ	2.48%	5
101.9 WLDR	0.50%	1
102.5 WIOG	28.22%	57
103.1 WGDN	1.98%	4
103.5 WTCM	15.84%	32
104.7 WKJC	6.93%	14
105.1 WGFM	10.40%	21
105.5 WBMI	6.44%	13
105.9 WKHQ	25.74%	52
Satellite Radio	16.34%	33
Internet Radio	22.28%	45
Other	19.31%	39
Total Respondents: 202		

Q24 What type of television access do you have?

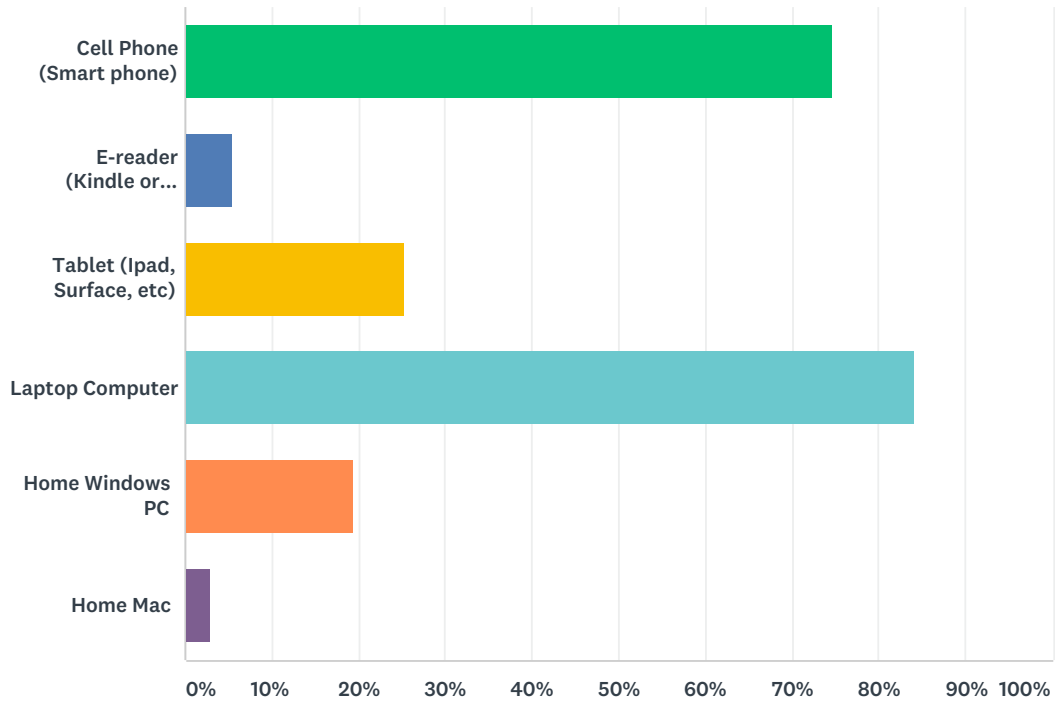
Answered: 202 Skipped: 4



ANSWER CHOICES	RESPONSES	
Cable	22.28%	45
Satellite (Dish, DirectTV, etc)	31.68%	64
Digital Receiver/antenna	6.44%	13
Netflix/Hulu/Internet	37.13%	75
None	2.48%	5
TOTAL		202

Q25 Which type of device(s), if any, do you primarily use for classwork, research/reading, and communication? Mark all that apply.

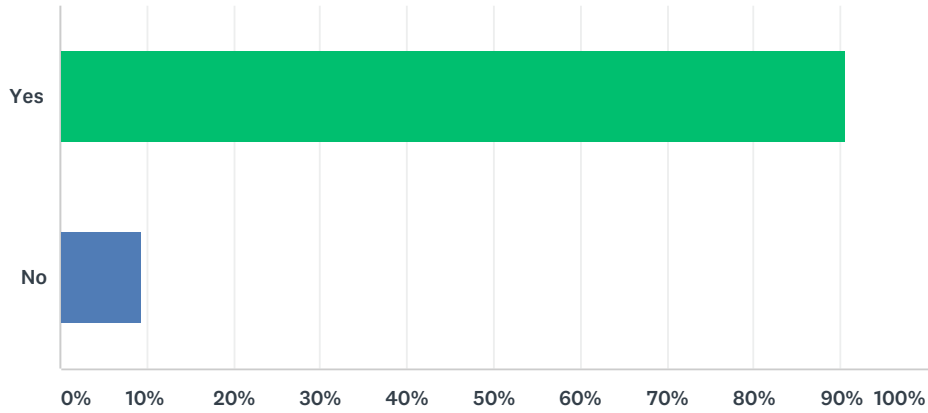
Answered: 201 Skipped: 5



ANSWER CHOICES	RESPONSES	
Cell Phone (Smart phone)	74.63%	150
E-reader (Kindle or Nook)	5.47%	11
Tablet (Ipad, Surface, etc)	25.37%	51
Laptop Computer	84.08%	169
Home Windows PC	19.40%	39
Home Mac	2.99%	6
Total Respondents: 201		

Q26 Are you aware that Kirtland Student Services and Financial Aid send important notifications to your '@kirtland.edu ' email account now instead of sending mailed paper letters to your home address?

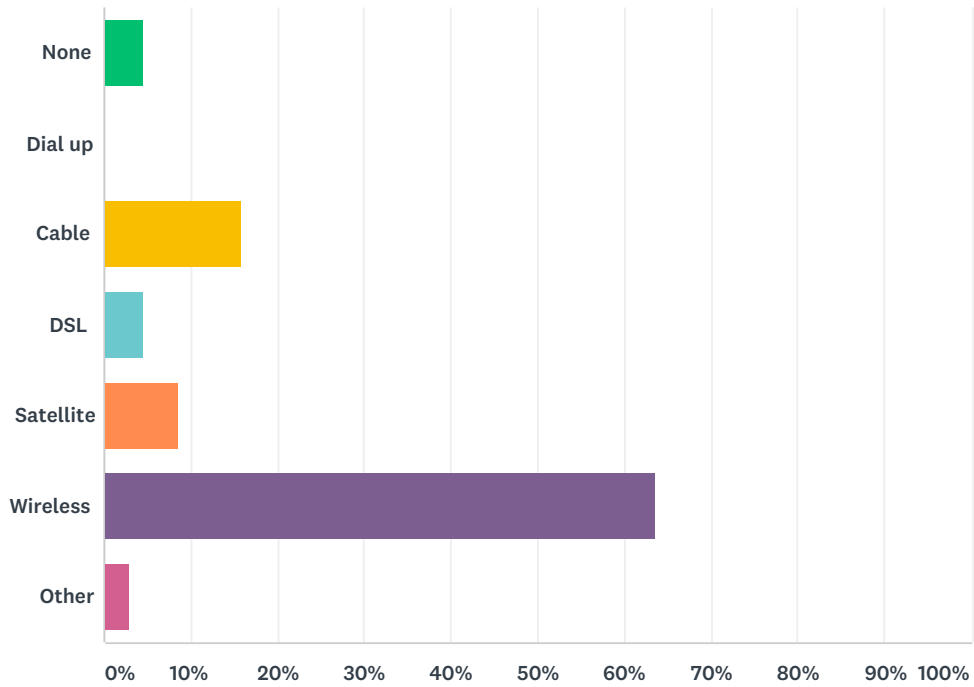
Answered: 201 Skipped: 5



ANSWER CHOICES	RESPONSES	
Yes	90.55%	182
No	9.45%	19
TOTAL		201

Q27 Please select the type of internet access you have at home?

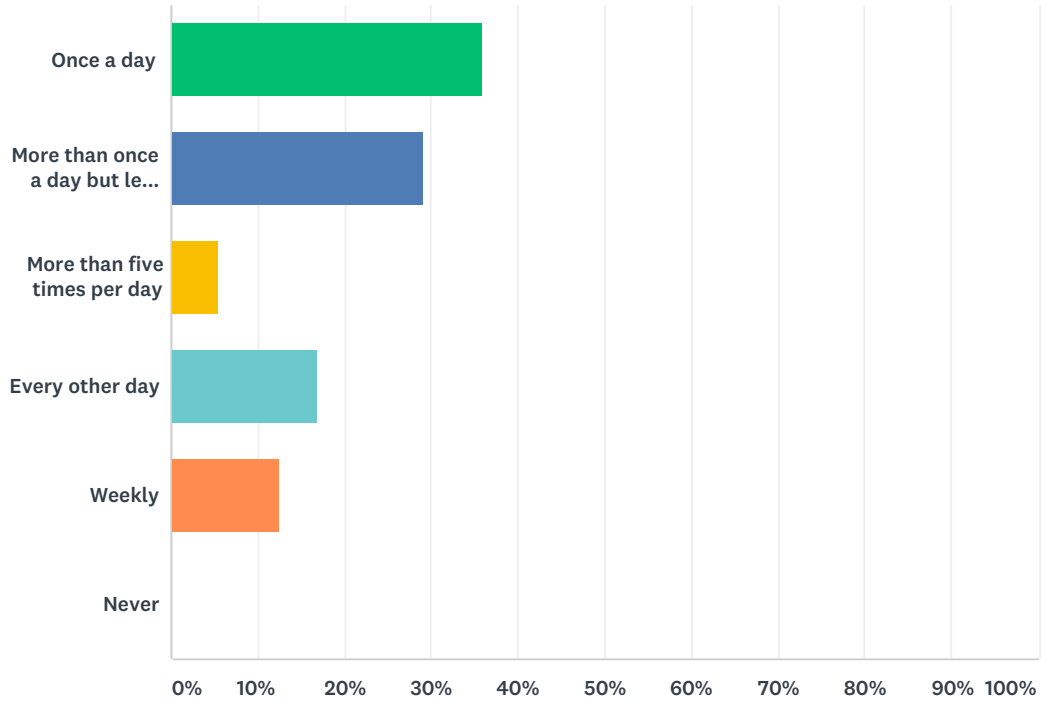
Answered: 200 Skipped: 6



ANSWER CHOICES	RESPONSES	
None	4.50%	9
Dial up	0.00%	0
Cable	16.00%	32
DSL	4.50%	9
Satellite	8.50%	17
Wireless	63.50%	127
Other	3.00%	6
TOTAL		200

Q28 How frequently do you check your Kirtland email (Kmail)?

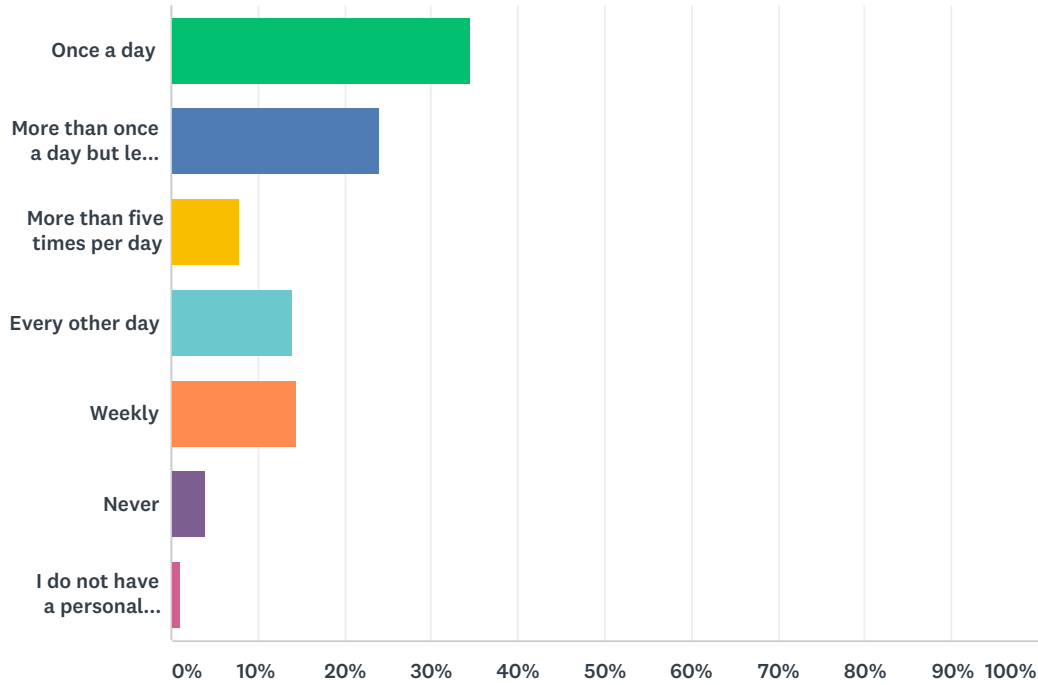
Answered: 200 Skipped: 6



ANSWER CHOICES	RESPONSES	
Once a day	36.00%	72
More than once a day but less than five times per day	29.00%	58
More than five times per day	5.50%	11
Every other day	17.00%	34
Weekly	12.50%	25
Never	0.00%	0
TOTAL		200

Q29 How frequently do you check your personal email?

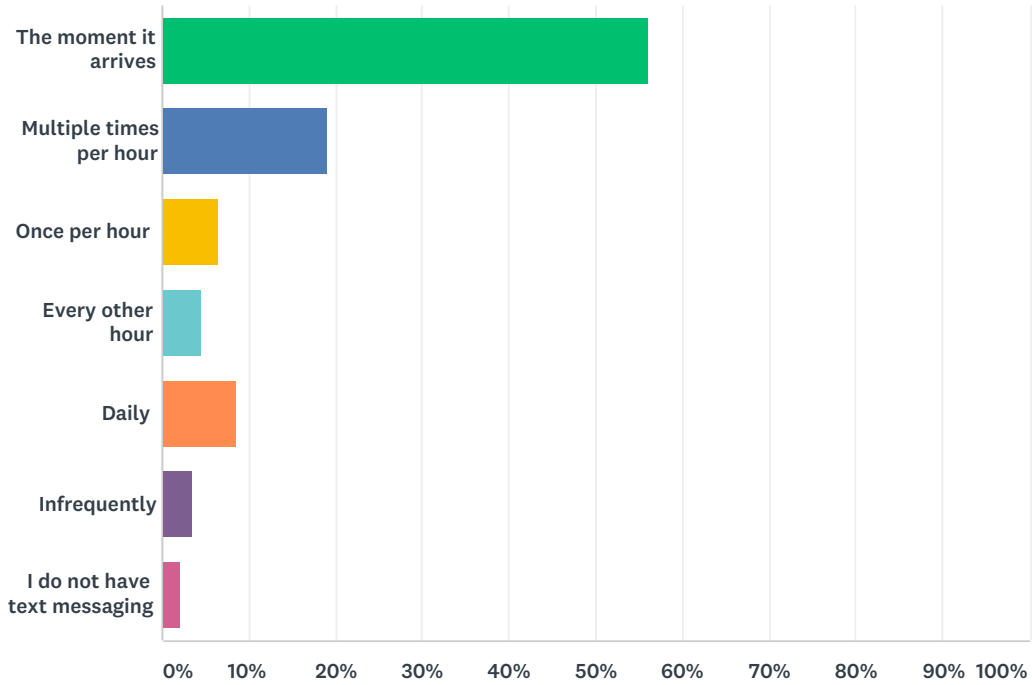
Answered: 200 Skipped: 6



ANSWER CHOICES	RESPONSES	
Once a day	34.50%	69
More than once a day but less than five times per day	24.00%	48
More than five times per day	8.00%	16
Every other day	14.00%	28
Weekly	14.50%	29
Never	4.00%	8
I do not have a personal email - I only use Kmail	1.00%	2
TOTAL		200

Q30 How frequently do you check your text messages?

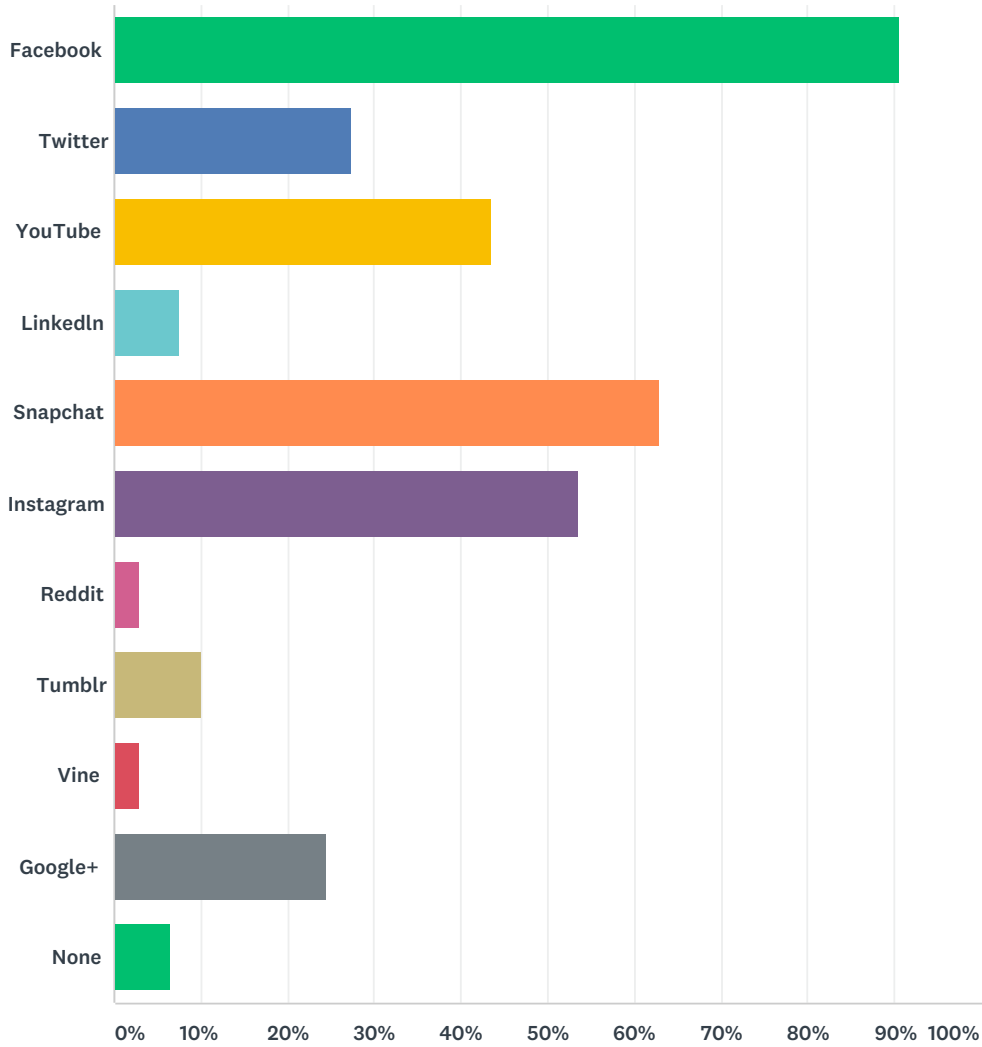
Answered: 200 Skipped: 6



ANSWER CHOICES	RESPONSES	
The moment it arrives	56.00%	112
Multiple times per hour	19.00%	38
Once per hour	6.50%	13
Every other hour	4.50%	9
Daily	8.50%	17
Infrequently	3.50%	7
I do not have text messaging	2.00%	4
TOTAL		200

Q31 What social networking sites do you belong to or use? Mark all that apply.

Answered: 200 Skipped: 6



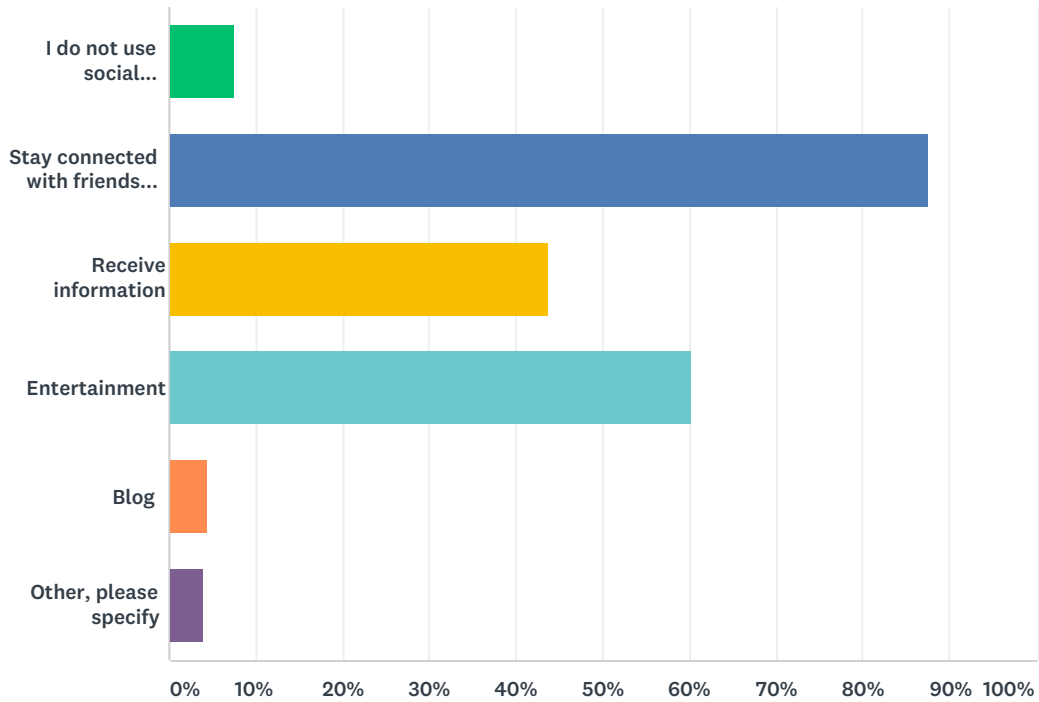
ANSWER CHOICES	RESPONSES	
Facebook	90.50%	181
Twitter	27.50%	55
YouTube	43.50%	87
LinkedIn	7.50%	15
Snapchat	63.00%	126
Instagram	53.50%	107
Reddit	3.00%	6
Tumblr	10.00%	20
Vine	3.00%	6

Fall 2017 Student Survey

Google+	24.50%	49
None	6.50%	13
Total Respondents: 200		

Q32 What is your primary reason for using these social network sites? Mark all that apply.

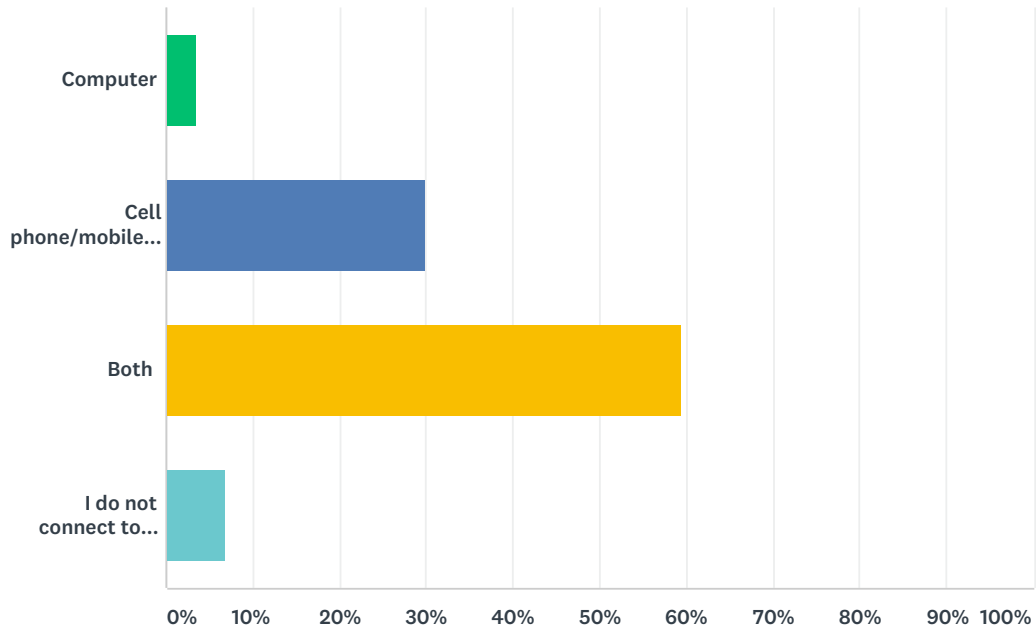
Answered: 201 Skipped: 5



ANSWER CHOICES	RESPONSES	
I do not use social networking websites	7.46%	15
Stay connected with friends and family/Networking	87.56%	176
Receive information	43.78%	88
Entertainment	60.20%	121
Blog	4.48%	9
Other, please specify	3.98%	8
Total Respondents: 201		

Q33 Do you connect to social networking sites through:

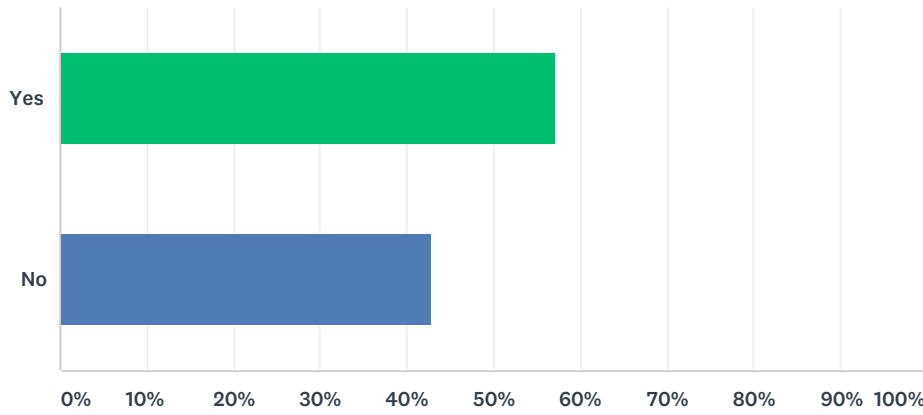
Answered: 200 Skipped: 6



ANSWER CHOICES	RESPONSES	
Computer	3.50%	7
Cell phone/mobile device	30.00%	60
Both	59.50%	119
I do not connect to social networking sites	7.00%	14
TOTAL		200

Q34 Are you a fan on Facebook of the Kirtland Facebook site?

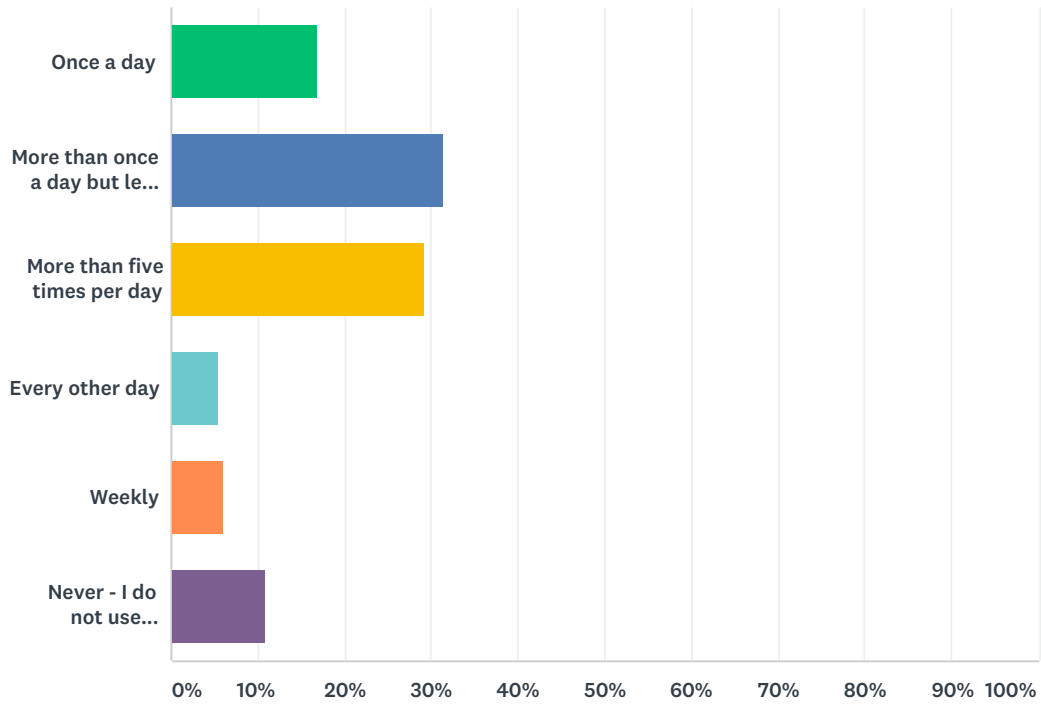
Answered: 201 Skipped: 5



ANSWER CHOICES	RESPONSES	
Yes	57.21%	115
No	42.79%	86
TOTAL		201

Q35 How often do you visit Facebook?

Answered: 201 Skipped: 5



ANSWER CHOICES	RESPONSES	
Once a day	16.92%	34
More than once a day but less than five times per day	31.34%	63
More than five times per day	29.35%	59
Every other day	5.47%	11
Weekly	5.97%	12
Never - I do not use Facebook	10.95%	22
TOTAL		201

Q36 How often do you check your Twitter daily? Enter numeric estimate here. If you do not use Twitter enter 0.

Answered: 192 Skipped: 14

Q37 How often do you check your Instagram daily? Enter numeric estimate here. If you do not use Instagram enter 0.

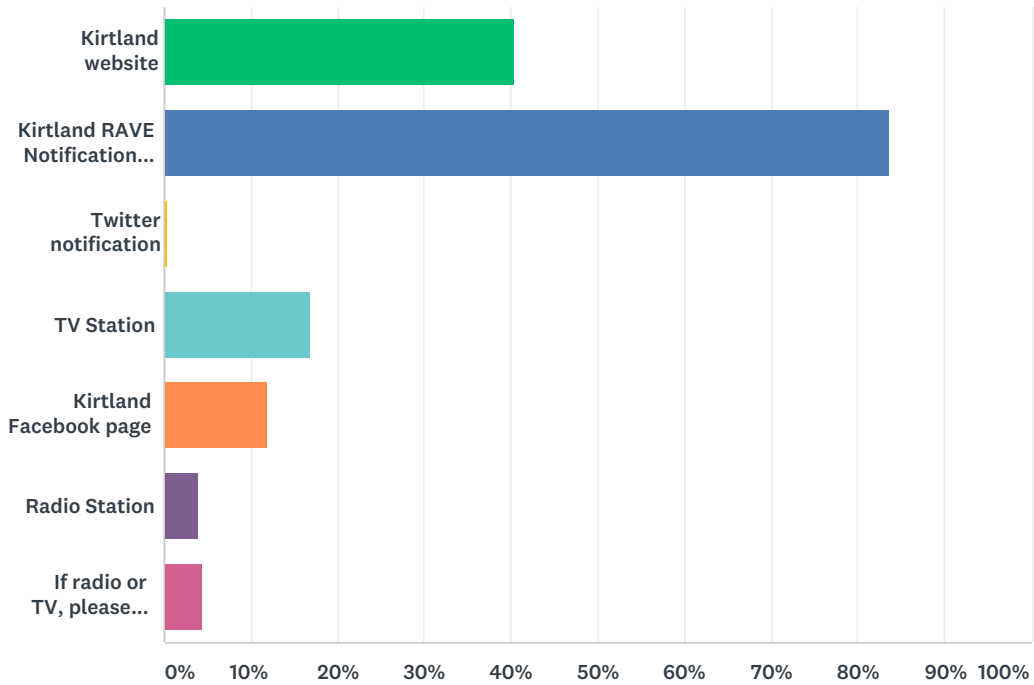
Answered: 195 Skipped: 11

Q38 How often do you check your Snapchat daily? Enter numeric estimate here. If you do not use Snapchat enter 0.

Answered: 194 Skipped: 12

Q39 How do you get your Kirtland snow day closure information? Mark all that apply.

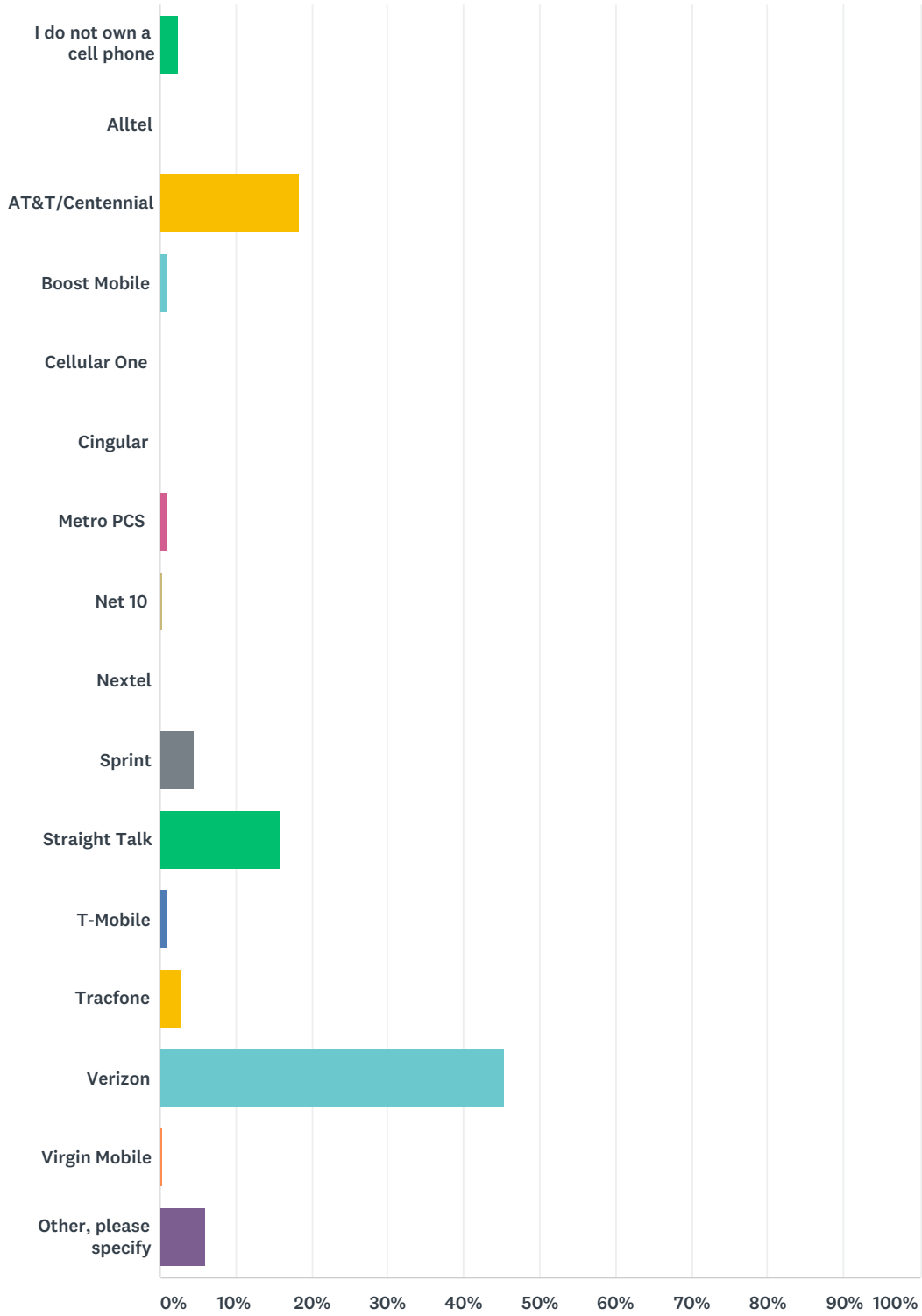
Answered: 201 Skipped: 5



ANSWER CHOICES	RESPONSES	
Kirtland website	40.30%	81
Kirtland RAVE Notification to your mobile device	83.58%	168
Twitter notification	0.50%	1
TV Station	16.92%	34
Kirtland Facebook page	11.94%	24
Radio Station	3.98%	8
If radio or TV, please specify station:	4.48%	9
Total Respondents: 201		

Q40 If you have a cell phone, who is your cell phone provider?

Answered: 200 Skipped: 6



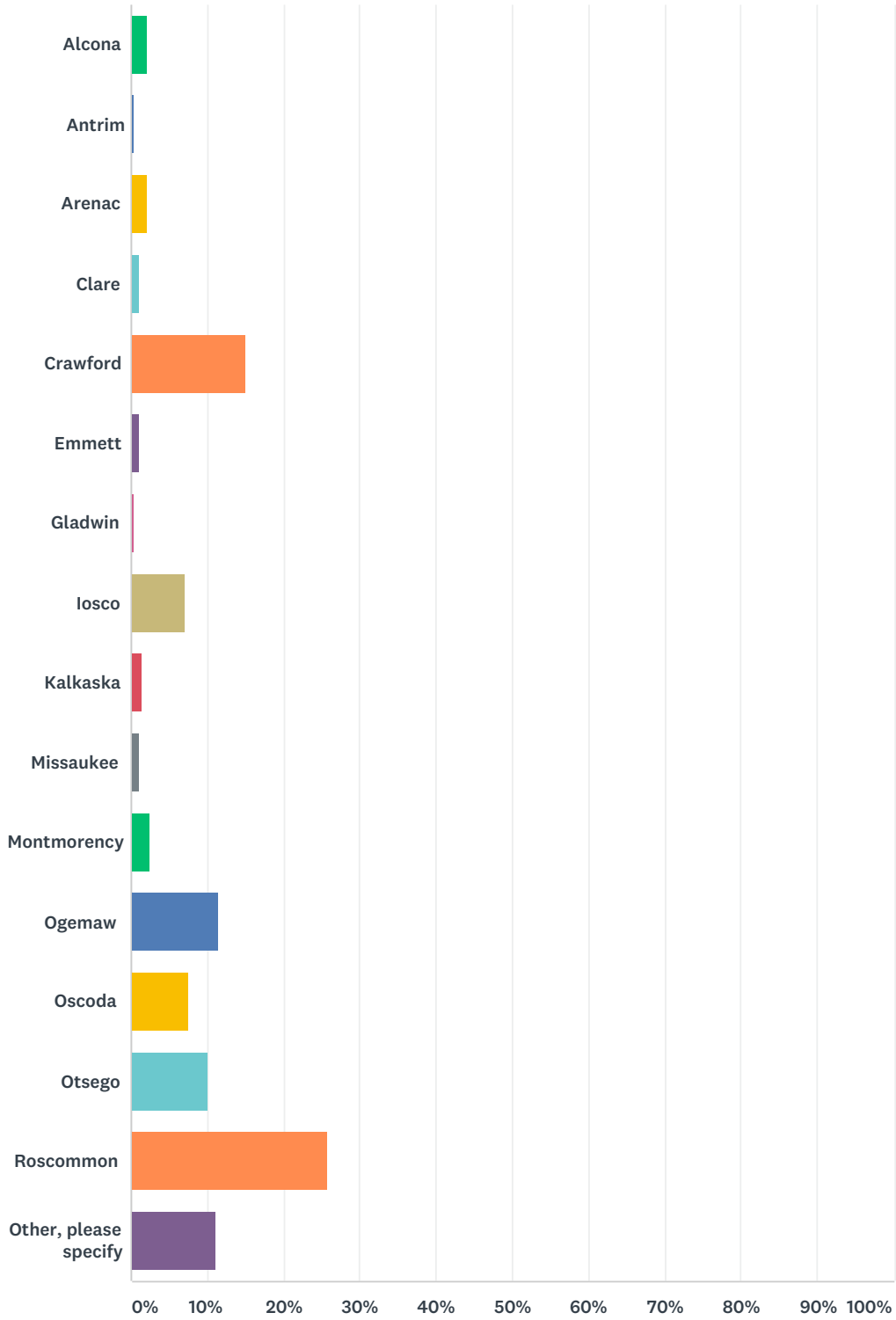
ANSWER CHOICES	RESPONSES
I do not own a cell phone	2.50% 5

Fall 2017 Student Survey

Alltel	0.00%	0
AT&T/Centennial	18.50%	37
Boost Mobile	1.00%	2
Cellular One	0.00%	0
Cingular	0.00%	0
Metro PCS	1.00%	2
Net 10	0.50%	1
Nextel	0.00%	0
Sprint	4.50%	9
Straight Talk	16.00%	32
T-Mobile	1.00%	2
Tracfone	3.00%	6
Verizon	45.50%	91
Virgin Mobile	0.50%	1
Other, please specify	6.00%	12
TOTAL		200

Q41 What county do you live in?

Answered: 199 Skipped: 7



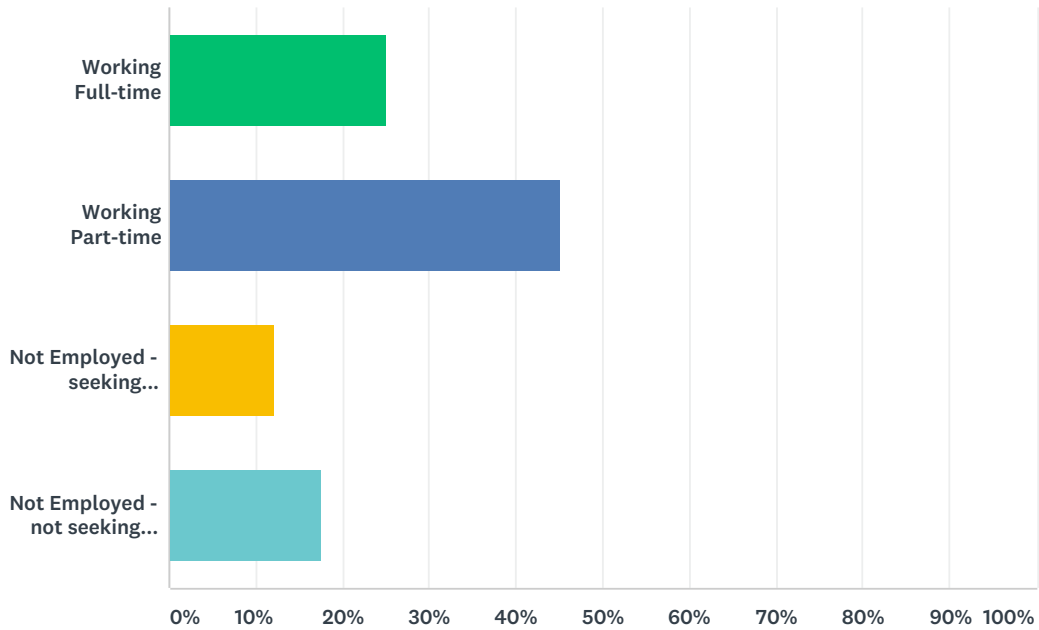
ANSWER CHOICES	RESPONSES
Alcona	2.01% 4

Fall 2017 Student Survey

Antrim	0.50%	1
Arenac	2.01%	4
Clare	1.01%	2
Crawford	15.08%	30
Emmett	1.01%	2
Gladwin	0.50%	1
Iosco	7.04%	14
Kalkaska	1.51%	3
Missaukee	1.01%	2
Montmorency	2.51%	5
Ogemaw	11.56%	23
Oscoda	7.54%	15
Otsego	10.05%	20
Roscommon	25.63%	51
Other, please specify	11.06%	22
TOTAL		199

Q42 Please describe your current employment status?

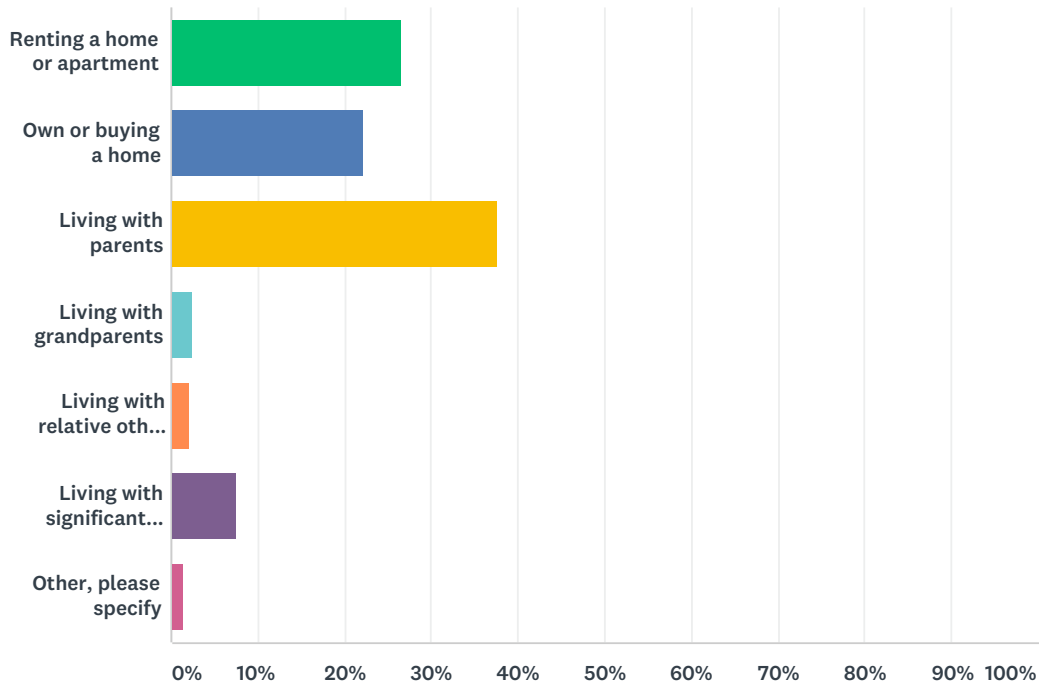
Answered: 199 Skipped: 7



ANSWER CHOICES	RESPONSES	
Working Full-time	25.13%	50
Working Part-time	45.23%	90
Not Employed - seeking employment	12.06%	24
Not Employed - not seeking employment	17.59%	35
TOTAL		199

Q43 Please describe your current living situation?

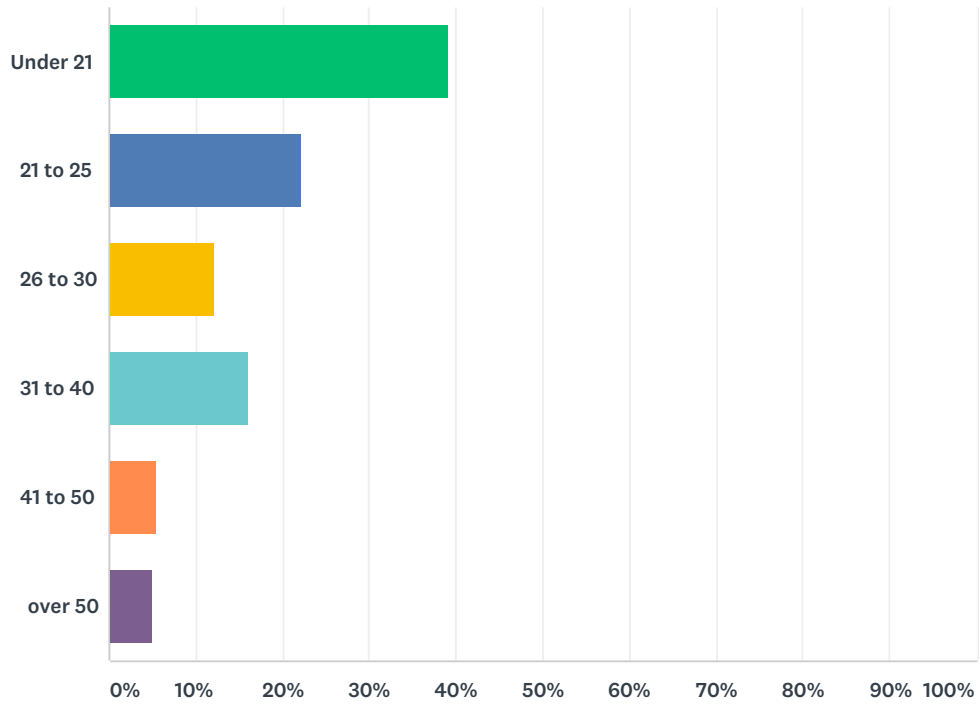
Answered: 199 Skipped: 7



ANSWER CHOICES	RESPONSES	
Renting a home or apartment	26.63%	53
Own or buying a home	22.11%	44
Living with parents	37.69%	75
Living with grandparents	2.51%	5
Living with relative other than parents/grandparents	2.01%	4
Living with significant other	7.54%	15
Other, please specify	1.51%	3
TOTAL		199

Q44 What is your age range?

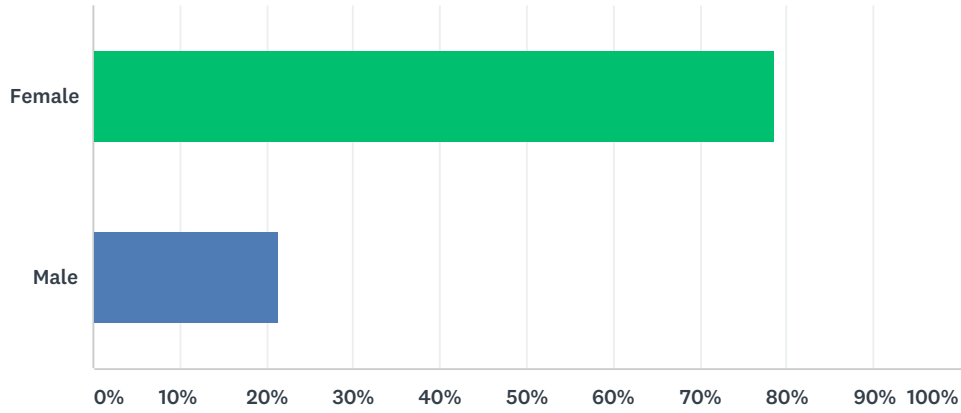
Answered: 199 Skipped: 7



ANSWER CHOICES	RESPONSES	
Under 21	39.20%	78
21 to 25	22.11%	44
26 to 30	12.06%	24
31 to 40	16.08%	32
41 to 50	5.53%	11
over 50	5.03%	10
TOTAL		199

Q45 What is your gender?

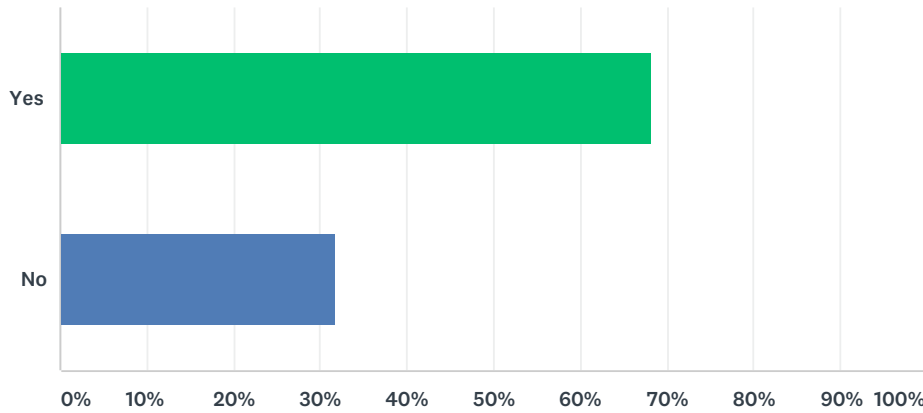
Answered: 196 Skipped: 10



ANSWER CHOICES	RESPONSES	
Female	78.57%	154
Male	21.43%	42
TOTAL		196

Q46 Are you responsible for supporting yourself financially?

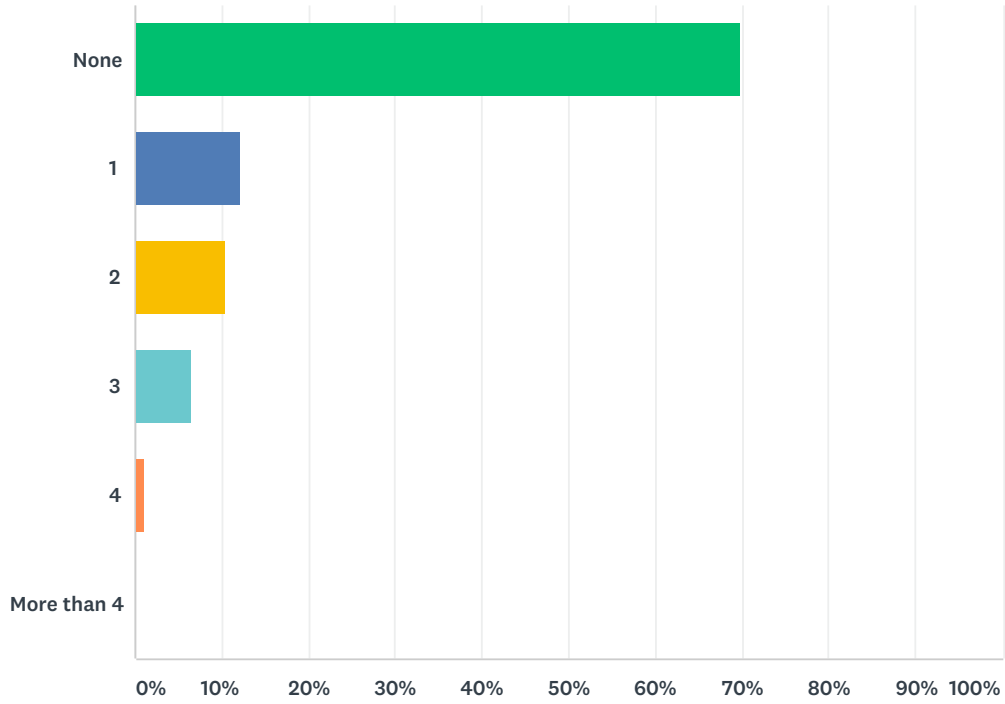
Answered: 198 Skipped: 8



ANSWER CHOICES	RESPONSES	
Yes	68.18%	135
No	31.82%	63
TOTAL		198

Q47 How many children do you have/support?

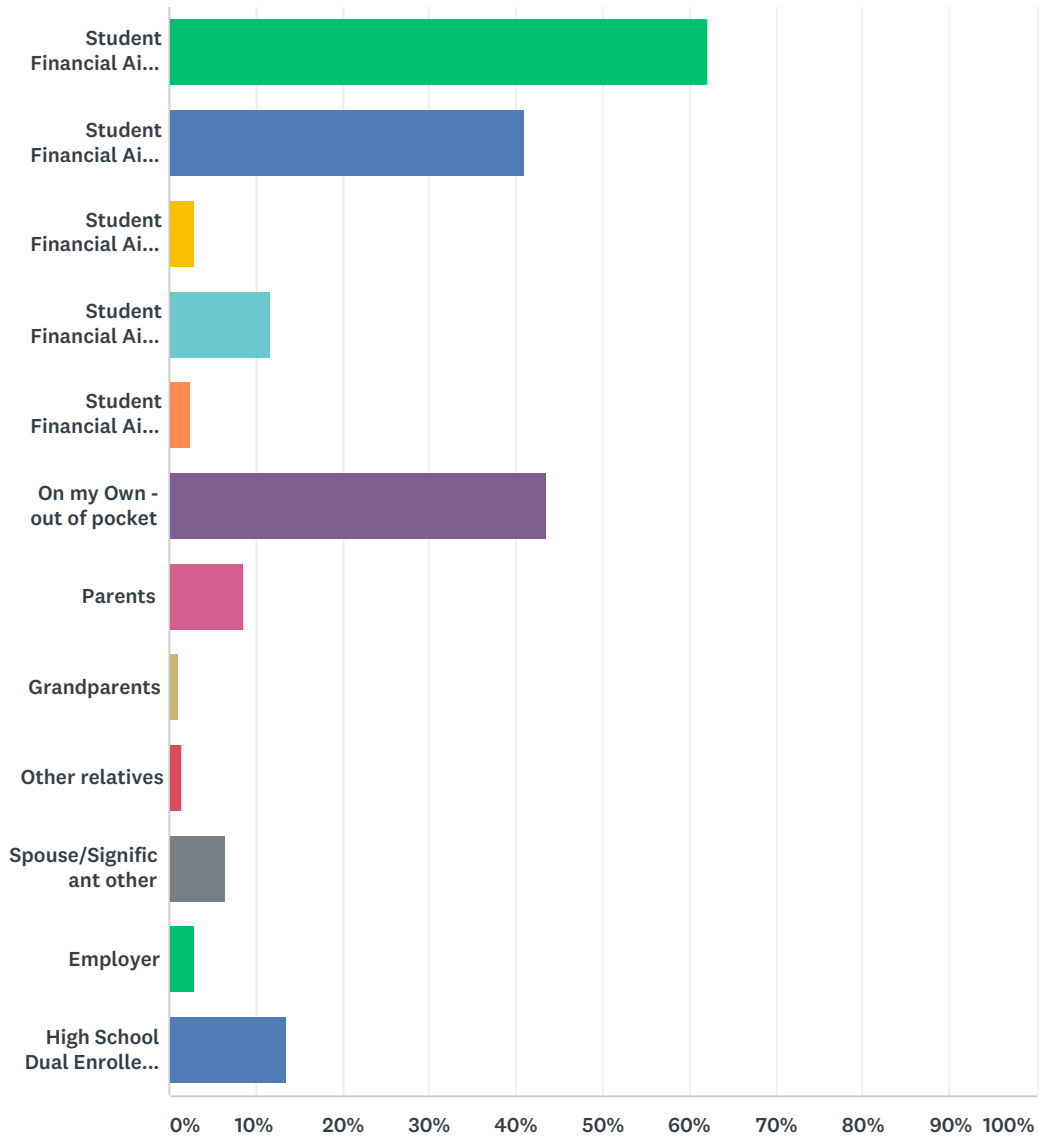
Answered: 199 Skipped: 7



ANSWER CHOICES	RESPONSES	
None	69.85%	139
1	12.06%	24
2	10.55%	21
3	6.53%	13
4	1.01%	2
More than 4	0.00%	0
TOTAL		199

Q48 How do you pay for your Kirtland Community College classes? Mark all that apply.

Answered: 198 Skipped: 8



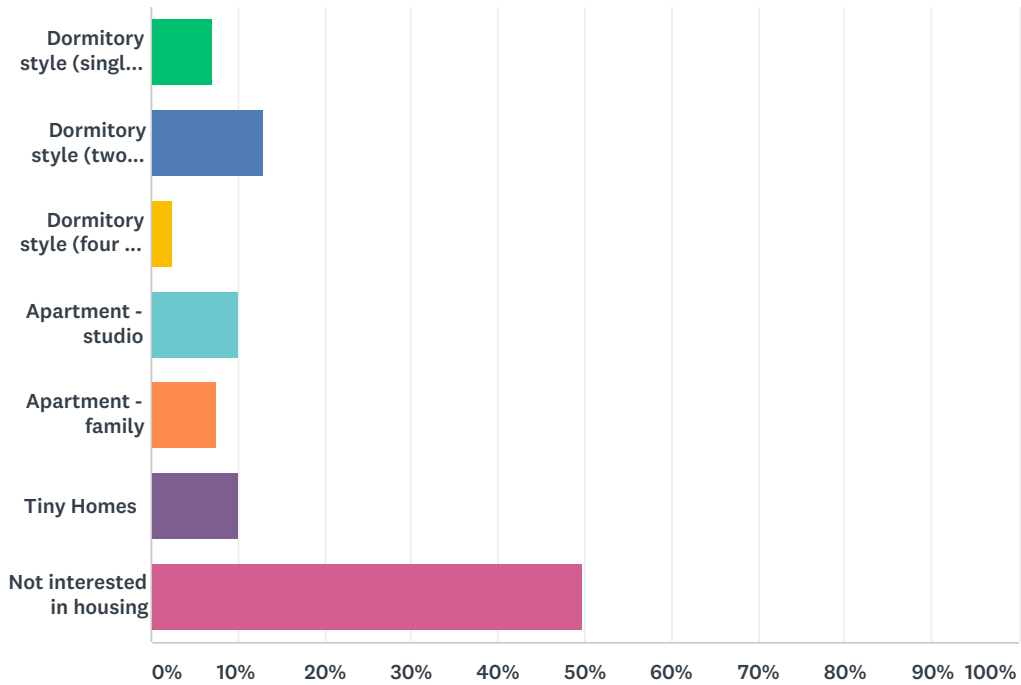
ANSWER CHOICES	RESPONSES	
Student Financial Aid - Pell and other grants	62.12%	123
Student Financial Aid - Loans	40.91%	81
Student Financial Aid - College Workstudy	3.03%	6
Student Financial Aid - Academic Scholarships	11.62%	23
Student Financial Aid - Veteran/Military Benefits	2.53%	5
On my Own - out of pocket	43.43%	86
Parents	8.59%	17

Fall 2017 Student Survey

Grandparents	1.01%	2
Other relatives	1.52%	3
Spouse/Significant other	6.57%	13
Employer	3.03%	6
High School Dual Enrolled or Early Middle College	13.64%	27
Total Respondents: 198		

Q49 If Kirtland were to offer housing to students which type of housing do you prefer?

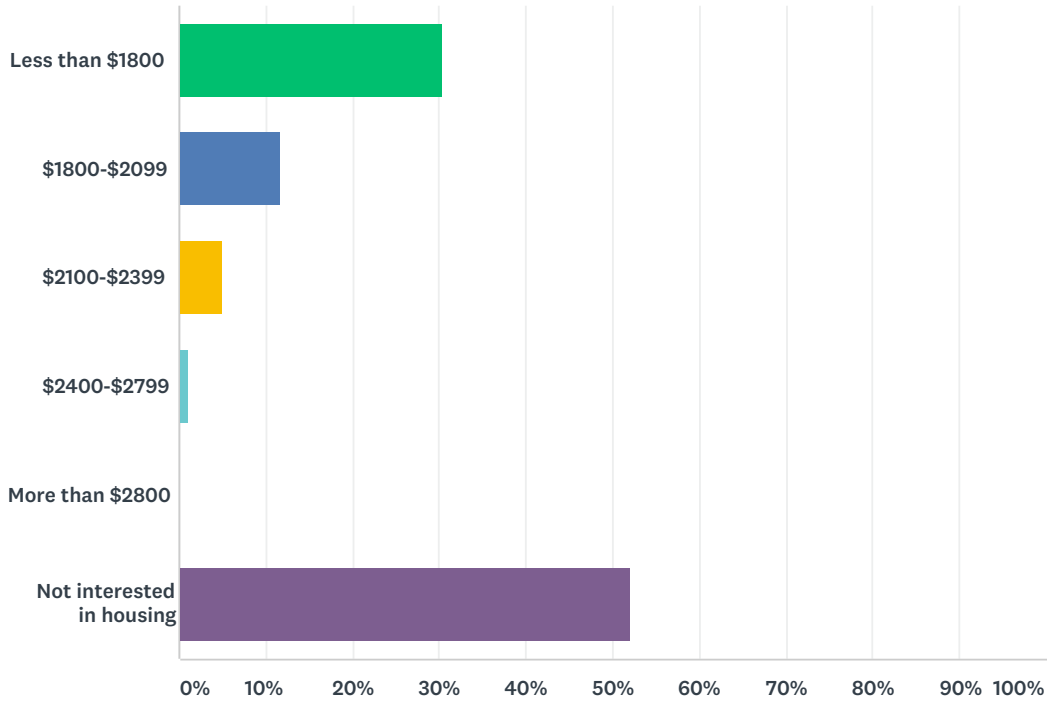
Answered: 199 Skipped: 7



ANSWER CHOICES	RESPONSES	
Dormitory style (single person room)	7.04%	14
Dormitory style (two students per room)	13.07%	26
Dormitory style (four to eight person suite)	2.51%	5
Apartment - studio	10.05%	20
Apartment - family	7.54%	15
Tiny Homes	10.05%	20
Not interested in housing	49.75%	99
TOTAL		199

Q50 How much would you be willing to pay per semester for Kirtland student housing - dormitory style, two students per room (utilities and wifi included)?

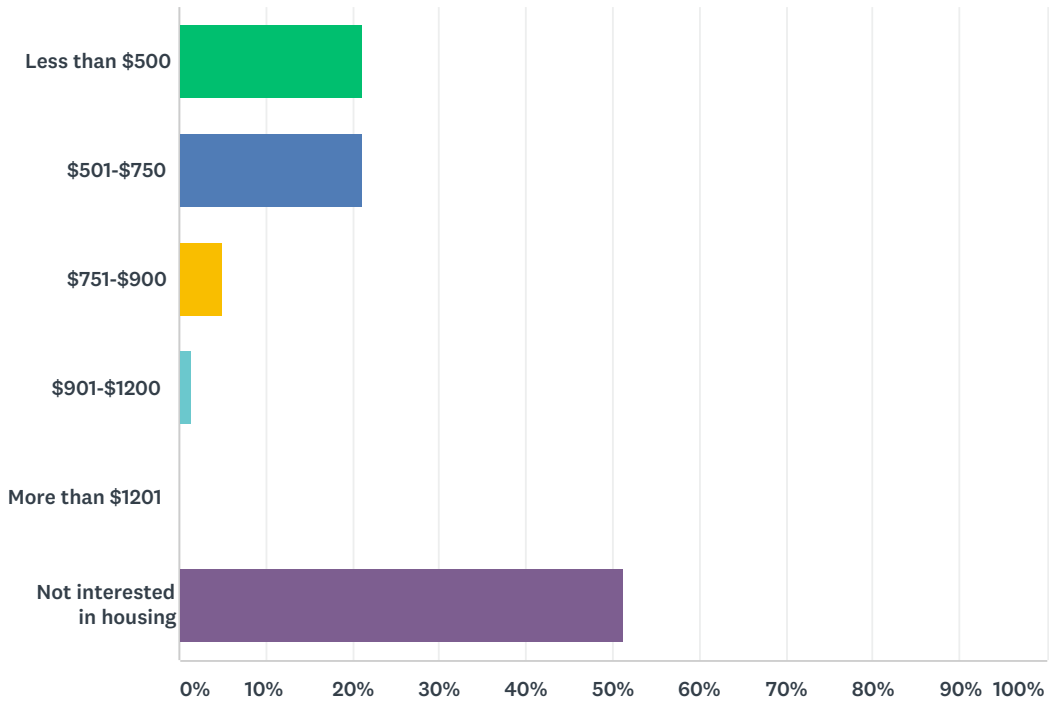
Answered: 198 Skipped: 8



ANSWER CHOICES	RESPONSES	
Less than \$1800	30.30%	60
\$1800-\$2099	11.62%	23
\$2100-\$2399	5.05%	10
\$2400-\$2799	1.01%	2
More than \$2800	0.00%	0
Not interested in housing	52.02%	103
TOTAL		198

Q51 How much would you be willing to pay per month for Kirtland student housing - family apartment (utilities and wifi included)?

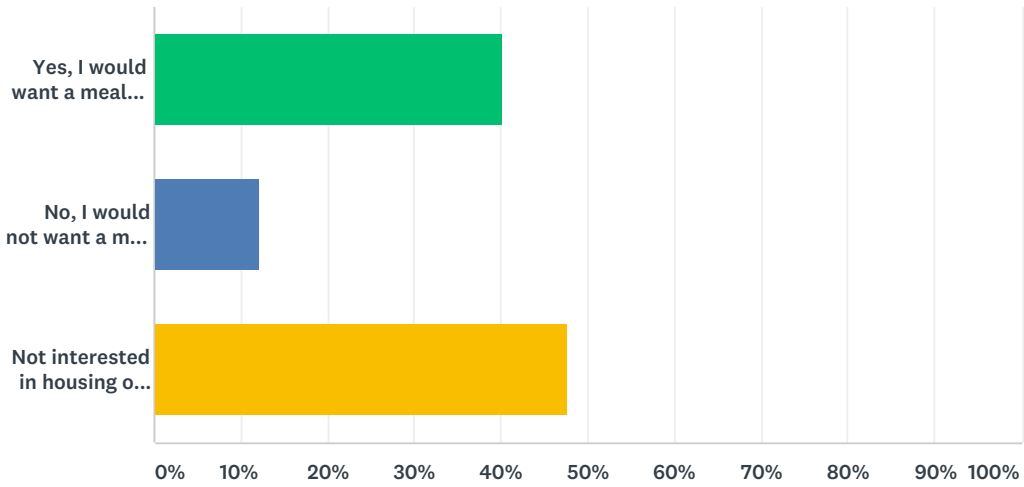
Answered: 199 Skipped: 7



ANSWER CHOICES	RESPONSES	
Less than \$500	21.11%	42
\$501-\$750	21.11%	42
\$751-\$900	5.03%	10
\$901-\$1200	1.51%	3
More than \$1201	0.00%	0
Not interested in housing	51.26%	102
TOTAL		199

Q52 If housing at Kirtland was an available option would you want a meal plan with the cafeteria?

Answered: 199 Skipped: 7



ANSWER CHOICES	RESPONSES	
Yes, I would want a meal plan.	40.20%	80
No, I would not want a meal plan.	12.06%	24
Not interested in housing or a meal plan.	47.74%	95
TOTAL		199

Q53 Is there a program of study that Kirtland Community College does not offer that it should consider offering?

Answered: 156 Skipped: 50

Q54 How can Kirtland better assist you in achieving your educational goals?

Answered: 149 Skipped: 57

Q55 Thank you for taking the survey. Enter your Kirtland email address here for a chance to win the \$50 VISA gift card.

Answered: 189 Skipped: 17