



Panopto Getting Started Quick-Reference

Accessing Via the Host Site:

1. **Go to:** Kirtland.hosted.panopto.com

Sign in to **Choose Canvas**

Panopto

Username

Password

Keep me signed in

Sign in

[Forgot your password?](#)

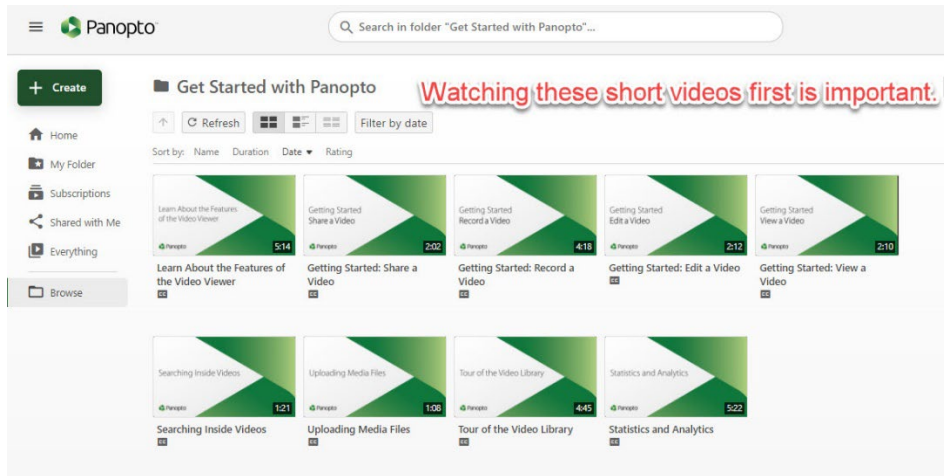
kirtland.hosted.panopto.com

We use cookies to remember your preferences and measure how our site is used. By continuing to browse this site, you are agreeing to our use of cookies.

[Learn more](#)

2. **Choose:** Canvas from the dropdown menu. Login via Single Sign-On.

3. Video Library: Watch “Get Started with Panopto” series.



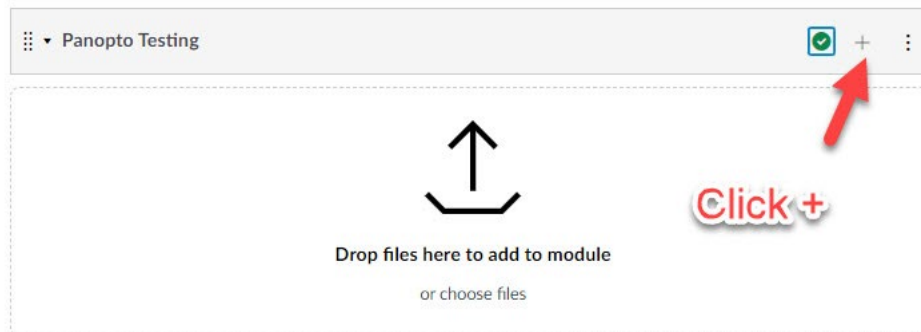
**You can create videos from the +Create button here or in Canvas.*

Notes:

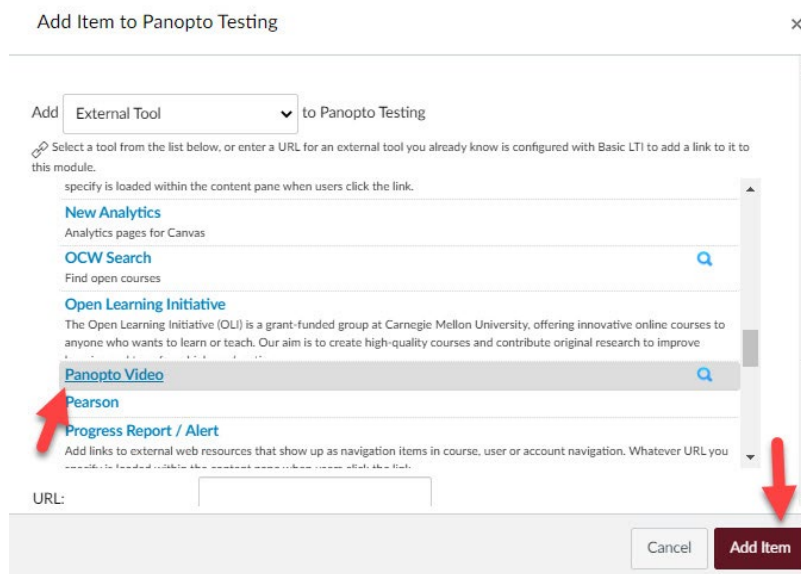


Accessing Via Canvas:

1. Choose Module +



2. Click External Tool:




3. Choose/ Create Video:


Link Resource from External Tool Choose Course Folder ×

Default Term - DC Play Course- Test Search under "Default Term - DC Play Course-

Choose Upload Record



test group
11/18/2022



TEST VIDEO
11/16/2022

Choose an option:

1. Choose (from library)
2. Upload (from different library)
3. Record in Canvas

Notes:
